



SHIRE OF MENZIES

Minutes

**FOR THE ORDINARY MEETING OF COUNCIL
HELD ON**

29th October 2020

Commencing at 1.00pm

**29
October
2020**

Ordinary Meeting of Council

DISCLAIMER

No responsibility whatsoever is implied or accepted by the Shire of Menzies for any act or omission or statement or intimation occurring during this meeting.

It is strongly advised that persons do not act on what is heard at this meeting and should only rely on written confirmation of Council's decision, which will be provided within fourteen (14) days of this meeting.

FINANCIAL INTEREST

A financial interest occurs where a Councillor, or person with whom the Councillor is closely associated, has direct or indirect financial interest in the matter. That is, the person stands to make a financial gain or loss from the decision, either now or at some time in the future.

An indirect financial interest includes a reference to a financial relationship between that person and another person who requires a Local Government decision in relation to the matter.

Councillors should declare an interest:

- a) In a written notice given to the Chief Executive Officer (CEO) before the meeting: or
- b) At the meeting, immediately before the matter is discussed.

A member who has declared an interest must not:

- Preside at the part of the meeting relating to the matter: or
- Participate in or be present during the discussion of decision-making procedure relating to the matter unless the member is allowed to do so under Section 5.68 or 5.69 of the *Local Government Act 1995*.

Councillor Attendance
Shire of Menzies Council Meetings 2019/2020

Council Meeting Date	Leave of Absence	Apologies	Electronic Attendance	Absent
28 February 2019	-	Cr D Hansen	Cr I Baird	
28 March 2019	-	-	-	-
24 April 2019	-	-	Cr D Hansen Cr I Baird	-
30 May 2019	-	-	-	-
27 June 2019	-	-	-	Cr D Hansen
25 July 2019	-	Cr D Hansen	-	-
29 August 2019	-	Cr I Tucker Cr J Lee	-	-
26 September 2019	Adjourned			
31 October 2019	-	-	-	-
28 November 2019	-	Cr D Hansen	-	-
12 December 2019	-	Cr I Baird Cr D Hansen	-	-
27 February 2020	-	-	Cr J Lee	-
26 March 2020	-	-	Crs I Baird & Hansen by video Crs Lee, Ashwin by telephone with Cr J Dwyer by telephone at 1.29 pm.	-
30 April 2020	-	Cr Hansen	Crs Baird (at Pila Nguru Aboriginal Corp), Lee & Ashwin (at MAC) by video	-
28 May 2020	-	-	Crs Baird (at Pila Nguru Aboriginal Corp), Lee (at MAC) by video conference and Ashwin by	-
25 June 2020	-	-	Cr Ashwin in the transportable in the MAC yard. Cr Lee in the office at the MAC Centre	Cr Baird Cr Hansen

Council Meeting Date	Leave of Absence	Apologies	Electronic Attendance	Absent
30 July 2020	-	Cr J Lee Cr V Ashwin Cr D Hansen	Cr Baird (at Pila Nguru Aboriginal Corp)	-
27 August 2020		Cr D Hansen	Cr Ashwin in the transportable in the MAC yard. Cr Lee in the office at the MAC Centre	
24 September 2020			Cr G Dwyer, Cr Baird, Cr J Dwyer by conference call (from Tjunjuntjara) Cr Lee by conference call (from Perth) Cr V Ashwin by conference call (from the transportable in the MAC yard)	
29 October 2020	Cr J Dwyer		Cr I Baird (Tjunjuntjara) Cr J Lee (ACM Office) Jr V Ashwin (ACM Transportable)	

TABLE OF CONTENTS

Thursday, 29th October 2020

1	DECLARATION OF OPENING	1
2	ANNOUNCEMENT OF VISITORS	1
3	RECORD OF ATTENDANCE	1
4	RESPONSE TO PREVIOUS PUBLIC QUESTIONS TAKEN ON NOTICE	1
5	PUBLIC QUESTION TIME	1
6	APPLICATIONS BY MEMBERS	1
7	DECLARATIONS OF INTEREST	1
8	NOTICE OF ITEMS TO BE DISCUSSED BEHIND CLOSED DOORS	1
9	CONFIRMATION / RECEIVAL OF MINUTES	2
9.1	CONFIRMATION OF MINUTES OF THE ORDINARY COUNCIL MEETING HELD ON THURSDAY, 24 SEPTEMBER 2020	2
10	PETITIONS / DEPUTATIONS / PRESENTATIONS	2
11	ANNOUNCEMENTS BY PRESIDING MEMBER WITHOUT DISCUSSION	2
11.1	PRESIDENTS REPORT	2
12	REPORTS OF OFFICERS	3
12.1	FINANCE AND ADMINISTRATION	3
12.1.1	Statement of Financial Activity for the Month of August 2020	3
12.1.2	Statement of Financial Activity for the Month of September 2020	37
12.1.3	Monthly Listing of Payments for the Month of September 2020	57
12.1.4	Monthly Investment Report for the Month of August 2020	69
12.1.5	Monthly Investment Report for the Month of September 2020	72
12.1.6	Actions Against Lands for Unpaid Rates – Correction	75
12.2	WORKS AND SERVICES	82
12.2.1	Works Report for the period September 2020	82
12.3	HEALTH BUILDING AND TOWN PLANNING	100
12.3.1	Health and Building Report for the period September 2020	100
12.4	COMMUNITY DEVELOPMENT	103
12.4.1	Community Development Report for the period September 2020	103
12.5	MANAGEMENT AND POLICY	107
12.5.1	Actions Performed Under Delegations for the Months of August - September 2020	107
12.5.2	Council Policy Review – Draft Stock Grids Policy	112
12.5.3	Extra Ordinary Election - Rural Ward	121
12.5.4	Dress Code for Attendance at Citizenship Ceremony	131
12.5.5	Annual Financial Reports - Extension of time	136
12.5.6	Budget Amendment - Capital Works	139
12.5.7	Cattle Roaming at large in the Kookynie Townsite (Refer to Item 14.1.6)	142
12.5.8	Christmas - New Year Holiday Proposal	143

12.5.9	Minutes of GVROC Meetings	145
12.5.10	Appointment of Acting Chief Executive Officer	363
12.5.11	Application Miscellaneous Licence 29/136	369
13	ELECTED MEMBERS MOTION OF WHICH PREVIOUS NOTICE HAVE BEEN GIVEN	375
14	NEW BUSINESS OF AN URGENT NATURE INTRODUCED BY DECISION OF THE MEETING	375
14.1.1	Offer of Old Piano - ex Comet Vale Hall	376
14.1.2	Remote Airstrip Upgrade Program	384
14.1.3	Fuel Outlets in Menzies	404
14.1.4	Local Roads and Community Infrastructure Program	415
14.1.5	Dust Suppression at Marmion Village	426
14.1.6	Cattle Roaming in Kookynie – Additional Information	428
15	NEXT MEETING	433
16	CLOSURE OF MEETING	433

1 DECLARATION OF OPENING

The President declared the meeting open at 1.08pm.

2 ANNOUNCEMENT OF VISITORS

3 RECORD OF ATTENDANCE

Present

Councillors:	Cr G Dwyer	Shire President
	Cr I Baird	Deputy Shire President (via Teams)
	Cr J Lee	(via Teams)
	Cr V Ashwin	(via Teams)
	Cr K Mader	(joined the meeting at 1.13pm)

Staff:	Mr E Piper	A/Chief Executive Officer
	Ms J Hancock	A/Executive Officer

Leave of Absence: Cr J Dwyer

4 RESPONSE TO PREVIOUS PUBLIC QUESTIONS TAKEN ON NOTICE

There were no questions from the public.

5 PUBLIC QUESTION TIME

Nil

6 APPLICATIONS BY MEMBERS

Nil

7 DECLARATIONS OF INTEREST

Nil

8 NOTICE OF ITEMS TO BE DISCUSSED BEHIND CLOSED DOORS

Item 14.1.3 – CONFIDENTIAL – Fuel Outlets in Menzies

9 CONFIRMATION / RECEIVAL OF MINUTES

9.1 CONFIRMATION OF THE MINUTES OF THE ORDINARY COUNCIL MEETING HELD ON 24 SEPTEMBER 2020 (*Provided under Separate Cover*)

COUNCIL RESOLUTION:	No. 2001
----------------------------	-----------------

MOVED: Cr V Ashwin

SECONDED: Cr J Lee

That the minutes of the Ordinary Meeting of Council held on Thursday, 24 September 2020 be confirmed as a true and correct record of proceedings.

Carried 5/ 0

10 PETITIONS / DEPUTATIONS / PRESENTATIONS

11 ANNOUNCEMENTS BY PRESIDING MEMBER WITHOUT DISCUSSION

11.1 PRESIDENTS REPORT FOR MONTH OF OCTOBER 2020

12 October

With ACEO we met with Mr Greg Stubbs at Morapoi Station and discussed the issue of cattle in the Townsite of Kookynie.

22 October

With Cr Mader and Cr Dwyer J, via telephone, we attended the Briefing Session.

29 October

With the ACEO and Works Supervisor we met Ora Banda Mining's Managing Director, David Quinlivan and General Manager, Davyhurst Operations, Derek Byrne in the Council Chambers. An overview of proposed and current operations was presented by David Quinlivan with a projected conservative outlook.

COUNCIL RESOLUTION:	No.
----------------------------	------------

MOVED: Cr

SECONDED: Cr

Carried /

12.1.1 STATEMENT OF FINANCIAL ACTIVITY FOR AUGUST 2020

LOCATION:	N/A
APPLICANT:	Shire of Menzies
DOCUMENT REF:	As Applicable
DISCLOSURE OF INTEREST:	The Author has no interest to disclose
DATE:	10 October 2020
AUTHOR:	Rhona Hawkins Executive Consultant
ATTACHMENT:	Yes - Monthly Financial Report for the period ending 31 August 2020

IN BRIEF:

Statutory Financial Reports are submitted to Council as a record of financial activity for the year to 31 August 2020.

BACKGROUND:

The Financial Management *Regulation 34* requires Local Government entities to prepare each month a Statement of Financial Activity reporting on the sources and application of funds, as set out in the Annual Budget under *Regulation 22(1)(d)*:

- The annual budget estimates;
- Budget estimates to the end of the month to which the statement relates. Actual amounts of expenditure, revenue and income to the end of the month to which the statement relates;
- Any material variations between year to date for income and expenditure and the relevant budget provisions to the end of the relevant reporting period;
- Identify any significant areas where activity is not in accordance with budget estimates for the relevant reporting period;
- Include an operating statement;
- Include the net current assets; and
- Any other relevant reporting notes.

COMMENT:

This report contains annual budget, actual amounts of expenditure and income to the end of the month. It shows the material variances between the budget and actual amounts where they are not associated to timing differences for the purpose of keeping Council informed of the current financial position.

CONSULTATION:

Nil

STATUTORY ENVIRONMENT:

Local Government Act 1995 Section 6.4
Local Government (Financial Management) Regulation 1996, 34

POLICY IMPLICATIONS:

Nil

FINANCIAL IMPLICATIONS:

As detailed in the attachment.

RISK ASSESSMENT:

Nil

STRATEGIC IMPLICATIONS:

14.3 Active civic leadership achieved

- Regularly review plans with community consultation on significant decisions affecting the shire.

VOTING REQUIREMENTS:

Simple majority.

OFFICER RECOMMENDATION:

That Council receive the Statement of Financial Activity for the period ending 31 August 2020 as attached and note any material differences.

COUNCIL DECISION:

COUNCIL RESOLUTION:

No. 2002

MOVED: Cr I Baird

SECONDED: Cr K Mader

That Council receive the Statement of Financial Activity for the period ending 31 August 2020 as attached and note any material differences.

Carried 5 / 0

SHIRE OF MENZIES

MONTHLY FINANCIAL REPORT (Containing the Statement of Financial Activity) For the Period Ended 31 August 2020

LOCAL GOVERNMENT ACT 1995
LOCAL GOVERNMENT (FINANCIAL MANAGEMENT) REGULATIONS 1996

TABLE OF CONTENTS

Monthly Summary Information	2 - 3
Statement of Financial Activity by Program	4
Statement of Financial Activity By Nature or Type	5
Statement of Capital Acquisitions and Capital Funding	6
Note 1 Significant Accounting Policies	7
Note 2 Explanation of Material Variances	8-9
Note 3 Net Current Funding Position	10
Note 4 Cash and Investments	11
Note 6 Receivables	12
Note 7 Cash Backed Reserves	13
Note 9 Rating Information	14
Note 11 Grants and Contributions	15
Note 13 Details of Capital Acquisitions	16 - 17

**Shire of Menzies
Information Summary
For the Period Ended 31 August 2020**

Key Information

Report Purpose

This report is prepared to meet the requirements of *Local Government (Financial Management) Regulations 1996, Regulation 34*.

Overview

Summary reports and graphical progressive graphs are provided on pages 2 - 3.

Statement of Financial Activity by reporting program

Is presented on page 6 and shows a surplus as at 31 August 2020 of \$4,956,459.

Items of Significance

The material variance adopted by the Shire of Menzies for the 2020/21 year is plus (+) or minus (-) of 10% for items greater than \$25,000 variance. The following selected items have been highlighted due to the amount of the variance to the budget or due to the nature of the revenue/expenditure. A full listing and explanation of all items considered of material variance is disclosed in Note 2.

Income & Expenditure		Annual Budget	YTD Budget	YTD Actual
Operating Grants, Subsidies and Contributions	37%	\$ 1,515,687	\$ 478,788	\$ 561,154
Non-operating Grants, Subsidies and Contributions	20%	\$ 2,241,861	\$ 373,638	\$ 454,328
	27%	\$ 3,757,548	\$ 852,426	\$ 1,015,482
Rates Levied	98%	\$ 3,562,400	\$ 3,496,000	\$ 3,496,374
Materials & Contracts	7%	(\$2,307,568)	(\$384,404)	(\$161,146)
Capital Projects				
Infrastructure Assets - Roads	0%	(\$200,000)	(\$33,330)	\$0
Infrastructure Assets - Other	0%	(\$60,000)	(\$9,998)	\$0

% Compares current ytd actuals to annual budget

Financial Position		This Time Last Year	31 Aug 2020
Adjusted Net Current Assets	130%	\$ 3,800,807	\$ 4,958,167
Cash and Equivalent - Unrestricted	45%	\$ 3,696,589	\$ 1,661,802
Cash and Equivalent - Restricted	139%	\$ 8,540,382	\$ 11,856,154
Receivables - Rates	477%	\$ 728,222	\$ 3,472,377
Receivables - Other	-2%	-\$ 301,675	\$ 5,983
Payables	54%	\$ 393,271	\$ 213,244

% Compares current ytd actuals to prior year actuals at the same time

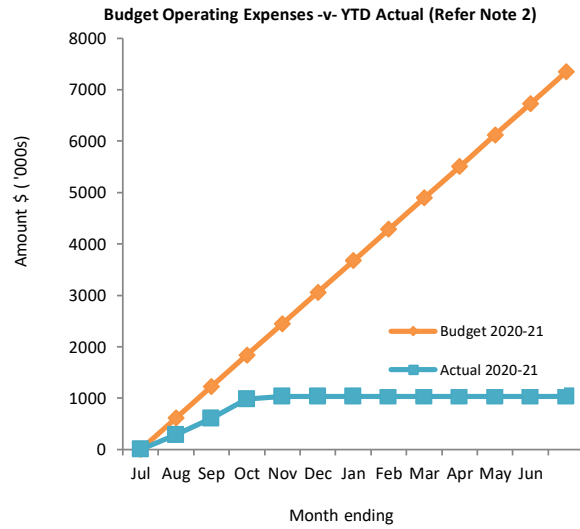
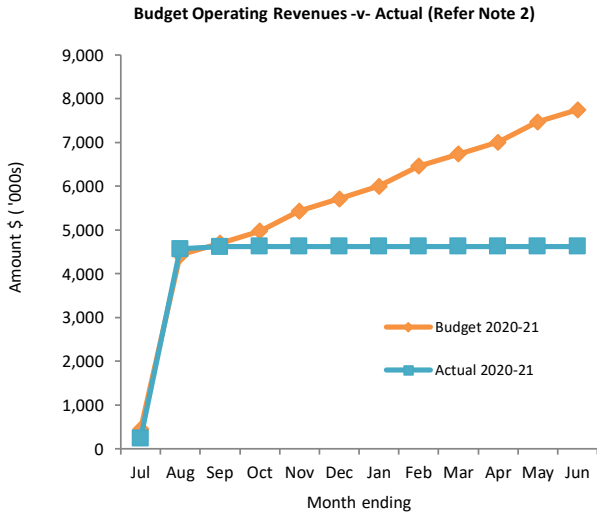
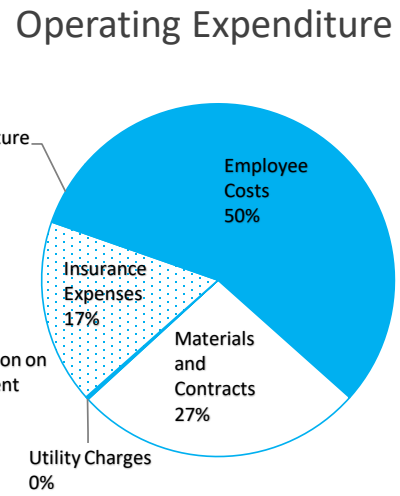
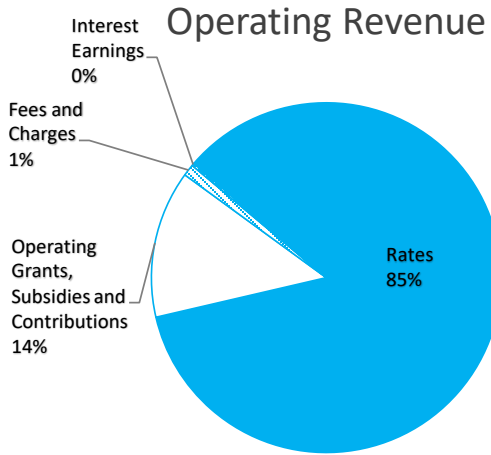
Note: The Statements and accompanying notes are prepared based on all transactions recorded at the time of preparation and may vary due to transactions being processed for the reporting period after the date of preparation.

Preparation

Prepared by: Rhona Hawkins

Date Prepared 11 Oct 2020

**Shire of Menzies
Information Summary
For the Period Ended 31 August 2020**



This information is to be read in conjunction with the accompanying Financial Statements and Notes.

SHIRE OF MENZIES
STATEMENT OF FINANCIAL ACTIVITY
(Statutory Reporting Program)
For the Period Ended 31 August 2020

	Note	Annual Budget	YTD Budget (a)	YTD Actual (b)	Var. \$ (b)-(a)	Var. % (b)-(a)/(a)	Var.
Opening Funding Surplus(Deficit)	3	\$ 811,748	\$ 811,748	\$ 1,389,568	\$ 577,820	71%	
Revenue from operating activities							
Governance		100	16	22,727	22,711	141945%	
General Purpose Funding - Rates	9	3,562,400	3,496,000	3,496,374	374	0%	
General Purpose Funding - Other		1,411,622	314,932	354,879	39,947	13%	▲
Law, Order and Public Safety		11,462	1,908	502	(1,406)	(74%)	
Health		300	50	0	(50)	(100%)	
Education and Welfare		0	0	0	0		
Housing		65,700	10,946	9,839	(1,107)	(10%)	
Community Amenities		25,630	12,478	12,599	121	1%	
Recreation and Culture		800	128	0	(128)	(100%)	
Transport		198,034	179,516	181,112	1,596	1%	
Economic Services		207,359	34,550	24,737	(9,813)	(28%)	
Other Property and Services		22,200	3,696	11,784	8,088	219%	
		5,505,607	4,054,220	4,114,553	60,333	1%	
Expenditure from operating activities							
Governance		(560,170)	(93,320)	(193,270)	(99,950)	(107%)	▼
General Purpose Funding		(312,214)	(52,016)	(28,684)	23,332	45%	
Law, Order and Public Safety		(41,613)	(6,922)	(8,229)	(1,307)	(19%)	
Health		(39,360)	(6,558)	(1,883)	4,675	71%	
Education and Welfare		0	0	0	0		
Housing		(293,070)	(48,826)	(15,432)	33,394	68%	▲
Community Amenities		(126,501)	(21,062)	(46,683)	(25,621)	(122%)	▼
Recreation and Culture		(389,382)	(64,836)	(93,664)	(28,828)	(44%)	▼
Transport		(2,043,769)	(340,596)	(94,578)	246,018	72%	▲
Economic Services		(911,987)	(151,928)	(92,775)	59,153	39%	▲
Other Property and Services		(2,626,514)	(437,686)	(30,584)	407,102	93%	▲
		(7,344,580)	(1,223,750)	(605,783)	617,967	50%	▲
Operating activities excluded from budget							
Add back Depreciation		2,225,431	370,882	0	(370,882)	(100%)	▼
Adjust (Profit)/Loss on Asset Disposal	8	0	0	0	0		
Adjust Provisions and Accruals		0	0	0	0		
Amount attributable to operating activities		386,458	3,201,352	3,508,770			
Investing Activities							
Non-operating Grants, Subsidies and Contributions	11	2,241,861	373,638	454,328	80,690	22%	▲
Proceeds from Disposal of Assets	8	0	0	0	0		
Land and Buildings	13	(2,162,500)	(360,404)	(256,972)	103,432	29%	▲
Plant and Equipment	13	(159,000)	(26,498)	0	26,498	100%	▲
Infrastructure Assets - Roads	13	(3,319,000)	(553,160)	(130,144)	423,016	76%	▲
Infrastructure Assets - Drainage	13	0	0	0	0		
Infrastructure Assets - Bridges	13	0	0	0	0		
Infrastructure Assets - Footpaths	13	(200,000)	(33,330)	0	33,330	100%	▲
Infrastructure Assets - Parks and Ovals	13	(60,000)	(9,998)	0	9,998	100%	
Infrastructure Assets - Airports	13	0	0	0	0		
Infrastructure Assets - Sewerage	13	0	0	0	0		
Infrastructure Assets - Other	13	(275,000)	(45,826)	(9,092)	36,734	80%	▲
Amount attributable to investing activities		(3,933,639)	(655,578)	58,120	713,698	109%	▲
Financing Activities							
Self-Supporting Loan Principal		0	0	0	0		
Transfer from Reserves	7	2,835,433	(472,570)	0	472,570	(100%)	
Transfer from Restricted Cash		0	0	0	0		
Repayment of Debentures	10	0	0	0	0		
Transfer to Reserves	7	(100,000)	16,660	0	(16,660)	100%	
Amount attributable to financing activities		2,735,433	(455,910)	0	455,910	100%	
Closing Funding Surplus(Deficit)	3	0	2,901,612	4,956,459			

Indicates a variance between Year to Date (YTD) Budget and YTD Actual data as per the adopted materiality threshold. Refer to Note 2 for an explanation of the reasons for the variance.

This statement is to be read in conjunction with the accompanying Financial Statements and notes.

SHIRE OF MENZIES
STATEMENT OF FINANCIAL ACTIVITY
(By Nature or Type)
For the Period Ended 31 August 2020

	Note	Annual Budget	YTD Budget (a)	YTD Actual (b)	Var. \$ (b)-(a)	Var. % (b)-(a)/(a)	Var.
		\$	\$	\$	\$	%	
Opening Funding Surplus (Deficit)	3	811,748	811,748	1,389,568	577,820	71%	▲
Revenue from operating activities							
Rates	9	3,562,400	3,496,000	3,496,374	374	0%	
Operating Grants, Subsidies and Contributions	11	1,515,687	478,788	561,154	82,366	17%	▲
Fees and Charges		192,830	40,326	44,973	4,647	12%	
Interest Earnings		211,640	35,272	9,840	(25,432)	(72%)	▼
Other Revenue		23,050	3,834	2,212	(1,622)	(42%)	
Profit on Disposal of Assets	8	0	0	0	0		
		5,505,607	4,054,220	4,114,553	60,333	1%	
Expenditure from operating activities							
Employee Costs		(2,020,866)	(336,742)	(304,102)	32,640	10%	
Materials and Contracts		(2,307,568)	(384,404)	(161,146)	223,258	58%	▲
Utility Charges		(80,588)	(13,406)	(814)	12,592	94%	
Depreciation on Non-Current Assets		(2,225,431)	(370,882)	0	370,882	100%	▲
Non Operating Expenses		0	0	(857)	(857)		
Insurance Expenses		(129,692)	(21,594)	(102,315)	(80,721)	(374%)	▼
Other Expenditure		(580,435)	(96,722)	(36,550)	60,172	62%	▲
Loss on Disposal of Assets	8	0	0	0			
		(7,344,580)	(1,223,750)	(605,783)	617,967	50%	▲
Operating activities excluded from budget							
Add back Depreciation		2,225,431	370,882	0	(370,882)	(100%)	▼
Adjust (Profit)/Loss on Asset Disposal	8	0	0	0	0		
Adjust Provisions and Accruals		0		0	0		
Amount attributable to operating activities		386,458	3,201,352	3,508,770	307,418		
Investing activities							
Grants, Subsidies and Contributions	11	2,241,861	373,638	454,328	80,690	22%	▲
Proceeds from Disposal of Assets	8	0	0	0	0		
Land and Buildings	13	(2,162,500)	(360,404)	(256,972)	103,432	(29%)	
Plant and Equipment	13	(159,000)	(26,498)	0	26,498	(100%)	
Infrastructure Assets - Roads	13	(3,319,000)	(553,160)	(130,144)	423,016	(76%)	
Infrastructure Assets - Drainage	13	0	0	0	0		
Infrastructure Assets - Bridges	13	0	0	0	0		
Infrastructure Assets - Footpaths	13	(200,000)	(33,330)	0	33,330	(100%)	
Infrastructure Assets - Parks and Ovals	13	(60,000)	(9,998)	0	9,998	(100%)	
Infrastructure Assets - Airports	13	0	0	0	0		
Infrastructure Assets - Sewerage	13	0	0	0	0		
Infrastructure Assets - Other	13	(275,000)	(45,826)	(9,092)	36,734	(80%)	
Amount attributable to investing activities		(3,933,639)	(655,578)	58,120	713,698	109%	
Financing Activities							
Proceeds from New Debentures		0	0	0	0		
Proceeds from Advances		0	0	0	0		
Advances to Community Groups		0	0	0	0		
Transfer from Reserves	7	2,835,433	(472,570)	0	472,570	(100%)	
Repayment of Debentures	10	0	0	0	0		
Transfer to Reserves	7	(100,000)	16,660	0	(16,660)	100%	
Amount attributable to financing activities		2,735,433	(455,910)	0	455,910	100%	
Closing Funding Surplus (Deficit)	3	0	2,901,612	4,956,459	2,054,847	71%	▲

Indicates a variance between Year to Date (YTD) Budget and YTD Actual data as per the adopted materiality threshold.
Refer to Note 2 for an explanation of the reasons for the variance.

This statement is to be read in conjunction with the accompanying Financial Statements and notes.

SHIRE OF MENZIES
STATEMENT OF CAPITAL ACQUISITIONS AND CAPITAL FUNDING
For the Period Ended 31 August 2020

Capital Acquisitions

	Note	YTD Actual New /Upgrade (a)	YTD Actual (Renewal Expenditure) (b)	Budget YTD Budget (d)	Annual Budget	YTD Actual Total (c) = (a)+(b)	Variance (d) - (c)
		\$	\$	\$	\$	\$	\$
Land and Buildings	13	256,972	0	360,404	2,162,500	256,972	(103,432)
Plant and Equipment	13	0	0	26,498	159,000	0	(26,498)
Infrastructure Assets - Roads	13	130,144	0	553,160	3,319,000	130,144	(423,016)
Infrastructure Assets - Drainage	13	0	0	0	0	0	0
Infrastructure Assets - Bridges	13	0	0	0	0	0	0
Infrastructure Assets - Footpaths	13	0	0	33,330	200,000	0	(33,330)
Infrastructure Assets - Parks and Ovals	13	0	0	9,998	60,000	0	(9,998)
Infrastructure Assets - Airports	13	0	0	0	0	0	0
Infrastructure Assets - Sewerage	13	0	0	0	0	0	0
Infrastructure Assets - Other	13	9,092	0	45,826	275,000	9,092	(36,734)
Capital Expenditure Totals		396,208	0	1,029,216	6,175,500	396,208	(633,008)
Capital acquisitions funded by:							
Capital Grants and Contributions				373,638	2,241,861	454,328	
Other (Disposals & C/Fwd)				0	0	0	
Council contribution - Cash Backed Reserves							
Building Reserve Accumulation				0	(1,098,433)	0	
Plant Reserve Accumulation				0	(72,000)	0	
Roads Reserve Accumulation				0	(600,000)	0	
Main Street Reserve Accumulation				0	0	0	
Staff Amenities Reserve Accumulation				0	(420,000)	0	
Caravan Park Reserve Accumulation				0	(150,000)	0	
Bitumen Reserve Accumulation				0	0	0	
Niagara Dam Reserve Accumulation				0	(85,000)	0	
Waste Management Reserve Accumulation				0	0	0	
Former Post Office Reserve Accumulation				0	(410,000)	0	
Council contribution - operations				655,578	6,769,072	(58,120)	
Capital Funding Total				1,029,216	6,175,500	396,208	

SHIRE OF MENZIES
NOTES TO THE STATEMENT OF FINANCIAL ACTIVITY
For the Period Ended 31 August 2020

Note 1: Significant Accounting Policies

The Shire of Menzies adopts its significant accounting policies at the time of adopting its annual budget. Significant accounting policies are set in relation to the following:

- a) Basis of preparation
- b) Prior year actual balances
- c) Rounding off figures
- d) Comparative figures
- e) Budget comparative figures
- f) Forecast fair value adjustments
- g) Rates, grants, donations & other contributions
- h) Goods and services tax (GST)
- i) Superannuation
- j) Cash and cash equivalents
- k) Trade and other payables
- l) Inventories
- m) Fixed assets
- n) Fair value of assets and liabilities
- o) Financial instruments
- p) Impairment of assets
- q) Trade and other payables
- r) Employee benefits
- s) Borrowing costs
- t) Provisions
- u) Leases
- v) Investments in associates
- x) Interests in joint arrangements
- y) Current and non-current classification

There have been no changes to the Shire of Menzies significant accounting policies since adopting the 2020/21 Annual Budget.

SHIRE OF MENZIES
NOTES TO THE STATEMENT OF FINANCIAL ACTIVITY
For the Period Ended 31 August 2020

Note 2: Explanation of Material Variances

The material variance thresholds are adopted annually by Council as an indicator of whether the actual expenditure or revenue varies from the year to date budget materially.

The material variance adopted by Council for the 2020/21 year is plus (+) or minus (-) of 10% for items greater than \$25,000 variance.

Reporting Program	YTD Budget	YTD Actual	Var. \$	Var. %	Var.	Timing/ Permanent	Explanation of Variance
Operating Revenues			\$	%			
Governance	16	22,727	22,711	141945%	▲	Permanent	GVROC Refund \$22,727
General Purpose Funding- Other	314,932	354,879	39,947	13%	▲	Timing	Investments mature in October, Budget has been apportioned over twelve months.
Economic Services	34,550	24,737	(9,813)	(28%)	▲	Timing	CRC Income lower than anticipated.
Other Property and Services	3,696	11,784	8,088	219%	▲	Permanent	Credit received form LGIS.
Operating Expense							
Governance	(93,320)	(193,270)	(99,950)	(107%)	▲	Permanent	CEO termination payout.
General Purpose Funding	(52,016)	(28,684)	23,332	45%	▲	Timing	Rates write-offs have not occurred as anticipated in th Budget.
Housing	(48,826)	(15,432)	33,394	68%	▲	Timing	Housing maintenance has not occurred in accordance with the Budget.
Community Amenities	(21,062)	(46,683)	(25,621)	(122%)	▲	Permanent	Operational services higher than anticipated for this time of year.
Recreation and Culture	(64,836)	(93,664)	(28,828)	(44%)	▲	Timing	Budget has been loaded into accounting system and apportioned over twelve months.
Transport	(340,596)	(94,578)	246,018	72%	▲	Timing	Road Maintenance higher than anticipated at Budget preparation.
Economic Services	(151,928)	(92,775)	59,153	39%	▲	Timing	Noxious weed control not commence at this stage. Caravan Park maintenance higher than the twelve month apportionment.
Other Property and Services	(437,686)	(30,584)	407,102	93%	▲	Timing	1st instalment of Insurance paid and not apportioned over twelve months. Allocations are to be reviewed.
Capital Revenues							
Grants, Subsidies and Contributions	373,638	454,328	80,690	22%	▲	Timing	Regional Road Group grants received earlier than anticipated in the Budget.
Capital Expenses							
Land and Buildings	(360,404)	(256,972)	103,432	29%	▲	Timing	Capital expenditure has not occurred in accordance with the Budget upload.

SHIRE OF MENZIES
NOTES TO THE STATEMENT OF FINANCIAL ACTIVITY
For the Period Ended 31 August 2020

Note 2: Explanation of Material Variances

The material variance thresholds are adopted annually by Council as an indicator of whether the actual expenditure or revenue varies from the year to date budget materially.

The material variance adopted by Council for the 2020/21 year is plus (+) or minus (-) of 10% for items greater than \$25,000 variance.

Reporting Program	YTD Budget	YTD Actual	Var. \$	Var. %	Var.	Timing/ Permanent	Explanation of Variance
Plant and Equipment	(26,498)	0	26,498	100%	▲	Timing	Capital expenditure has not occurred in accordance with the Budget upload.
Infrastructure Assets - Roads	(553,160)	(130,144)	423,016	76%	▲	Timing	Capital expenditure has not occurred in accordance with the Budget upload.

SHIRE OF MENZIES
NOTES TO THE STATEMENT OF FINANCIAL ACTIVITY
For the Period Ended 31 August 2020

Note 3: Net Current Funding Position

Positive=Surplus (Negative=Deficit)

		Last Years Closing	This Time Last Year	Current
	Note	30 June 2020	31 Aug 2019	31 Aug 2020
		\$	\$	\$
Current Assets				
Cash Unrestricted	4	1,045,693	3,696,589	1,661,802
Cash Restricted - Conditions over Grants	11	0	0	0
Cash Restricted	4	11,856,154	8,540,382	11,856,154
Receivables - Rates	6	863,373	728,222	3,472,377
Receivables - Other	6	(100,699)	(301,675)	5,983
Interest / ATO Receivable/Trust				
Inventories		13,623	7,651	25,439
		13,678,145	12,671,169	17,021,756
Less: Current Liabilities				
Payables		(435,801)	(393,271)	(213,244)
Provisions Loans		(3,985)	(9,565)	(3,985)
Provisions Leave		(197,106)	(138,351)	(197,106)
		(636,892)	(541,188)	(414,335)
Less: Cash Reserves	7	(11,856,154)	(8,540,382)	(11,856,154)
Less: Unspent Grants			0	0
Add: Loan Current		0	0	0
Add: Lease Current		3,985	9,565	3,985
Less: SSL Repayments		0	0	0
Add: Leave Reserve		201,643	201,643	204,717
Trust imbalance (Department of Transport funds timing)		(1,158)	0	(1,802)
Net Current Funding Position		1,389,568	3,800,807	4,958,167

SHIRE OF MENZIES
NOTES TO THE STATEMENT OF FINANCIAL ACTIVITY
For the Period Ended 31 August 2020

Note 4: Cash and Investments

	Unrestricted	Restricted	Trust	Total Amount	Institution
	\$	\$	\$	\$	
(a) Cash Deposits					
Cash At Bank	1,331,034			1,331,034	NAB
Cash At Call - Bank	329,448			329,448	NAB
Municipal Fund Term Deposits	0			0	NAB
Cash at Reserve - Bank		8,601,945		8,601,945	NAB
Reserve Fund Term Deposits		3,254,210		3,254,210	NAB
Trust Fund Bank			0	0	NAB
Petty Cash Float	1,320			1,320	
Total	1,661,802	11,856,154	0	13,517,957	

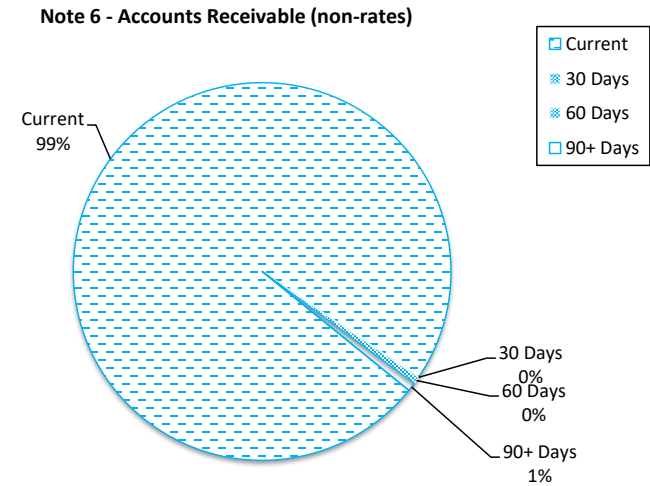
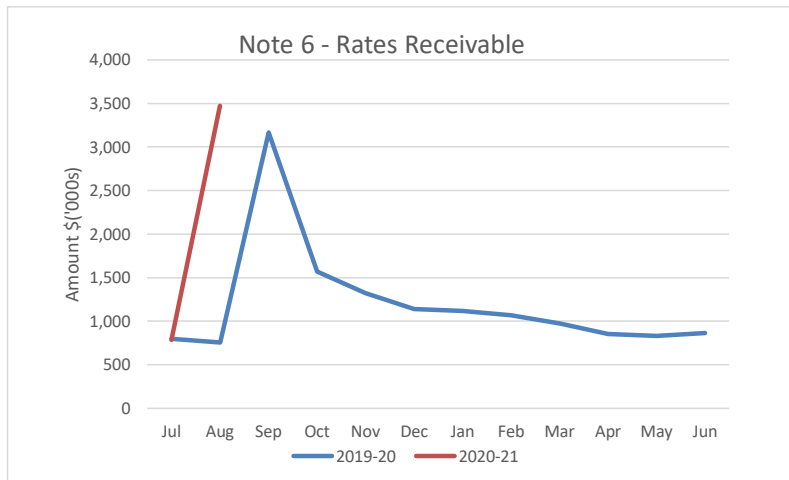
SHIRE OF MENZIES
NOTES TO THE STATEMENT OF FINANCIAL ACTIVITY
For the Period Ended 31 August 2020

Note 6: Receivables

Receivables - Rates Receivable	31 Aug 2020	30 June 2020
	\$	\$
Opening Arrears Previous Years	863,373	794,304
Levied this year	3,559,793	3,476,331
<u>Less</u> Collections to date	950,790	3,407,262
Equals Current Outstanding	3,472,377	863,373
Net Rates Collectable	3,472,377	863,373
% Collected	21.50%	79.78%

Receivables - General	Current	30 Days	60 Days	90+ Days	Totals
	\$	\$	\$	\$	\$
Sundry Debtors	324,409	0	2,091	2,385	328,885
Rates - Pensioner Rebate Claimed					426
Balance per Trial Balance					
Sundry Debtors					329,311
Total Receivables General Outstanding					329,311

Amounts shown above include GST (where applicable)



Note 7: Cash Backed Reserve

Name	Opening Balance	Budget Interest Earned	Actual Interest Earned	Budget Transfers In (+)	Actual Transfers In (+)	Budget Transfers Out (-)	Actual Transfers Out (-)	Amended Budget Closing Balance	Actual YTD Closing Balance
	\$	\$	\$	\$	\$	\$	\$	\$	\$
Leave Reserve - Accumulation	204,717		0	1,724	0	0	0	206,441	204,717
Building Reserve Accumulation	2,791,019		0	23,774	0	(1,098,433)	0	1,716,360	2,791,019
Plant Reserve Accumulation	1,943,922		0	16,370	0	(72,000)	0	1,888,292	1,943,922
Roads Reserve Accumulation	2,752,716		0	23,183	0	(600,000)	0	2,175,899	2,752,716
Main Street Reserve Accumulation	140,211		0	1,181	0	0	0	141,392	140,211
Staff Amenities Reserve Accumulation	575,432		0	4,847	0	(420,000)	0	160,279	575,432
TV Reserve Accumulation	17,858		0	150	0	0	0	18,008	17,858
Caravan Park Reserve Accumulation	430,647		0	3,626	0	(150,000)	0	284,273	430,647
Bitumen Reserve Accumulation	603,144		0	5,079	0	0	0	608,223	603,144
Rates Creditors Reserve Accumulation	51,054		0	428	0	0	0	51,482	51,054
Niagara Dam Reserve Accumulation	1,250,102		0	10,525	0	(85,000)	0	1,175,627	1,250,102
Water Park Reserve Accumulation	299,639		0	2,524	0	0	0	302,163	299,639
Waste Management Reserve Accumulation	59,333		0	499	0	0	0	59,832	59,333
Former Post Office Reserve Accumulation	417,681		0	3,517	0	(410,000)	0	11,198	417,681
Commercial Enterprise Reserve - Accumulation	101,034		0	857	0	0	0	101,891	101,034
Land Purchase Reserve - Accumulation	202,067		0	1,716	0	0	0	203,783	202,067
	11,840,577	0	0	100,000	0	(2,835,433)	0	9,105,144	11,840,577

SHIRE OF MENZIES
NOTES TO THE STATEMENT OF FINANCIAL ACTIVITY
For the Period Ended 31 August 2020

Note 9: Rating Information

RATE TYPE	Rate in	Number of Properties	Rateable Value	YTD Actual			Budget				
				Rate Revenue	Interim Rates	Back Rates	Total Revenue	Rate Revenue	Interim Rate	Back Rate	Total Revenue
	\$		\$	\$	\$	\$	\$	\$	\$	\$	\$
Differential General Rate											
GRV - Residential	0.0862	40	2,500,428	215,537	0	0	215,537	214,694	0	0	214,694
GRV - Vacant	0.0864	204	20,956	1,811	0	0	1,811	1,811	0	0	1,811
UV - Mining	0.1655	282	15,472,156	2,560,642	(180)	(355)	2,560,107	2,561,176	50,000	0	2,611,176
UV - Pastoral	0.0829	27	826,983	68,557	0	0	68,557	67,750	0	0	67,750
UV - Other	0.0829	64	307,900	25,525	0	0	25,525	24,978	0	0	24,978
UV - Exploration	0.1500	451	3,082,413	462,362	(10,705)	3,005	454,662	467,552	0	0	467,552
UV - Prospecting	0.1477	269	463,848	68,510	426	1,124	70,060	63,039			63,039
Sub-Totals		1,337	22,674,684	3,402,943	(10,459)	3,775	3,396,259	3,401,000	50,000	0	3,451,000
Minimum Payment	Minimum \$										
GRV - Residential	200.00	8	5,537	1,600	0	0	1,600	2,200	0	0	2,200
GRV - Vacant	200.00	200	41,081	40,000	0	0	40,000	40,000	0	0	40,000
UV - Mining	200.00	54	34,031	10,800	0	0	10,800	12,000	0	0	12,000
UV - Pastoral	200.00	4	4,638	800	0	0	800	1,400	0	0	1,400
UV - Other	200.00	1	100	200	0	0	200	600	0	0	600
UV - Exploration	200.00	141	45,622	28,200	0	0	28,200	37,400	0	0	37,400
UV - Prospecting	200.00	73	49,913	14,600	0	0	14,600	17,800	0	0	17,800
Sub-Totals		481	180,922	96,200	0	0	96,200	111,400	0	0	111,400
		1,818	22,855,606	3,499,143	(10,459)	3,775	3,492,459	3,512,400	50,000	0	3,562,400
Movement in Excess Rates							0				0
Discounts							0				0
Amount from General Rates							3,492,459				3,562,400
Write Offs							0				0
Ex-Gratia Rates							0				0
Specified Area Rates							0				0
Totals							3,492,459				3,562,400

Comments - Rating Information

SHIRE OF MENZIES
NOTES TO THE STATEMENT OF FINANCIAL ACTIVITY
For the Period Ended 31 August 2020

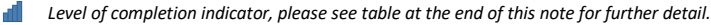
Note 11: Grants and Contributions

	Grant Provider	Type	Opening Balance (a)	Amended Budget Operating	Budget Capital	YTD Budget	Annual Budget (d)	Post Variations (e)	Expected (d)+(e)	YTD Actual Revenue
				\$	\$	\$				\$
General Purpose Funding										
GEN PUR - Financial Assistance Grant - General	WALGGC	Operating	0	772,046	0	208,340	772,046		772,046	208,340
GEN PUR - Financial Assistance Grant - Roads	WALGGC	Operating	0	425,376	0	70,896	425,376		425,376	136,776
Governance										
OTH GOV - Reimbursements		Operating	0	0	0	0	0		0	22,727
Law, Order and Public Safety										
ESL BFB - Operating Grant	Dept. of Fire & Emergency Serv.	Operating	0	6,522	0	1,086	6,522		6,522	0
Community Amenities										
COM AMEN - Grants		Non-operating		0	50,000	8,332	50,000		50,000	0
Recreation and Culture										
REC - Grants		Non-operating	0	0	150,000	25,000	150,000		150,000	0
OTH CUL - Grants - Other Culture		Non-operating	0	0	0	0	0		0	10,328
Transport										
ROADC - Regional Road Group Grants (MRWA)	Main Roads WA	Non-operating	0	0	563,780	93,962	563,780		563,780	292,000
ROADC - Roads to Recovery Grant	Commonwealth Gvt	Non-operating	0	0	700,626	116,770	700,626		700,626	152,000
ROADC - Other Grants - Roads/Streets	Main Roads WA	Non-operating	0	0	230,000	38,332	230,000		230,000	0
ROADM - Street Lighting Subsidy		Operating	0	1,713	0	284	1,713		1,713	0
ROADM - Direct Road Grant (MRWA)	Main Roads WA	Operating	0	194,321	0	178,900	194,321		194,321	178,900
Economic Services										
TOUR - Grants	Main Roads WA	Non-operating	0	0	547,455	91,242	547,455		547,455	0
OTH ECON - Community Resource Centre Income		Operating	0	80,000	0	13,332	80,000		80,000	55
OTH ECON - Community Resource Centre Grant		Operating	1	0	0	0	0		0	2,500
OTH ECON - Grants	Indue, DPIRD	Operating	0	35,709	0	5,950	35,709		35,709	0
Other Property & Services										
ADMIN - Reimbursements	DFES	Operating	0	0	0	0	0		0	5,823
TOTALS			1	1,515,687	2,241,861	852,426	3,757,548	0	3,757,548	1,015,482
SUMMARY										
Operating	Operating Grants, Subsidies and Contributions		1	1,515,687	0	478,788	1,515,687	0	1,515,687	561,154
Operating - Tied	Tied - Operating Grants, Subsidies and Contributions		0	0	0	0	0	0	0	0
Non-operating	Non-operating Grants, Subsidies and Contributions		0	0	2,241,861	373,638	2,241,861	0	2,241,861	454,328
TOTALS			1	1,515,687	2,241,861	852,426	3,757,548	0	3,757,548	1,015,482

SHIRE OF MENZIES
NOTES TO THE STATEMENT OF FINANCIAL ACTIVITY
For the Period Ended 31 August 2020

Note 13: Capital Acquisitions

% of
Completion

Assets	Job	YTD Actual			Budget			
		New/Upgrade	Renewal	Total YTD	Annual Budget	YTD Budget	YTD Variance	
		\$	\$	\$	\$	\$	\$	
								
Buildings								
Education & Welfare								
0.00	Seniors Centre	BC060	0	0	0	350,000	58,332	(58,332)
	Education & Welfare Total		0	0	0	350,000	58,332	(58,332)
Housing								
0.00	CEO's House - Lot 1 (37-39) Reid St - Building (Capital)	BC001	0	0	0	20,000	3,332	(3,332)
0.00	MFA's House - Lot - 1085 (39) Mercer St - Building (Capital)	BC002	0	0	0	15,000	2,500	(2,500)
1.00	MWS House Lot 165 (25) Onslow St - Building (Capital)	BC003	5,500	0	5,500	0	0	5,500
0.00	Lot 91 (40) Mercer St - Building (Capital)	BC004	(0)	0	(0)	47,000	7,832	(7,832)
0.00	Lot 93 (36) Mercer St - Building (Capital)	BC005	0	0	0	10,000	1,666	(1,666)
0.00	Lot 1086 (41) Mercer St - Building (Capital)	BC006	0	0	0	15,000	2,500	(2,500)
0.00	Duplex Lot 12a Walsh St (North Unit) - Building (Capital)	BC007	0	0	0	45,000	7,500	(7,500)
0.37	New Staff House 2020 - Building (Capital)	BC009	65,810	0	65,810	180,000	30,000	35,810
0.00	New 2x1 Staff House - Building (Capital)	BC010	0	0	0	240,000	40,000	(40,000)
0.00	Teachers Unit Lot 1090 (53a) (14a) Walsh St - Building (Capital)	BC015	0	0	0	18,000	3,000	(3,000)
0.00	Teachers Unit Lot 1090 (53b) (14b) Walsh St - Building (Capital)	BC016	0	0	0	18,000	3,000	(3,000)
0.00	Unit Lot 45 (29a) Shenton (Front) - Building (Capital)	BC017	0	0	0	7,500	1,250	(1,250)
0.02	Unit Lot 45 (29b) Shenton (Back) - Building (Capital)	BC018	431	0	431	18,000	3,000	(2,569)
0.00	Lot 1089 (57) Walsh St Rental - Building (Capital)	BC019	0	0	0	22,000	3,666	(3,666)
0.00	Old Post Office House Lot 102 (33) Walsh St - Building (Capital)	BC020	0	0	0	500,000	83,332	(83,332)
	Housing Total		71,741	0	71,741	1,155,500	192,578	(120,837)
Community Amenities								
7.70	Truck Bay Ablution Block - Building (Capital)	BC048	77,030	0	77,030	10,000	1,666	75,364
	Community Amenities Total		0	0	77,030	10,000	1,666	75,364
Recreation And Culture								
0.00	Town Hall (Hall) - Building (Capital)	BC026	0	0	0	50,000	8,332	(8,332)
1.00	Youth Centre - Building (Capital)	BC036	1,785	0	1,785	0	0	1,785
	Recreation And Culture Total		1,785	0	1,785	50,000	8,332	(6,547)
Transport								
0.00	Depot - Building (Capital)	BC037	0	0	0	32,000	5,332	(5,332)
0.00	Workshop - Enclosed Carport	BC037A	0	0	0	50,000	8,332	(8,332)
	Transport Total		0	0	0	82,000	13,664	(13,664)
Economic Services								
	Caravan Park Unit (Disabled) - Building (Capital)	BC021	73,211	0	73,211	0	0	73,211
	Lady Shenton/CRC Lot 41 (37) Shenton St - Building (Capital)	BC028	0	0	0	300,000	50,000	(50,000)
	Church Hall Lot 8 (50) Shenton St - Building (Capital)	BC030	30,914	0	30,914	25,000	4,166	26,748
	Caravan Park Ablution Blocks - Building (Capital)	BC038	2,292	0	2,292	0	0	2,292
	Shelter at Lake Ballard - Building (Capital)	BC046	0	0	0	25,000	4,166	(4,166)
0.00	Mercer Street Caravan Park Infrastructure	BC050	0	0	0	150,000	25,000	(25,000)
	Shelter and BBQ Niagara Dam	BC131	0	0	0	15,000	2,500	(2,500)
	Economic Services Total		106,417	0	106,417	515,000	85,832	20,585
0.12	Buildings Total		179,942	0	256,972	2,162,500	302,072	(45,100)

SHIRE OF MENZIES
NOTES TO THE STATEMENT OF FINANCIAL ACTIVITY
For the Period Ended 31 August 2020

Note 13: Capital Acquisitions

% of
Completion

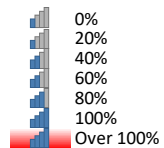
Assets	Job	YTD Actual			Budget			
		New/Upgrade	Renewal	Total YTD	Annual Budget	YTD Budget	YTD Variance	
		\$	\$	\$	\$	\$	\$	
Plant & Equipment (inc Furniture)								
Governance								
0.00	Administration Communications Equipment	C0141	0	0	0	10,000	1,666	(1,666)
0.00	Software and Systems	C0142	0	0	0	25,000	4,166	(4,166)
	Governance Total		0	0	0	35,000	5,832	(5,832)
Transport								
0.00	Minor Plant Purchases	C0127	0	0	0	15,000	2,500	(2,500)
0.00	Banners and Signage	C0128	0	0	0	15,000	2,500	(2,500)
0.00	Mechanics Vehicle	CP013	0	0	0	72,000	12,000	(12,000)
0.00	Test and Tag System	C1217	0	0	0	6,000	1,000	(1,000)
0.00	Auto Tyre Changer	C1218	0	0	0	6,000	1,000	(1,000)
0.00	Bore Trailer	C1219	0	0	0	10,000	1,666	(1,666)
	Transport Total		0	0	0	124,000	20,666	(20,666)
0.00	Plant & Equipment Total		0	0	0	159,000	26,498	(26,498)
Infrastructure Assets - Roads								
Transport								
0.00	Sundry Roads Capex	RC000	0	0	0	747,000	124,498	(124,498)
0.00	Kookynie Malcom Rd (Capital)	RC038	0	0	0	100,000	16,666	(16,666)
0.00	Menzies North West Rd (R2R)	R2R007	0	0	0	1,100,000	183,332	(183,332)
0.39	Tjuntjunjarra Access Rd (R2R)	R2R049	73,635	0	73,635	190,000	31,666	41,969
0.00	Menzies North West Rd (RRG)	RRG007	0	0	0	121,000	20,166	(20,166)
0.00	Evanston Menzies Rd (RRG)	RRG008	0	0	0	255,000	42,500	(42,500)
0.00	Yarri Rd (RRG)	RRG039	0	0	0	121,000	20,166	(20,166)
0.01	Tjuntjunjarra Access Rd (Capital)	RC049	2,509	0	2,509	240,000		2,509
0.00	Pinjin Rd (Capital)	RC001	0	0	0	345,000	57,500	(57,500)
0.00	Tjuntjunjarra Internal Roads Program	RC249	0	0	0	100,000	16,666	(16,666)
1.00	Shire House Crossovers	C1214	54,000	0	54,000	0	0	54,000
1.00	Grid Replacement Program	C0124	9,092	0	9,092	0	0	9,092
	Transport Total		139,236	0	139,236	3,319,000	513,160	(373,924)
0.04	Infrastructure Roads Total		139,236	0	139,236	3,319,000	513,160	(373,924)

SHIRE OF MENZIES
NOTES TO THE STATEMENT OF FINANCIAL ACTIVITY
For the Period Ended 31 August 2020

Note 13: Capital Acquisitions

% of
Completion

Assets	Job	YTD Actual			Budget			
		New/Upgrade	Renewal	Total YTD	Annual Budget	YTD Budget	YTD Variance	
		\$	\$	\$	\$	\$	\$	
Footpaths								
Transport								
0.00	Onslow St - Footpath Capital	FC047	0	0	0	50,000	8,332	(8,332)
0.00	Mercer St - Footpath Capital	FC053	0	0	0	50,000	8,332	(8,332)
0.00	Footpath Construction General (Budgeting Only)	FC000	0	0	0	100,000	16,666	(16,666)
	Transport Total		0	0	0	200,000	33,330	(33,330)
0.00	Footpaths Total		0	0	0	200,000	33,330	(33,330)
Infrastructure Assets - Parks and Ovals								
Recreation and Culture								
0.00	Drink Fountain in Park	PC036	0	0	0	10,000	1,666	(1,666)
0.00	Hand Wash at BBQ Area Water Park	PC112	0	0	0	10,000	1,666	(1,666)
0.00	Rodeo Grounds Infrastructure	C0113	0	0	0	40,000	6,666	(6,666)
	Transport Total		0	0	0	60,000	9,998	(9,998)
0.00	Infrastructure Parks and Ovals Total		0	0	0	60,000	9,998	(9,998)
Other Infrastructure								
Community Amenities								
0.00	Cometvale Cemetery Fence	C0103	0	0	0	50,000	8,332	(8,332)
0.00	Tjuntjunjarra Cemetery Shade	C0104	0	0	0	50,000	8,332	(8,332)
	Community Amenities Total		0	0	0	100,000	16,664	(16,664)
Transport								
0.00	Town Dam Upgrade	C0121	0	0	0	20,000	3,332	(3,332)
0.00	Bores to Support Road Works	C0123	0	0	0	50,000	8,332	(8,332)
0.00	Kookynie Airstrip Extension	C0126	0	0	0	20,000	3,332	(3,332)
	Transport Total		0	0	0	90,000	14,996	(14,996)
Economic Services								
0.00	Niagra Dam Capital Works	C0131	0	0	0	85,000	14,166	(14,166)
	Economic Services Total		0	0	0	85,000	14,166	(14,166)
0.00	Other Infrastructure Total		0	0	0	275,000	45,826	(45,826)
0.06	Capital Expenditure Total		319,178	0	396,208	6,175,500	930,884	(534,676)



Percentage YTD Actual to Annual Budget
Expenditure over budget highlighted in red.

SHIRE OF MENZIES
F.I.S
FINANCIAL INFORMATION
SCHEDULE AS
@ 31/08/2020



PURPOSE OF DOCUMENT - The Financial Information Schedule has been developed so that Councilors can have a more detailed breakdown of operating expenses and income. The document should be read in conjunction with the Monthly Financial Report as it is a useful tool in understanding variances to the budget.

FIS Financial Information Schedule For the Period Ending
31 August 2020

COA	Description	31/08/2020 Draft Budget	31/08/2020 YTD Budget	31/08/2020 YTD Actual	Variance (\$)	Variance (%)
General Purpose Funding						
Rates						
Operating Income						
3030120	RATES - Instalment Admin Fee Received	-\$5,500.00	-\$916.00	-\$180.00	\$736.00	-80.35%
3030122	RATES - Reimbursement of Debt Collection Costs	-\$1,000.00	-\$166.00	\$0.00	\$166.00	-100.00%
3030130	RATES - Rates Levied - Synergy	-\$3,562,400.00	-\$593,732.00	-\$3,496,373.66	-\$2,902,641.66	488.88%
3030145	RATES - Penalty Interest Received	-\$87,000.00	-\$14,500.00	-\$9,257.66	\$5,242.34	-36.15%
3030146	RATES - Instalment Interest Received	-\$5,500.00	-\$916.00	-\$24.24	\$891.76	-97.35%
Rates Operating Income Total		-\$3,661,400.00	-\$610,230.00	-\$3,505,835.56	-\$2,895,605.56	474.51%
Rates						
Operating Expenditure						
2030100	RATES - Employee Costs	\$53,904.00	\$8,982.00	\$8,875.58	-\$106.42	-1.18%
2030112	RATES - Valuation Expenses	\$3,000.00	\$500.00	\$186.36	-\$313.64	-62.73%
2030113	RATES - Title/Company Searches	\$1,000.00	\$166.00	\$0.00	-\$166.00	-100.00%
2030114	RATES - Debt Collection Expenses	\$15,000.00	\$2,500.00	\$0.00	-\$2,500.00	-100.00%
2030115	RATES - Printing and Stationery	\$1,000.00	\$164.00	\$0.00	-\$164.00	-100.00%
2030116	RATES - Postage and Freight	\$1,000.00	\$166.00	\$0.00	-\$166.00	-100.00%
2030118	RATES - Rates Write Off	\$200,000.00	\$33,332.00	\$1,389.19	-\$31,942.81	-95.83%
2030119	RATES - Seizure of Land	\$5,000.00	\$832.00	\$564.38	-\$267.62	-32.17%
2030130	RATES - Insurance Expenses	\$0.00	\$0.00	\$0.00	\$0.00	
2030140	RATES - Advertising & Promotion	\$1,000.00	\$166.00	\$0.00	-\$166.00	-100.00%
2030141	RATES - Subscriptions & Memberships	\$100.00	\$16.00	\$0.00	-\$16.00	-100.00%
2030152	RATES - Consultants	\$20,000.00	\$3,332.00	\$8,250.00	\$4,918.00	147.60%
2030187	RATES - Other Expenses Relating To Rates	\$600.00	\$98.00	\$0.00	-\$98.00	-100.00%
2030199	RATES - Administration Allocated	\$0.00	\$0.00	\$5,433.11	\$5,433.11	
Rates Operating Expenditure Total		\$307,204.00	\$51,184.00	\$24,698.62	-\$26,485.38	-51.75%
General Purpose						
Operating Income						
3030200	GEN PUR - Contributions & Donations	\$0.00	\$0.00	\$0.00	\$0.00	
3030210	GEN PUR - Financial Assistance Grant - General	-\$772,046.00	-\$128,674.00	-\$208,339.50	-\$79,665.50	61.91%
3030235	GEN PUR - Other Income	-\$100.00	-\$16.00	-\$72.73	-\$56.73	354.56%
3030245	GEN PUR - Interest Earned - Reserve Funds	-\$100,000.00	-\$16,666.00	\$0.00	\$16,666.00	-100.00%
3030246	GEN PUR - Interest Earned - Municipal Funds	-\$15,000.00	-\$2,500.00	-\$56.10	\$2,443.90	-97.76%
3030247	GEN PUR - Penalty Interest - Sundry Debtors	\$0.00	\$0.00	\$0.00	\$0.00	
Operating Income Total		-\$1,312,622.00	-\$218,768.00	-\$345,416.81	-\$126,648.81	57.89%
General Purpose						
Operating Expenditure						
2030211	GEN PUR - Bank Fees & Charges	\$5,000.00	\$832.00	\$363.70	-\$468.30	-56.29%
2030299	GEN PUR - Administration Allocated	\$0.00	\$0.00	\$3,622.06	\$3,622.06	
Operating Expenditure Total		\$5,010.00	\$832.00	\$3,985.76	\$3,153.76	379.06%
General Purpose Funding Total Income		-\$4,974,022.00	-\$828,998.00	-\$3,851,252.37	-\$3,022,254.37	364.57%
General Purpose Funding Total Expenditure		\$312,214.00	\$52,016.00	\$28,684.38	-\$23,331.62	-44.85%

FIS Financial Information Schedule For the Period Ending
31 August 2020

COA	Description	31/08/2020 Draft Budget	31/08/2020 YTD Budget	31/08/2020 YTD Actual	Variance (\$)	Variance (%)
Governance						
Members of Council						
Operating Expenditure						
2040109	MEMBERS - Members Travel and Accommodation	\$25,000.00	\$4,166.00	\$875.26	-\$3,290.74	-78.99%
2040111	MEMBERS - Mayors/Presidents Allowance	\$19,864.00	\$3,310.00	\$3,310.66	\$0.66	0.02%
2040112	MEMBERS - Deputy Mayors/Presidents Allowance	\$4,966.00	\$826.00	\$827.68	\$1.68	0.20%
2040113	MEMBERS - Members Sitting Fees	\$75,870.00	\$12,644.00	\$12,736.70	\$92.70	0.73%
2040114	MEMBERS - Communications Allowance	\$7,700.00	\$1,282.00	\$1,191.58	-\$90.42	-7.05%
2040116	MEMBERS - Election Expenses	\$0.00	\$0.00	\$0.00	\$0.00	
2040120	MEMBERS - Communication Expenses	\$5,000.00	\$832.00	\$0.00	-\$832.00	-100.00%
2040129	MEMBERS - Donations to Community Groups	\$5,000.00	\$832.00	\$0.00	-\$832.00	-100.00%
2040141	MEMBERS - Subscriptions & Publications	\$800.00	\$132.00	\$0.00	-\$132.00	-100.00%
2040186	MEMBERS - Expensed Minor Asset Purchases	\$5,000.00	\$832.00	\$0.00	-\$832.00	-100.00%
2040187	MEMBERS - Other Expenses	\$100.00	\$16.00	\$0.00	-\$16.00	-100.00%
2040188	MEMBERS - Chambers Operating Expenses	\$800.00	\$132.00	\$0.00	-\$132.00	-100.00%
2040199	MEMBERS - Administration Allocated	\$0.00	\$0.00	\$36,220.70	\$36,220.70	
Operating Expenditure Total		\$201,835.00	\$33,622.00	\$55,162.58	\$21,540.58	64.07%
Other Governance						
Operating Income						
3040201	OTH GOV - Reimbursements	-\$100.00	-\$16.00	-\$22,727.27	-\$22,711.27	141945.44%
Operating Income Total		-\$100.00	-\$16.00	-\$22,727.27	-\$22,711.27	141945.44%
Other Governance						
Operating Expenses						
2040200	OTH GOV - Employee Costs	\$261,298.00	\$43,548.00	\$99,387.83	\$55,839.83	128.23%
2040205	OTH GOV - Recruitment	\$10,000.00	\$1,666.00	\$1,190.34	-\$475.66	-28.55%
2040209	OTH GOV - Travel and Accommodation	\$2,000.00	\$332.00	\$0.00	-\$332.00	-100.00%
2040210	OTH GOV - Motor Vehicle Expenses	\$0.00	\$0.00	\$230.52	\$230.52	
2040211	OTH GOV - Civic Functions, Refreshments & Receptions	\$4,000.00	\$666.00	\$702.23	\$36.23	5.44%
2040215	OTH GOV - Printing and Stationery	\$250.00	\$40.00	\$0.00	-\$40.00	-100.00%
2040216	OTH GOV - Postage and Freight	\$500.00	\$82.00	\$144.30	\$62.30	75.98%
2040221	OTH GOV - Information Systems	\$4,080.00	\$680.00	\$340.00	-\$340.00	-50.00%
2040240	OTH GOV - Advertising & Promotion	\$500.00	\$82.00	\$0.00	-\$82.00	-100.00%
2040241	OTH GOV - Subscriptions & Memberships	\$11,000.00	\$1,832.00	\$22,549.31	\$20,717.31	1130.86%
2040250	OTH GOV - Consultancy - Statutory	\$500.00	\$82.00	\$0.00	-\$82.00	-100.00%
2040252	OTH GOV - Other Consultancy	\$5,000.00	\$832.00	\$9,582.74	\$8,750.74	1051.77%
2040284	OTH GOV - Audit Fees	\$0.00	\$0.00	\$0.00	\$0.00	
2040285	OTH GOV - Legal Expenses	\$20,000.00	\$3,332.00	\$358.00	-\$2,974.00	-89.26%
2040286	OTH GOV - Expensed Minor Asset Purchases	\$5,000.00	\$832.00	\$0.00	-\$832.00	-100.00%
2040287	OTH GOV - Other Expenses	\$500.00	\$82.00	\$0.00	-\$82.00	-100.00%
2040299	OTH GOV - Administration Allocated	\$0.00	\$0.00	\$3,622.06	\$3,622.06	
Operating Expenses Total		\$358,335.00	\$59,698.00	\$138,107.33	\$78,409.33	131.34%
Governance Total Income		-\$100.00	-\$16.00	-\$22,727.27	-\$22,711.27	
Governance Total Expenditure		\$560,170.00	\$93,320.00	\$193,269.91	\$99,949.91	\$1,420.10

FIS Financial Information Schedule For the Period Ending
31 August 2020

COA	Description	31/08/2020 Draft Budget	31/08/2020 YTD Budget	31/08/2020 YTD Actual	Variance (\$)	Variance (%)
Law, Order & Public Safety						
Fire Prevention						
Operating Income						
3050110	FIRE - Grants	\$0.00	\$0.00	\$0.00	\$0.00	
Operating Income Total		\$0.00	\$0.00	\$0.00	\$0.00	
Fire Prevention						
Operating Expenditure						
2050100	FIRE - Employee Costs	\$0.00	\$0.00	\$0.00	\$0.00	
2050110	FIRE - Motor Vehicle Expenses	\$0.00	\$0.00	\$0.00	\$0.00	
2050113	FIRE - Fire Prevention and Planning	\$500.00	\$82.00	\$0.00	-\$82.00	-100.00%
2050130	FIRE - Insurance Expenses	\$0.00	\$0.00	\$0.00	\$0.00	
2050187	FIRE - Other Expenditure	\$0.00	\$0.00	\$0.00	\$0.00	
2050188	FIRE - Building Operations	\$0.00	\$0.00	\$0.00	\$0.00	
2050192	FIRE - Depreciation	\$3,550.00	\$590.00	\$0.00	-\$590.00	-100.00%
2050199	FIRE - Administration Allocated	\$0.00	\$0.00	\$905.53	\$905.53	
Operating Expenditure Total		\$4,050.00	\$672.00	\$905.53	\$233.53	34.75%
Animal Control						
Operating Income						
3050221	ANIMAL - Animal Registration Fees	-\$750.00	-\$124.00	\$0.00	\$124.00	-100.00%
Operating Income Total		-\$750.00	-\$124.00	\$0.00	\$124.00	-100.00%
Animal Control						
Operating Expenditure						
2050252	ANIMAL - Consultants	\$300.00	\$50.00	\$1,455.00	\$1,405.00	2810.00%
2050265	ANIMAL - Animal Care Day Menzies	\$5,000.00	\$832.00	\$1,340.91	\$508.91	61.17%
2050292	ANIMAL - Depreciation	\$1,255.00	\$208.00	\$0.00	-\$208.00	-100.00%
2050299	ANIMAL - Administration Allocated	\$0.00	\$0.00	\$3,622.06	\$3,622.06	
Operating Expenditure Total		\$24,315.00	\$4,048.00	\$6,417.97	\$2,369.97	58.55%
Other Law, Order & Public Safety						
Operating Expenditure						
2050313	OLOPS - Community Emergency Services	\$3,500.00	\$584.00	\$0.00	-\$584.00	-100.00%
2050399	OLOPS - Administration Allocated	\$0.00	\$0.00	\$905.53	\$905.53	
Operating Expenditure Total		\$4,000.00	\$666.00	\$905.53	\$239.53	35.97%
Emergency Services Levy - Bush Fire Brigade						
Operating Income						
3050545	ESL BFB - Non-Payment Penalty Interest	-\$4,140.00	-\$690.00	-\$502.37	\$187.63	-27.19%
Operating Income Total		-\$10,662.00	-\$1,776.00	-\$502.37	\$1,273.63	
Law, Order & Public Safety Total Income		-\$11,412.00	-\$1,900.00	-\$502.37	\$1,397.63	-73.56%
Law, Order & Public Safety Total Expenditure		\$32,365.00	\$5,386.00	\$8,229.03	\$2,843.03	52.79%

FIS Financial Information Schedule For the Period Ending
31 August 2020

COA	Description	31/08/2020 Draft Budget	31/08/2020 YTD Budget	31/08/2020 YTD Actual	Variance (\$)	Variance (%)
Health						
Other Health						
Operating Income						
3070420	HEALTH - Health Regulatory Fees & Charges	-\$300.00	-\$50.00	\$0.00	\$50.00	-100.00%
Operating Income Total		-\$300.00	-\$50.00	\$0.00	\$50.00	-100.00%
Other Health						
Operating Expenditure						
2070411	HEALTH - Contract EHO	\$18,000.00	\$3,000.00	\$0.00	-\$3,000.00	-100.00%
2070412	HEALTH - Analytical Expenses	\$360.00	\$60.00	\$180.00	\$120.00	200.00%
2070485	HEALTH - Legal Expenses	\$10,000.00	\$1,666.00	\$0.00	-\$1,666.00	-100.00%
2070498	HEALTH - Staff Housing Costs Allocated	\$0.00	\$0.00	\$0.00	\$0.00	
2070499	HEALTH - Administration Allocated	\$0.00	\$0.00	\$905.53	\$905.53	
Operating Expenditure Total		\$28,360.00	\$4,726.00	\$1,085.53	-\$3,640.47	-77.03%
Other Health						
Operating Income						
3070720	OTH HEALTH - Fees & Charges	\$0.00	\$0.00	\$0.00	\$0.00	
		\$0.00	\$0.00	\$0.00	\$0.00	
Other Health						
Operating Expenditure						
2070750	OTH HEALTH - Nurse Expenses	\$11,000.00	\$1,832.00	\$797.20	-\$1,034.80	-56.48%
Operating Expenditure Total		\$11,000.00	\$1,832.00	\$797.20	-\$1,034.80	-56.48%
Health Total Income		-\$300.00	-\$50.00	\$0.00	\$50.00	-100.00%
Health Total Expenditure		\$39,360.00	\$6,558.00	\$1,882.73	-\$4,675.27	-71.29%

FIS Financial Information Schedule For the Period Ending
31 August 2020

COA	Description	31/08/2020 Draft Budget	31/08/2020 YTD Budget	31/08/2020 YTD Actual	Variance (\$)	Variance (%)
Housing						
Staff Housing						
Operating Income						
3090101	STF HOUSE - Staff Rental Reimbursements	-\$13,000.00	-\$2,166.00	-\$1,885.00	\$281.00	-12.97%
Operating Income Total		-\$13,500.00	-\$2,248.00	-\$1,885.00	\$363.00	-16.15%
Staff Housing						
Operating Expenditure						
2090165	STF HOUSE - Maintenance/Operations	\$0.00	\$0.00	\$0.00	\$0.00	
2090186	STF HOUSE - Expensed Minor Asset Purchases	\$10,000.00	\$1,666.00	\$0.00	-\$1,666.00	-100.00%
2090188	STF HOUSE - Staff Housing Building Operations	\$32,205.00	\$5,362.00	\$3,468.35	-\$1,893.65	-35.32%
2090189	STF HOUSE - Staff Housing Building Maintenance	\$55,000.00	\$9,164.00	\$612.49	-\$8,551.51	-93.32%
2090192	STF HOUSE - Depreciation	\$79,711.00	\$13,284.00	\$0.00	-\$13,284.00	-100.00%
2090198	STF HOUSE - Staff Housing Costs Recovered	\$0.00	\$0.00	-\$4,361.12	-\$4,361.12	
Operating Expenditure Total		\$176,916.00	\$29,476.00	-\$120.28	-\$29,596.28	-100.41%
Other Housing						
Operating Income						
3090201	OTH HOUSE - Rental Reimbursements	-\$52,000.00	-\$8,666.00	-\$7,953.96	\$712.04	-8.22%
3090235	OTH HOUSE - Other Income	-\$200.00	-\$32.00	\$0.00	\$32.00	-100.00%
Operating Income Total		-\$52,200.00	-\$8,698.00	-\$7,953.96	\$744.04	-8.55%
Other Housing						
Operating Expenditure						
2090286	OTH HOUSE - Expensed Minor Asset Purchases	\$10,000.00	\$1,666.00	\$0.00	-\$1,666.00	-100.00%
2090288	OTH HOUSE - Building Operations	\$21,254.00	\$3,538.00	\$2,346.17	-\$1,191.83	-33.69%
2090289	OTH HOUSE - Building Maintenance	\$45,000.00	\$7,496.00	\$5,961.86	-\$1,534.14	-20.47%
2090292	OTH HOUSE - Depreciation	\$39,900.00	\$6,650.00	\$0.00	-\$6,650.00	-100.00%
2090299	OTH HOUSE - Administration Allocated	\$0.00	\$0.00	\$7,244.14	\$7,244.14	
Operating Expenditure Total		\$116,154.00	\$19,350.00	\$15,552.17	-\$3,797.83	-19.63%
Housing Total Income		-\$65,700.00	-\$10,946.00	-\$9,838.96	\$1,107.04	-10.11%
Housing Total Expenditure		\$293,070.00	\$48,826.00	\$15,431.89	-\$33,394.11	-68.39%

FIS Financial Information Schedule For the Period Ending
31 August 2020

COA	Description	31/08/2020 Draft Budget	31/08/2020 YTD Budget	31/08/2020 YTD Actual	Variance (\$)	Variance (%)
Community Amenities						
Sanitation General						
Operating Income						
3100120	SAN - Domestic Refuse Collection Charges	-\$9,850.00	-\$1,640.00	-\$12,599.00	-\$10,959.00	668.23%
Operating Income Total		-\$9,850.00	-\$1,640.00	-\$12,599.00	-\$10,959.00	668.23%
Sanitation General						
Operating Expenditure						
2100111	SAN - Waste Collection	\$12,500.00	\$2,082.00	\$12,738.64	\$10,656.64	511.85%
2100117	SAN - General Tip Maintenance	\$15,205.00	\$2,534.00	\$4,898.91	\$2,364.91	93.33%
2100192	SAN - Depreciation	\$8,650.00	\$1,440.00	\$0.00	-\$1,440.00	-100.00%
2100199	SAN - Administration Allocated	\$0.00	\$0.00	\$3,622.06	\$3,622.06	
Operating Expenditure Total		\$40,515.00	\$6,748.00	\$21,259.61	\$14,511.61	215.05%
Sanitation Other						
Operating Expenditure						
2100211	SAN OTH - Waste Collection	\$5,500.00	\$916.00	\$3,534.35	\$2,618.35	285.85%
2100214	SAN OTH - Purchase of Street Bins	\$500.00	\$82.00	\$0.00	-\$82.00	-100.00%
Operating Expenditure Total		\$6,000.00	\$998.00	\$3,534.35	\$2,536.35	254.14%
Sewage						
Operating Income						
3100335	SEW - Other Income	-\$300.00	-\$50.00	\$0.00	\$50.00	-100.00%
Operating Income Total		-\$400.00	-\$66.00	\$0.00	\$66.00	-100.00%
Sewage						
Operating Expenditure						
2100365	SEW - Maintenance/Operations	\$1,000.00	\$162.00	\$0.00	-\$162.00	-100.00%
2100399	SEW - Administration Allocated	\$0.00	\$0.00	\$3,622.06	\$3,622.06	
Operating Expenditure Total		\$1,000.00	\$162.00	\$3,622.06	\$3,460.06	2135.84%
Town Planning and Regional Development						
Operating Income						
3100620	PLAN - Planning Application Fees	-\$500.00	-\$82.00	\$0.00	\$82.00	-100.00%
Operating Income Total		-\$500.00	-\$82.00	\$0.00	\$82.00	-100.00%
Town Planning and Regional Development						
Operating Expenditure						
2100652	PLAN - Consultants	\$40,000.00	\$6,666.00	\$0.00	-\$6,666.00	-100.00%
2100699	PLAN - Administration Allocated	\$0.00	\$0.00	\$905.53	\$905.53	
Operating Expenditure Total		\$47,000.00	\$7,830.00	\$905.53	-\$6,924.47	
Other Community Amenities						
Operating Expenditure						
2100711	COM AMEN - Cemetery Maintenance/Operations	\$1,650.00	\$274.00	\$0.00	-\$274.00	-100.00%
2100788	COM AMEN - Public Conveniences Operations	\$13,500.00	\$2,248.00	\$15,240.04	\$12,992.04	577.94%
2100789	COM AMEN - Public Conveniences Maintenance	\$4,741.00	\$788.00	\$1,216.13	\$428.13	54.33%
2100799	COM AMEN - Administration Allocated	\$0.00	\$0.00	\$905.53	\$905.53	
Operating Expenditure Total		\$31,986.00	\$5,324.00	\$17,361.70	\$12,037.70	226.10%
Community Amenities Total Income		-\$9,850.00	-\$1,640.00	-\$12,599.00	-\$10,959.00	668.23%
Community Amenities Total Expenditure		\$126,501.00	\$21,062.00	\$46,683.25	\$25,621.25	121.65%

FIS Financial Information Schedule For the Period Ending
31 August 2020

COA	Description	31/08/2020 Draft Budget	31/08/2020 YTD Budget	31/08/2020 YTD Actual	Variance (\$)	Variance (%)
Recreation & Culture						
Public Halls & Civic Centres						
Operating Income						
3110120	HALLS - Town Hall Hire	-\$200.00	-\$32.00	\$0.00	\$32.00	-100.00%
3110135	HALLS - Other Income	-\$100.00	-\$16.00	\$0.00	\$16.00	-100.00%
Operating Income Total		-\$300.00	-\$48.00	\$0.00	\$48.00	-100.00%
Public Halls & Civic Centres						
Operating Expenditure						
2110188	HALLS - Town Halls and Public Bldg Operations	\$2,000.00	\$330.00	\$779.87	\$449.87	136.32%
2110199	HALLS - Administration Allocated	\$0.00	\$0.00	\$9,055.18	\$9,055.18	
Operating Expenditure Total		\$13,580.00	\$2,258.00	\$9,851.91	\$7,593.91	336.31%
Other Recreation & Sport						
Operating Income						
3110335	REC - Other Income	-\$100.00	-\$16.00	\$0.00	\$16.00	-100.00%
Operating Income Total		-\$150,200.00	-\$25,032.00	\$0.00	\$25,032.00	-100.00%
Other Recreation & Sport						
Operating Expenditure						
2110316	REC - Postage and Freight	\$1,000.00	\$166.00	\$0.00	-\$166.00	-100.00%
2110353	REC - Sports Courts Maintenance/Operations	\$6,300.00	\$1,046.00	\$817.47	-\$228.53	-21.85%
2110355	REC - Water Park Maintenance/Operations	\$20,000.00	\$3,330.00	\$585.55	-\$2,744.45	-82.42%
2110365	REC - Parks & Gardens Maintenance/Operations	\$58,000.00	\$9,664.00	\$24,743.06	\$15,079.06	156.03%
2110366	REC - Town Sports Oval Maintenance/Operations	\$14,935.00	\$2,484.00	\$113.40	-\$2,370.60	-95.43%
2110367	REC - Rodeo Grounds Maintenance/Operations	\$2,000.00	\$332.00	\$0.00	-\$332.00	-100.00%
2110368	REC - Playground Equipment Mtce	\$1,000.00	\$166.00	\$1,281.27	\$1,115.27	671.85%
2110386	REC - Expensed Minor Asset Purchases	\$500.00	\$82.00	\$0.00	-\$82.00	-100.00%
2110388	REC - Youth Centre Building Operations	\$8,006.00	\$1,330.00	\$9,513.44	\$8,183.44	615.30%
2110389	REC - Youth Centre Building Maintenance	\$1,700.00	\$282.00	\$142.70	-\$139.30	-49.40%
2110392	REC - Depreciation	\$39,265.00	\$6,542.00	\$0.00	-\$6,542.00	-100.00%
2110399	REC - Administration Allocated	\$0.00	\$0.00	\$14,488.27	\$14,488.27	
Operating Expenditure Total		\$181,642.00	\$30,240.00	\$51,685.16	\$21,445.16	70.92%
Television & Rebroadcasting						
Operating Expenditure						
2110465	TV RADIO - Re-Broadcasting Maintenance/Operations	\$11,000.00	\$1,832.00	\$6,536.82	\$4,704.82	256.81%
2110492	TV RADIO - Depreciation	\$65,900.00	\$10,982.00	\$0.00	-\$10,982.00	-100.00%
2110499	TV RADIO - Administration Allocated	\$0.00	\$0.00	\$3,622.06	\$3,622.06	
Operating Expenditure Total		\$76,900.00	\$12,814.00	\$10,158.88	-\$2,655.12	-20.72%
Libraries						
Operating Expenditure						
2110513	LIBRARY - Lost Books	\$250.00	\$40.00	\$0.00	-\$40.00	-100.00%
2110592	LIBRARY - Depreciation	\$0.00	\$0.00	\$0.00	\$0.00	
2110599	LIBRARY - Administration Allocated	\$0.00	\$0.00	\$905.53	\$905.53	
Operating Expenditure Total		\$6,710.00	\$1,108.00	\$905.53	-\$202.47	-18.27%
Heritage						
Operating Expenditure						
2110688	HERITAGE - Building Operations	\$2,500.00	\$414.00	\$95.43	-\$318.57	-76.95%
2110689	HERITAGE - Building Maintenance	\$23,000.00	\$3,832.00	\$411.38	-\$3,420.62	-89.26%
Operating Expenditure Total		\$25,500.00	\$4,246.00	\$506.81	-\$3,739.19	-88.06%

FIS Financial Information Schedule For the Period Ending
31 August 2020

COA	Description	31/08/2020 Draft Budget	31/08/2020 YTD Budget	31/08/2020 YTD Actual	Variance (\$)	Variance (%)
Other Culture						
Operating Expenditure						
2110711	OTH CUL - Australia Day	\$900.00	\$150.00	\$0.00	-\$150.00	-100.00%
2110714	OTH CUL - Christmas Events	\$4,500.00	\$750.00	\$0.00	-\$750.00	-100.00%
2110716	OTH CUL - Postage and Freight	\$50.00	\$8.00	\$0.00	-\$8.00	-100.00%
2110719	OTH CUL - Menzies School Programs	\$2,500.00	\$416.00	\$0.00	-\$416.00	-100.00%
2110723	OTH CUL - Outback Graves	\$25,000.00	\$4,166.00	\$0.00	-\$4,166.00	-100.00%
2110725	OTH CUL - Festival & Events	\$0.00	\$0.00	\$0.00	\$0.00	
2110760	OTH CUL - Tjuntjunjara Community Programs & Events	\$51,500.00	\$8,582.00	\$16,933.73	\$8,351.73	97.32%
2110787	OTH CUL - Other Expenses	\$100.00	\$16.00	\$0.00	-\$16.00	-100.00%
2110792	OTH CUL - Depreciation	\$0.00	\$0.00	\$0.00	\$0.00	
2110799	OTH CUL - Administration Allocated	\$0.00	\$0.00	\$3,622.06	\$3,622.06	
Operating Expenditure Total		\$85,050.00	\$14,170.00	\$20,555.79	\$6,385.79	45.07%
Recreation & Culture Total Income		-\$150,800.00	-\$25,128.00	\$0.00	\$25,128.00	-100.00%
Recreation & Culture Total Expenditure		\$389,382.00	\$64,836.00	\$93,664.08	\$28,828.08	44.46%

FIS Financial Information Schedule For the Period Ending
31 August 2020

COA	Description	31/08/2020 Draft Budget	31/08/2020 YTD Budget	31/08/2020 YTD Actual	Variance (\$)	Variance (%)
Transport						
Streets, Roads, Bridges						
Operating Income						
3120200	ROADM - Street Lighting Subsidy	-\$1,713.00	-\$284.00	\$0.00	\$284.00	-100.00%
3120201	ROADM - Road Contribution Income	\$0.00	\$0.00	\$0.00	\$0.00	
3120210	ROADM - Direct Road Grant (MRWA)	-\$194,321.00	-\$32,386.00	-\$178,900.00	-\$146,514.00	452.40%
3120235	ROADM - Other Income	-\$2,000.00	-\$332.00	-\$2,212.33	-\$1,880.33	566.36%
3120290	ROADM - Profit on Sale of Assets	\$0.00	\$0.00	\$0.00	\$0.00	
3120390	PLANT - Profit on Disposal of Assets	\$0.00	\$0.00	\$0.00	\$0.00	
Operating Income Total		-\$198,034.00	-\$33,002.00	-\$181,112.33	-\$148,110.33	448.79%
Streets, Roads, Bridges						
Operating Expenditure						
2120211	ROADM - Road Maintenance - Built Up Areas	\$27,000.00	\$4,498.00	-\$27,000.00	-\$31,498.00	-700.27%
2120212	ROADM - Road Maintenance - Sealed Outside BUA	\$500.00	\$82.00	\$0.00	-\$82.00	-100.00%
2120213	ROADM - Road Maintenance - Gravel Outside BUA	\$195,000.00	\$32,498.00	\$1,602.07	-\$30,895.93	-95.07%
2120214	ROADM - Road Maintenance - Formed Outside BUA	\$362,000.00	\$60,332.00	\$90,802.34	\$30,470.34	50.50%
2120217	ROADM - Ancillary Maintenance - Built Up Areas	\$61,000.00	\$10,166.00	\$19,291.30	\$9,125.30	89.76%
2120234	ROADM - Street Lighting	\$8,200.00	\$1,366.00	\$788.26	-\$577.74	-42.29%
2120252	ROADM - Consultants	\$10,000.00	\$1,666.00	\$0.00	-\$1,666.00	-100.00%
2120286	ROADM - Workshop/Depot Expensed Equipment	\$50,000.00	\$8,332.00	\$0.00	-\$8,332.00	-100.00%
2120287	ROADM - Other Expenses	\$11,000.00	\$1,830.00	\$656.34	-\$1,173.66	-64.13%
2120288	ROADM - Depot Building Operations	\$5,700.00	\$948.00	\$910.53	-\$37.47	-3.95%
2120289	ROADM - Depot Building Maintenance	\$500.00	\$82.00	\$283.25	\$201.25	245.43%
2120292	ROADM - Depreciation	\$1,180,050.00	\$196,672.00	\$0.00	-\$196,672.00	-100.00%
2120299	ROADM - Administration Allocated	\$0.00	\$0.00	\$7,244.14	\$7,244.14	
Operating Expenditure Total		\$2,038,950.00	\$339,800.00	\$94,578.23	-\$245,221.77	-72.17%
Road Plant Purchases						
Operating Expenditure						
2120391	PLANT - Loss on Disposal of Assets	\$0.00	\$0.00	\$0.00	\$0.00	
2120399	PLANT - Administration Allocated	\$0.00	\$0.00	\$0.00	\$0.00	
Operating Expenditure Total		\$0.00	\$0.00	\$0.00	\$0.00	\$0.00
Aerodromes						
Operating Expenditure						
2120665	AERO - Airstrip & Grounds Maintenance/Operations	\$800.00	\$132.00	\$0.00	-\$132.00	-100.00%
Operating Expenditure Total		\$800.00	\$132.00	\$0.00	-\$132.00	-100.00%
Water Transport Facilities						
Operating Expenditure						
2120765	WATER - Town Dam Maintenance/Operations	\$4,019.00	\$664.00	\$0.00	-\$664.00	-100.00%
Operating Expenditure Total		\$4,019.00	\$664.00	\$0.00	-\$664.00	-100.00%
Transport Total Income		-\$198,034.00	-\$33,002.00	-\$181,112.33	-\$148,110.33	448.79%
Transport Total Expenditure		\$2,043,769.00	\$340,596.00	\$94,578.23	-\$246,017.77	-72.23%

FIS Financial Information Schedule For the Period Ending
31 August 2020

COA	Description	31/08/2020 Draft Budget	31/08/2020 YTD Budget	31/08/2020 YTD Actual	Variance (\$)	Variance (%)
Economic Services						
Rural Services						
Operating Expenditure						
2130111	RURAL - Noxious Weed Control	\$49,150.00	\$8,190.00	\$78.18	-\$8,111.82	-99.05%
2130160	RURAL - Dog Health Program Tjuntjunjara	\$20,000.00	\$3,332.00	\$0.00	-\$3,332.00	-100.00%
Operating Expenditure Total		\$69,150.00	\$11,522.00	\$78.18	-\$11,443.82	-99.32%
Tourism & Area Promotion						
Operating Income						
3130202	TOUR - Commission	-\$350.00	-\$58.00	\$0.00	\$58.00	-100.00%
3130221	TOUR - Caravan Park Fees	-\$40,000.00	-\$6,666.00	-\$13,911.86	-\$7,245.86	108.70%
3130222	TOUR - Caravan Park Laundry Fees	-\$1,400.00	-\$232.00	-\$610.90	-\$378.90	163.32%
3130225	TOUR - Visitors Centre Lady Shenton Income	-\$30,000.00	-\$5,000.00	-\$4,356.00	\$644.00	-12.88%
3130235	TOUR - Other Income Relating to Tourism & Area Promot	-\$1,000.00	-\$166.00	-\$122.74	\$43.26	-26.06%
Operating Income Total		-\$72,750.00	-\$12,122.00	-\$19,001.50	-\$6,879.50	56.75%
Operating Expenditure						
2130211	TOUR - Visitor Centre Operations	\$20,800.00	\$3,464.00	\$8,103.09	\$4,639.09	133.92%
2130235	TOUR - Signage	\$10,000.00	\$1,664.00	\$0.00	-\$1,664.00	-100.00%
2130236	TOUR - Tour Guide	\$100.00	\$16.00	\$0.00	-\$16.00	-100.00%
2130240	TOUR - Public Relations & Area Promotion	\$2,500.00	\$416.00	\$0.00	-\$416.00	-100.00%
2130241	TOUR - Subscriptions & Memberships	\$2,000.00	\$332.00	\$310.00	-\$22.00	-6.63%
2130242	TOUR - Events Other	\$183,800.00	\$30,630.00	\$0.00	-\$30,630.00	-100.00%
2130243	TOUR - Cyclassic Event	\$26,200.00	\$4,362.00	\$0.00	-\$4,362.00	-100.00%
2130244	TOUR - Rodeo Event	\$0.00	\$0.00	\$0.00	\$0.00	
2130258	TOUR - Kookynie Townsite and Info Bay Maintenance/Ope	\$5,600.00	\$932.00	\$571.84	-\$360.16	-38.64%
2130259	TOUR - Goongarrie Cottages Maintenance/Operations	\$35,350.00	\$5,888.00	\$1,229.89	-\$4,658.11	-79.11%
2130260	TOUR - Niagra Dam Maintenance/Operations	\$6,357.00	\$1,056.00	\$4,541.28	\$3,485.28	330.05%
2130261	TOUR - Goldern Quest Trail Maintenance/Operations	\$15,000.00	\$2,500.00	\$0.00	-\$2,500.00	-100.00%
2130265	TOUR - Lake Ballard Maintenance/Operations	\$6,302.00	\$1,048.00	\$1,444.31	\$396.31	37.82%
2130266	TOUR - Caravan Park General Maintenance/Operations	\$79,739.00	\$13,282.00	\$31,491.16	\$18,209.16	137.10%
2130286	TOUR - Expensed Minor Asset Purchases	\$10,000.00	\$1,666.00	\$0.00	-\$1,666.00	-100.00%
2130287	TOUR - Other Expenses	\$0.00	\$0.00	\$100.00	\$100.00	
2130288	TOUR - Building Operations	\$14,133.00	\$2,352.00	\$6,934.85	\$4,582.85	194.85%
2130289	TOUR - Building Maintenance	\$15,200.00	\$2,530.00	\$2,775.29	\$245.29	9.70%
2130292	TOUR - Depreciation	\$145,820.00	\$24,302.00	\$0.00	-\$24,302.00	-100.00%
2130299	TOUR - Administration Allocated	\$0.00	\$0.00	\$17,204.83	\$17,204.83	
Operating Expenditure Total		\$668,480.00	\$111,362.00	\$74,706.54	-\$36,655.46	-32.92%
Building Control						
Operating Income						
3130302	BUILD - Commission - BSL & CTF	\$0.00	\$0.00	\$0.00	\$0.00	
3130320	BUILD - Fees & Charges (including Licences)	-\$1,500.00	-\$250.00	-\$500.16	-\$250.16	100.06%
Operating Income Total		-\$1,500.00	-\$250.00	-\$500.16	-\$250.16	100.06%
Operating Expenditure						
2130300	BUILD - Employee Costs	\$0.00	\$0.00	\$0.00	\$0.00	
2130352	BUILD - Consultants	\$18,000.00	\$3,000.00	\$0.00	-\$3,000.00	-100.00%
2130385	BUILD - Legal Expenses	\$15,000.00	\$2,500.00	\$0.00	-\$2,500.00	-100.00%
2130399	BUILD - Administration Allocated	\$0.00	\$0.00	\$3,622.06	\$3,622.06	
Operating Expenditure Total		\$33,000.00	\$5,500.00	\$3,622.06	-\$1,877.94	-34.14%

FIS Financial Information Schedule For the Period Ending
31 August 2020

COA	Description	31/08/2020 Draft Budget	31/08/2020 YTD Budget	31/08/2020 YTD Actual	Variance (\$)	Variance (%)
Economic Development						
Operating Expenditure						
2130652	ECON DEV - Consultants	\$0.00	\$0.00	\$0.00	\$0.00	
Operating Expenditure Total		\$0.00	\$0.00	\$0.00	\$0.00	
Other Economic Services						
Operating Income						
3130810	OTH ECON - Grants	-\$35,709.00	-\$5,950.00	\$0.00	\$5,950.00	-100.00%
3130821	OTH ECON - Standpipe Income	-\$2,000.00	-\$332.00	-\$533.86	-\$201.86	60.80%
3130825	OTH ECON - Community Resource Centre Income	-\$80,500.00	-\$13,414.00	-\$54.55	\$13,359.45	-99.59%
3130826	OTH ECON - Post Office Income	-\$9,000.00	-\$1,500.00	-\$2,146.94	-\$646.94	43.13%
3130835	OTH ECON - Other Income	-\$5,900.00	-\$982.00	\$0.00	\$982.00	-100.00%
Operating Income Total		-\$133,109.00	-\$22,178.00	-\$5,235.35	\$16,942.65	-76.39%
Other Economic Services						
Operating Expenditure						
2130855	OTH ECON - Community Bus	\$0.00	\$0.00	\$0.00	\$0.00	
2130860	OTH ECON - Community Resource Centre Operations	\$87,500.00	\$14,578.00	\$11,443.74	-\$3,134.26	-21.50%
2130863	OTH ECON - Post Office Operations	\$7,500.00	\$1,246.00	\$2,019.52	\$773.52	62.08%
2130865	OTH ECON - Standpipe Maintenance/Operations	\$51.00	\$8.00	\$0.00	-\$8.00	-100.00%
2130886	OTH ECON - Expensed Minor Asset Purchases	\$4,000.00	\$666.00	\$0.00	-\$666.00	-100.00%
2130889	OTH ECON - Building Maintenance	\$7,300.00	\$1,216.00	-\$0.33	-\$1,216.33	-100.03%
2130899	OTH ECON - Administration Allocated	\$0.00	\$0.00	\$905.53	\$905.53	
Operating Expenditure Total		\$121,357.00	\$20,212.00	\$14,368.46	-\$5,843.54	-28.91%
Economic Services Total Income		-\$207,359.00	-\$34,550.00	-\$24,737.01	\$9,812.99	-28.40%
Economic Services Total Expenditure		\$891,987.00	\$148,596.00	\$92,775.24	-\$55,820.76	-37.57%

FIS Financial Information Schedule For the Period Ending
31 August 2020

COA	Description	31/08/2020 Draft Budget	31/08/2020 YTD Budget	31/08/2020 YTD Actual	Variance (\$)	Variance (%)
Other Property & Services						
Private Works						
Operating Expenditure						
2140187	PRIVATE - Private Works Expenses	\$600.00	\$98.00	\$0.00	-\$98.00	-100.00%
Operating Expenditure Total		\$600.00	\$98.00	\$0.00	-\$98.00	
Private Works						
Operating Income						
3140120	PRIVATE - Private Works Income	-\$2,000.00	-\$332.00	\$0.00	\$332.00	
Operating Income Total		-\$2,000.00	-\$332.00	\$0.00	\$332.00	
Administration costs						
Operating Income						
3140201	ADMIN - Reimbursements	\$0.00	\$0.00	-\$5,822.72	-\$5,822.72	
Operating Income Total		\$0.00	\$0.00	-\$5,822.72	-\$5,822.72	
Administration costs						
Operating Expenditure						
2140200	ADMIN - Employee Costs	\$520,150.00	\$86,690.00	\$95,386.76	\$8,696.76	10.03%
2140203	ADMIN - Uniforms	\$4,000.00	\$666.00	\$147.00	-\$519.00	-77.93%
2140204	ADMIN - Training & Development	\$15,000.00	\$2,500.00	\$229.64	-\$2,270.36	-90.81%
2140205	ADMIN - Recruitment	\$10,000.00	\$1,666.00	\$285.00	-\$1,381.00	-82.89%
2140208	ADMIN - Other Employee Expenses	\$1,000.00	\$166.00	\$0.00	-\$166.00	-100.00%
2140209	ADMIN - Travel & Accommodation	\$10,000.00	\$1,666.00	\$1,961.10	\$295.10	17.71%
2140210	ADMIN - Motor Vehicle Expenses	\$0.00	\$0.00	\$357.50	\$357.50	
2140215	ADMIN - Printing and Stationery	\$35,000.00	\$5,832.00	\$4,824.42	-\$1,007.58	-17.28%
2140216	ADMIN - Postage and Freight	\$2,500.00	\$416.00	\$122.23	-\$293.77	-70.62%
2140220	ADMIN - Communication Expenses	\$75,000.00	\$12,500.00	\$6,278.17	-\$6,221.83	-49.77%
2140221	ADMIN - Information Technology	\$55,000.00	\$9,166.00	\$2,894.32	-\$6,271.68	-68.42%
2140226	ADMIN - Office Equipment Mtce	\$1,000.00	\$166.00	\$60.00	-\$106.00	-63.86%
2140227	ADMIN - Records Management	\$2,600.00	\$432.00	\$748.01	\$316.01	73.15%
2140228	ADMIN - Title Searches	\$100.00	\$16.00	\$0.00	-\$16.00	-100.00%
2140230	ADMIN - Insurance Expenses (Other than Bld and W/Com	\$49,380.00	\$8,230.00	\$65,971.97	\$57,741.97	701.60%
2140240	ADMIN - Advertising and Promotion	\$3,000.00	\$500.00	\$1,505.82	\$1,005.82	201.16%
2140241	ADMIN - Subscriptions and Memberships	\$10,000.00	\$1,666.00	\$1,002.73	-\$663.27	-39.81%
2140252	ADMIN - Consultants	\$105,000.00	\$17,500.00	\$5,512.50	-\$11,987.50	-68.50%
2140253	ADMIN - Drug and Alcohol Testing	\$10,000.00	\$1,666.00	\$77.27	-\$1,588.73	-95.36%
2140265	ADMIN - Software Licences/Upgrades	\$55,000.00	\$9,166.00	\$33,837.00	\$24,671.00	269.16%
2140284	ADMIN - Audit Fees	\$45,000.00	\$7,500.00	\$0.00	-\$7,500.00	-100.00%
2140286	ADMIN - Expensed Minor Asset Purchases	\$18,000.00	\$3,000.00	\$0.00	-\$3,000.00	-100.00%
2140287	ADMIN - Other Expenses	\$201.00	\$34.00	\$800.00	\$766.00	2252.94%
2140288	ADMIN - Building Operations	\$56,999.00	\$9,496.00	\$4,271.69	-\$5,224.31	-55.02%
2140289	ADMIN - Building Maintenance	\$13,580.00	\$2,260.00	\$1,384.48	-\$875.52	-38.74%
2140292	ADMIN - Depreciation	\$135,000.00	\$22,496.00	\$0.00	-\$22,496.00	-100.00%
2140298	ADMIN - Admin Staff Housing Costs Allocated	\$0.00	\$0.00	\$4,361.12	\$4,361.12	
2140299	ADMIN - Administration Overheads Recovered	\$0.00	\$0.00	-\$181,103.45	-\$181,103.45	
Operating Expenditure Total		\$1,252,166.00	\$208,670.00	\$50,915.28	-\$157,754.72	-75.60%
PWOH Costs						
Operating Income						
3140300	PWO - Long Service Leave Recoup	\$0.00	\$0.00	\$0.00	\$0.00	
3140301	PWO - Other Reimbursements	\$0.00	\$0.00	\$0.00	\$0.00	
Operating Income Total		\$0.00	\$0.00	\$0.00	\$0.00	

FIS Financial Information Schedule For the Period Ending
31 August 2020

COA	Description	31/08/2020 Draft Budget	31/08/2020 YTD Budget	31/08/2020 YTD Actual	Variance (\$)	Variance (%)
PWOH Costs						
Operating Expenditure						
2140300	PWO - Employee Costs	\$277,385.00	\$46,228.00	\$35,807.51	-\$10,420.49	-22.54%
2140303	PWO - Uniforms	\$4,000.00	\$666.00	\$164.00	-\$502.00	-75.38%
2140304	PWO - Training & Development	\$15,000.00	\$2,500.00	\$0.00	-\$2,500.00	-100.00%
2140305	PWO - Recruitment	\$500.00	\$82.00	\$0.00	-\$82.00	-100.00%
2140307	PWO - Protective Clothing	\$2,000.00	\$332.00	\$0.00	-\$332.00	-100.00%
2140308	PWO - Other Employee Expenses	\$500.00	\$82.00	\$140.91	\$58.91	71.84%
2140309	PWO - Travel & Accommodation	\$10,000.00	\$1,666.00	\$0.00	-\$1,666.00	-100.00%
2140310	PWO - Motor Vehicle Expenses	\$0.00	\$0.00	\$364.66	\$364.66	
2140316	PWO - Postage and Freight	\$2,000.00	\$332.00	\$149.34	-\$182.66	-55.02%
2140320	PWO - Communication Expenses	\$8,000.00	\$1,332.00	\$496.62	-\$835.38	-62.72%
2140323	PWO - Sick Pay	\$29,779.00	\$4,962.00	\$4,237.16	-\$724.84	-14.61%
2140324	PWO - Annual Leave	\$51,986.00	\$8,664.00	\$8,509.54	-\$154.46	-1.78%
2140329	PWO - Insurance Expenses (Except Workers Comp)	\$1,500.00	\$250.00	\$0.00	-\$250.00	-100.00%
2140341	PWO - Subscriptions & Memberships	\$1,800.00	\$298.00	\$7,767.23	\$7,469.23	2506.45%
2140352	PWO - Consultants	\$1,000.00	\$166.00	\$0.00	-\$166.00	-100.00%
2140361	PWO - Engineering & Technical Support	\$3,000.00	\$500.00	\$0.00	-\$500.00	-100.00%
2140365	PWO - Maintenance/Operations	\$62,000.00	\$10,330.00	\$28,765.59	\$18,435.59	178.47%
2140371	PWO Bldg Mtce - Employee Costs	\$40,428.00	\$6,736.00	\$6,367.53	-\$368.47	-5.47%
2140381	PWO Bldg Mtce - Minor Expenses	\$16,000.00	\$2,666.00	\$6,716.95	\$4,050.95	151.95%
2140386	PWO - Expensed Minor Asset Purchases	\$20,000.00	\$3,332.00	\$4,909.00	\$1,577.00	47.33%
2140387	PWO - Other Expenses	\$0.00	\$0.00	\$0.03	\$0.03	
2140392	PWO - Depreciation	\$22,000.00	\$3,664.00	\$0.00	-\$3,664.00	-100.00%
2140393	PWO - LESS Allocated to Works (PWO's)	\$0.00	\$0.00	-\$155,095.23	-\$155,095.23	
2140399	PWO - Administration Allocated	\$0.00	\$0.00	\$36,220.70	\$36,220.70	
Operating Expenditure Total		\$590,578.00	\$98,396.00	-\$14,478.46	-\$112,874.46	-114.71%
Plant Operations						
Operating Income						
3140410	POC - Fuel Tax Credits Grant Scheme	-\$20,000.00	-\$3,332.00	-\$5,961.00	-\$2,629.00	78.90%
Operating Income Total		-\$20,000.00	-\$3,364.00	-\$5,961.00	-\$2,597.00	77.20%
Plant Operations						
Operating Expenditure						
2140400	POC - Internal Plant Repairs - Wages & O/Head	\$45,000.00	\$7,500.00	\$22,203.79	\$14,703.79	196.05%
2140411	POC - External Parts & Repairs	\$80,000.00	\$13,332.00	\$5,024.13	-\$8,307.87	-62.32%
2140412	POC - Fuels and Oils	\$100,000.00	\$16,666.00	\$1,447.89	-\$15,218.11	-91.31%
2140413	POC - Tyres and Tubes	\$25,000.00	\$4,166.00	\$9,540.00	\$5,374.00	129.00%
2140416	POC - Licences/Registrations	\$4,890.00	\$814.00	\$0.00	-\$814.00	-100.00%
2140417	POC - Insurance Expenses	\$20,730.00	\$3,456.00	\$23,490.38	\$20,034.38	579.70%
2140418	POC - Expendable Tools / Consumables	\$25,000.00	\$4,164.00	\$272.49	-\$3,891.51	-93.46%
2140492	POC - Depreciation	\$476,550.00	\$79,424.00	\$0.00	-\$79,424.00	-100.00%
2140494	POC - LESS Plant Operation Costs Allocated to Works	\$0.00	\$0.00	-\$81,058.71	-\$81,058.71	
2140499	POC - Administration Allocated	\$0.00	\$0.00	\$12,677.19	\$12,677.19	
Operating Expenditure Total		\$783,170.00	\$130,522.00	-\$6,402.84	-\$136,924.84	-104.91%
Salaries and Wages						
Operating Income						
3140501	SAL - Reimbursement - Workers Compensation	\$0.00	\$0.00	\$0.00	\$0.00	
Operating Income Total		\$0.00	\$0.00	\$0.00	\$0.00	
Operating Expenditure						
2140500	SAL - Gross Salary and Wages	\$1,641,415.00	\$273,568.00	\$322,472.83	\$48,904.83	17.88%
2140501	SAL - LESS Salaries & Wages Allocated	-\$1,641,415.00	-\$273,568.00	-\$321,922.83	-\$48,354.83	17.68%
Operating Expenditure Total		\$0.00	\$0.00	\$550.00	\$550.00	
Other Property & Services Total Income		-\$20,200.00	-\$3,364.00	-\$11,783.72	-\$8,419.72	250.29%
Other Property & Services Total Expenditure		\$2,625,914.00	\$437,588.00	\$30,583.98	-\$407,554.02	-93.01%
Total Income		-\$5,637,777.00	-\$939,594.00	-\$4,114,553.03	-\$3,174,959.03	337.91%
Total Expenditure		\$7,314,732.00	\$1,218,784.00	\$605,782.72	-\$613,551.28	-50.30%

12.1.2 STATEMENT OF FINANCIAL ACTIVITY FOR SEPTEMBER 2020

LOCATION:	N/A
APPLICANT:	Shire of Menzies
DOCUMENT REF:	As Applicable
DISCLOSURE OF INTEREST:	The Author has no interest to disclose
DATE:	10 October 2020
AUTHOR:	Rhona Hawkins Executive Consultant
ATTACHMENT:	Yes - Monthly Financial Report for the period ending 30 September 2020

IN BRIEF:

Statutory Financial Reports are submitted to Council as a record of financial activity for the year to 30 September 2020.

BACKGROUND:

The Financial Management *Regulation 34* requires Local Government entities to prepare each month a Statement of Financial Activity reporting on the sources and application of funds, as set out in the Annual Budget under *Regulation 22(1)(d)*:

- The annual budget estimates;
- Budget estimates to the end of the month to which the statement relates. Actual amounts of expenditure, revenue and income to the end of the month to which the statement relates;
- Any material variations between year to date for income and expenditure and the relevant budget provisions to the end of the relevant reporting period;
- Identify any significant areas where activity is not in accordance with budget estimates for the relevant reporting period;
- Include an operating statement;
- Include the net current assets; and
- Any other relevant reporting notes.

COMMENT:

This report contains annual budget, actual amounts of expenditure and income to the end of the month. It shows the material variances between the budget and actual amounts where they are not associated to timing differences for the purpose of keeping Council informed of the current financial position.

CONSULTATION:

Nil

STATUTORY ENVIRONMENT:

Local Government Act 1995 Section 6.4
Local Government (Financial Management) Regulation 1996, 34

POLICY IMPLICATIONS:

Nil

FINANCIAL IMPLICATIONS:

As detailed in the attachment.

RISK ASSESSMENT:

Nil

STRATEGIC IMPLICATIONS:

14.3 Active civic leadership achieved

- Regularly review plans with community consultation on significant decisions affecting the shire.

VOTING REQUIREMENTS:

Simple majority.

OFFICER RECOMMENDATION:

That Council receive the Statement of Financial Activity for the period ending 30 September 2020 as attached and note any material differences.

COUNCIL DECISION:

COUNCIL RESOLUTION:

No. 2003

MOVED: Cr K Mader

SECONDED: Cr V Ashwin

That Council receive the Statement of Financial Activity for the period ending 30 September 2020 as attached and note any material differences.

Carried 5 / 0

SHIRE OF MENZIES

MONTHLY FINANCIAL REPORT (Containing the Statement of Financial Activity) For the Period Ended 30 September 2020

LOCAL GOVERNMENT ACT 1995
LOCAL GOVERNMENT (FINANCIAL MANAGEMENT) REGULATIONS 1996

TABLE OF CONTENTS

Monthly Summary Information	2 - 3
Statement of Financial Activity by Program	4
Statement of Financial Activity By Nature or Type	5
Statement of Capital Acquisitions and Capital Funding	6
Note 1 Significant Accounting Policies	7
Note 2 Explanation of Material Variances	8-Sep
Note 3 Net Current Funding Position	10
Note 4 Cash and Investments	11
Note 6 Receivables	12
Note 7 Cash Backed Reserves	13
Note 9 Rating Information	14
Note 11 Grants and Contributions	15
Note 13 Details of Capital Acquisitions	16-18

**Shire of Menzies
Information Summary
For the Period Ended 30 September 2020**

Key Information

Report Purpose

This report is prepared to meet the requirements of *Local Government (Financial Management) Regulations 1996, Regulation 34*.

Overview

Summary reports and graphical progressive graphs are provided on pages 2 - 3.

Statement of Financial Activity by reporting program

Is presented on page 6 and shows a surplus as at 30 September 2020 of \$4,458,095.

Items of Significance

The material variance adopted by the Shire of Menzies for the 2020/21 year is plus (+) or minus (-) of 10% for items greater than \$25,000 variance. The following selected items have been highlighted due to the amount of the variance to the budget or due to the nature of the revenue/expenditure. A full listing and explanation of all items considered of material variance is disclosed in Note 2.

Income & Expenditure		Annual Budget	YTD Budget	YTD Actual
Operating Grants, Subsidies and Contributions	38%	\$ 1,515,687	\$ 524,562	\$ 570,622
Non-operating Grants, Subsidies and Contributions	20%	\$ 2,241,861	\$ 560,457	\$ 454,328
	27%	\$ 3,757,548	\$ 1,085,019	\$ 1,024,950
Rates Levied	98%	\$ 3,562,400	\$ 3,502,400	\$ 3,496,374
Materials & Contracts	16%	(\$2,307,568)	(\$576,606)	(\$375,966)
Capital Projects				
Infrastructure Assets - Roads	0%	(\$200,000)	(\$49,995)	\$0
Infrastructure Assets - Other	0%	(\$60,000)	(\$14,997)	\$0

% Compares current ytd actuals to annual budget

Financial Position		This Time Last Year	30 Sep 2020
Adjusted Net Current Assets	68%	\$ 6,559,310	\$ 4,459,803
Cash and Equivalent - Unrestricted	93%	\$ 3,902,142	\$ 3,628,621
Cash and Equivalent - Restricted	134%	\$ 8,840,382	\$ 11,856,154
Receivables - Rates	46%	\$ 3,146,816	\$ 1,433,330
Receivables - Other	113%	-\$ 261,051	-\$ 294,992
Payables	116%	\$ 299,865	\$ 346,789

% Compares current ytd actuals to prior year actuals at the same time

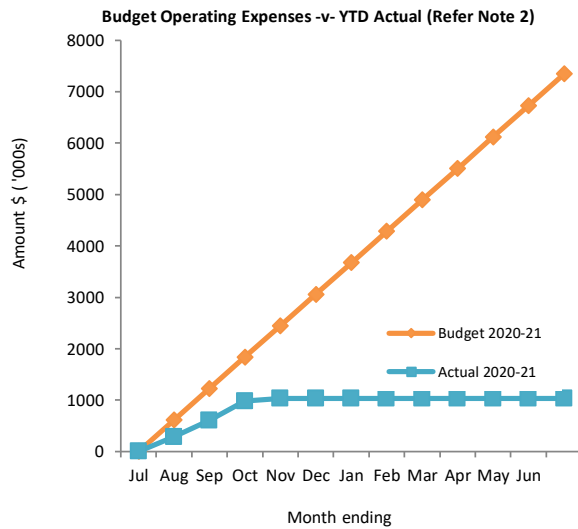
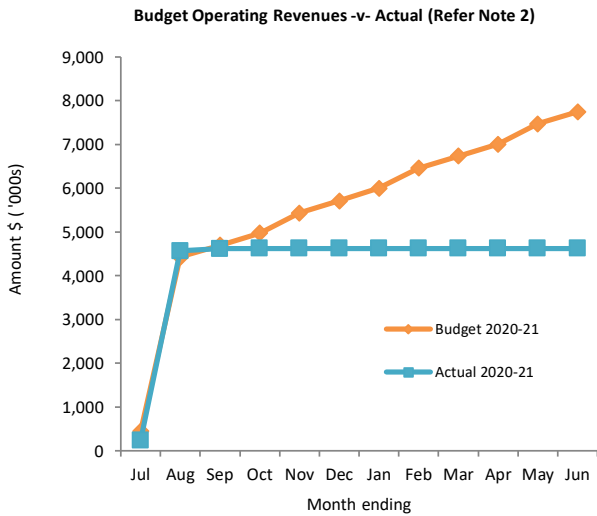
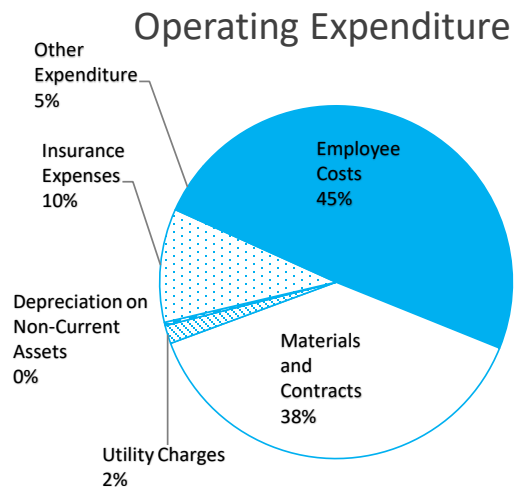
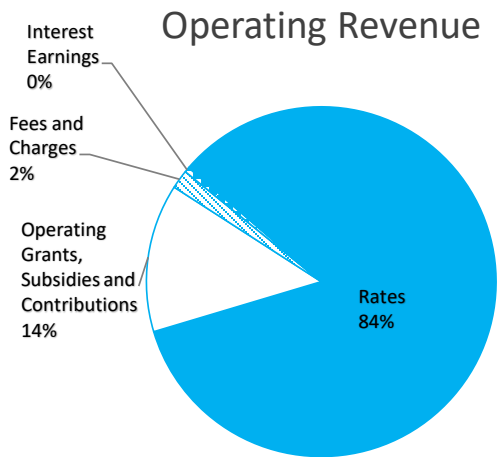
Note: The Statements and accompanying notes are prepared based on all transactions recorded at the time of preparation and may vary due to transactions being processed for the reporting period after the date of preparation.

Preparation

Prepared by: Rhona Hawkins

Date Prepared 11 Oct 2020

**Shire of Menzies
Information Summary
For the Period Ended 30 September 2020**



This information is to be read in conjunction with the accompanying Financial Statements and Notes.

SHIRE OF MENZIES
STATEMENT OF FINANCIAL ACTIVITY
(Statutory Reporting Program)
For the Period Ended 30 September 2020

	Note	Amended Annual Budget	YTD Amended Budget (a)	YTD Actual (b)	Var. \$ (b)-(a)	Var. % (b)-(a)/(a)	Var.
Opening Funding Surplus(Deficit)	3	\$ 811,748	\$ 811,748	\$ 1,389,568	\$ 577,820	71%	
Revenue from operating activities							
Governance		100	24	24,285	24,261	101087%	
General Purpose Funding - Rates	9	3,562,400	3,502,400	3,496,374	(6,026)	(0%)	
General Purpose Funding - Other		1,411,622	368,228	369,800	1,572	0%	
Law, Order and Public Safety		11,462	2,862	716	(2,146)	(75%)	
Health		300	75	0	(75)	(100%)	
Education and Welfare		0	0	0	0		
Housing		65,700	16,419	14,474	(1,946)	(12%)	
Community Amenities		25,630	13,792	13,963	171	1%	
Recreation and Culture		800	192	0	(192)	(100%)	
Transport		198,034	179,824	181,112	1,288	1%	
Economic Services		207,359	51,825	50,287	(1,538)	(3%)	
Other Property and Services		22,200	5,544	11,784	6,240	113%	
		5,505,607	4,141,185	4,162,794	21,609	1%	
Expenditure from operating activities							
Governance		(560,170)	(139,980)	(245,450)	(105,470)	(75%)	▼
General Purpose Funding		(312,214)	(78,024)	(33,935)	44,089	57%	▲
Law, Order and Public Safety		(41,613)	(10,383)	(9,789)	594	6%	
Health		(39,360)	(9,837)	(6,170)	3,667	37%	
Education and Welfare		0	0	0	0		
Housing		(293,070)	(73,239)	(22,909)	50,330	69%	▲
Community Amenities		(126,501)	(31,593)	(55,830)	(24,237)	(77%)	
Recreation and Culture		(389,382)	(97,254)	(181,626)	(84,372)	(87%)	▼
Transport		(2,043,769)	(510,894)	(175,308)	335,586	66%	▲
Economic Services		(911,987)	(227,892)	(138,864)	89,028	39%	▲
Other Property and Services		(2,626,514)	(656,529)	(112,676)	543,853	83%	▲
		(7,344,580)	(1,835,625)	(982,557)	853,068	46%	▲
Operating activities excluded from budget							
Add back Depreciation		2,225,431	556,323	0	(556,323)	(100%)	▼
Adjust (Profit)/Loss on Asset Disposal	8	0	0	0	0		
Adjust Provisions and Accruals		0	0	0	0		
Amount attributable to operating activities		386,458	2,861,883	3,180,237			
Investing Activities							
Non-operating Grants, Subsidies and Contributions	11	2,241,861	560,457	454,328	(106,129)	(19%)	▼
Proceeds from Disposal of Assets	8	0	0	0	0		
Land and Buildings	13	(2,162,500)	(540,606)	(419,272)	121,334	22%	▲
Plant and Equipment	13	(159,000)	(39,747)	0	39,747	100%	▲
Infrastructure Assets - Roads	13	(3,319,000)	(829,740)	(135,898)	693,842	84%	▲
Infrastructure Assets - Drainage	13	0	0	0	0		
Infrastructure Assets - Bridges	13	0	0	0	0		
Infrastructure Assets - Footpaths	13	(200,000)	(49,995)	0	49,995	100%	▲
Infrastructure Assets - Parks and Ovals	13	(60,000)	(14,997)	0	14,997	100%	
Infrastructure Assets - Airports	13	0	0	0	0		
Infrastructure Assets - Sewerage	13	0	0	0	0		
Infrastructure Assets - Other	13	(275,000)	(68,739)	(10,868)	57,871	84%	▲
Amount attributable to investing activities		(3,933,639)	(983,367)	(111,710)	871,657	89%	▲
Financing Activities							
Self-Supporting Loan Principal		0	0	0	0		
Transfer from Reserves	7	2,835,433	(708,855)	0	708,855	(100%)	
Transfer from Restricted Cash		0	0	0	0		
Repayment of Debentures	10	0	0	0	0		
Transfer to Reserves	7	(100,000)	24,990	0	(24,990)	100%	
Amount attributable to financing activities		2,735,433	(683,865)	0	683,865	100%	
Closing Funding Surplus(Deficit)	3	0	2,006,399	4,458,095			

Indicates a variance between Year to Date (YTD) Budget and YTD Actual data as per the adopted materiality threshold. Refer to Note 2 for an explanation of the reasons for the variance.

This statement is to be read in conjunction with the accompanying Financial Statements and notes.

SHIRE OF MENZIES
STATEMENT OF FINANCIAL ACTIVITY
(By Nature or Type)
For the Period Ended 30 September 2020

	Note	Annual Budget	YTD Budget (a)	YTD Actual (b)	Var. \$ (b)-(a)	Var. % (b)-(a)/(a)	Var.
		\$	\$	\$	\$	%	
Opening Funding Surplus (Deficit)	3	811,748	811,748	1,389,568	577,820	71%	▲
Revenue from operating activities							
Rates	9	3,562,400	3,502,400	3,496,374	(6,026)	(0%)	
Operating Grants, Subsidies and Contributions	11	1,515,687	524,562	570,622	46,060	9%	
Fees and Charges		192,830	55,564	72,368	16,804	30%	
Interest Earnings		211,640	52,908	19,660	(33,248)	(63%)	▼
Other Revenue		23,050	5,751	3,770	(1,981)	(34%)	
Profit on Disposal of Assets	8	0	0	0	0		
		5,505,607	4,141,185	4,162,794	21,609	1%	
Expenditure from operating activities							
Employee Costs		(2,020,866)	(505,113)	(439,279)	65,834	13%	▲
Materials and Contracts		(2,307,568)	(576,606)	(375,966)	200,640	35%	▲
Utility Charges		(80,588)	(20,109)	(16,480)	3,629	18%	
Depreciation on Non-Current Assets		(2,225,431)	(556,323)	0	556,323	100%	▲
Non Operating Expenses		0	0	(2,933)	(2,933)		
Insurance Expenses		(129,692)	(32,391)	(102,315)	(69,924)	(216%)	▼
Other Expenditure		(580,435)	(145,083)	(45,584)	99,499	69%	▲
Loss on Disposal of Assets	8	0	0	0	0		
		(7,344,580)	(1,835,625)	(982,557)	853,068	46%	▲
Operating activities excluded from budget							
Add back Depreciation		2,225,431	556,323	0	(556,323)	(100%)	▼
Adjust (Profit)/Loss on Asset Disposal	8	0	0	0	0		
Adjust Provisions and Accruals		0	0	0	0		
Amount attributable to operating activities		386,458	2,861,883	3,180,237	318,354		
Investing activities							
Grants, Subsidies and Contributions	11	2,241,861	560,457	454,328	(106,129)	(19%)	▼
Proceeds from Disposal of Assets	8	0	0	0	0		
Land and Buildings	13	(2,162,500)	(540,606)	(419,272)	121,334	(22%)	
Plant and Equipment	13	(159,000)	(39,747)	0	39,747	(100%)	
Infrastructure Assets - Roads	13	(3,319,000)	(829,740)	(135,898)	693,842	(84%)	
Infrastructure Assets - Drainage	13	0	0	0	0		
Infrastructure Assets - Bridges	13	0	0	0	0		
Infrastructure Assets - Footpaths	13	(200,000)	(49,995)	0	49,995	(100%)	
Infrastructure Assets - Parks and Ovals	13	(60,000)	(14,997)	0	14,997	(100%)	
Infrastructure Assets - Airports	13	0	0	0	0		
Infrastructure Assets - Sewerage	13	0	0	0	0		
Infrastructure Assets - Other	13	(275,000)	(68,739)	(10,868)	57,871	(84%)	
Amount attributable to investing activities		(3,933,639)	(983,367)	(111,710)	871,657	89%	
Financing Activities							
Proceeds from New Debentures		0	0	0	0		
Proceeds from Advances		0	0	0	0		
Advances to Community Groups		0	0	0	0		
Transfer from Reserves	7	2,835,433	(708,855)	0	708,855	(100%)	
Repayment of Debentures	10	0	0	0	0		
Transfer to Reserves	7	(100,000)	24,990	0	(24,990)	100%	
Amount attributable to financing activities		2,735,433	(683,865)	0	683,865	100%	
Closing Funding Surplus (Deficit)	3	0	2,006,399	4,458,095	2,451,696	122%	▲

Indicates a variance between Year to Date (YTD) Budget and YTD Actual data as per the adopted materiality threshold.
Refer to Note 2 for an explanation of the reasons for the variance.

This statement is to be read in conjunction with the accompanying Financial Statements and notes.

SHIRE OF MENZIES
STATEMENT OF CAPITAL ACQUISITIONS AND CAPITAL FUNDING
For the Period Ended 30 September 2020

Capital Acquisitions

	Note	YTD Actual New /Upgrade (a)	YTD Actual (Renewal Expenditure) (b)	Budget YTD Budget (d)	Annual Budget	YTD Actual Total (c) = (a)+(b)	Variance (d) - (c)
		\$	\$	\$	\$	\$	\$
Land and Buildings	13	419,272	0	540,606	2,162,500	419,272	(121,334)
Plant and Equipment	13	0	0	39,747	159,000	0	(39,747)
Infrastructure Assets - Roads	13	135,898	0	829,740	3,319,000	135,898	(693,842)
Infrastructure Assets - Drainage	13	0	0	0	0	0	0
Infrastructure Assets - Bridges	13	0	0	0	0	0	0
Infrastructure Assets - Footpaths	13	0	0	49,995	200,000	0	(49,995)
Infrastructure Assets - Parks and Ovals	13	0	0	14,997	60,000	0	(14,997)
Infrastructure Assets - Airports	13	0	0	0	0	0	0
Infrastructure Assets - Sewerage	13	0	0	0	0	0	0
Infrastructure Assets - Other	13	10,868	0	68,739	275,000	10,868	(57,871)
Capital Expenditure Totals		566,039	0	1,543,824	6,175,500	566,039	(977,785)
Capital acquisitions funded by:							
Capital Grants and Contributions				560,457	2,241,861	454,328	
Other (Disposals & C/Fwd)				0	0	0	
Council contribution - Cash Backed Reserves							
Building Reserve Accumulation				0	(1,098,433)	0	
Plant Reserve Accumulation				0	(72,000)	0	
Roads Reserve Accumulation				0	(600,000)	0	
Main Street Reserve Accumulation				0	0	0	
Staff Amenities Reserve Accumulation				0	(420,000)	0	
Caravan Park Reserve Accumulation				0	(150,000)	0	
Bitumen Reserve Accumulation				0	0	0	
Niagara Dam Reserve Accumulation				0	(85,000)	0	
Waste Management Reserve Accumulation				0	0	0	
Former Post Office Reserve Accumulation				0	(410,000)	0	
Council contribution - operations				983,367	6,769,072	111,710	
Capital Funding Total				1,543,824	6,175,500	566,039	

SHIRE OF MENZIES
NOTES TO THE STATEMENT OF FINANCIAL ACTIVITY
For the Period Ended 30 September 2020

Note 1: Significant Accounting Policies

The Shire of Menzies adopts its significant accounting policies at the time of adopting its annual budget. Significant accounting policies are set in relation to the following:

- a) Basis of preparation
- b) Prior year actual balances
- c) Rounding off figures
- d) Comparative figures
- e) Budget comparative figures
- f) Forecast fair value adjustments
- g) Rates, grants, donations & other contributions
- h) Goods and services tax (GST)
- i) Superannuation
- j) Cash and cash equivalents
- k) Trade and other payables
- l) Inventories
- m) Fixed assets
- n) Fair value of assets and liabilities
- o) Financial instruments
- p) Impairment of assets
- q) Trade and other payables
- r) Employee benefits
- s) Borrowing costs
- t) Provisions
- u) Leases
- v) Investments in associates
- x) Interests in joint arrangements
- y) Current and non-current classification

There have been no changes to the Shire of Menzies significant accounting policies since adopting the 2020/21 Annual Budget.

SHIRE OF MENZIES
NOTES TO THE STATEMENT OF FINANCIAL ACTIVITY
For the Period Ended 30 September 2020

Note 2: Explanation of Material Variances

The material variance thresholds are adopted annually by Council as an indicator of whether the actual expenditure or revenue varies from the year to date budget materially.

The material variance adopted by Council for the 2020/21 year is plus (+) or minus (-) of 10% for items greater than \$25,000 variance.

Reporting Program	YTD Budget	YTD Actual	Var. \$	Var. %	Var.	Timing/ Permanent	Explanation of Variance
Operating Revenues			\$	%			
Governance	24	24,285	24,261	101087%	▲	Permanent	GVROC Refund \$22,727
Economic Services	51,825	50,287	(1,538)	(3%)	▲	Timing	CRC Income lower than anticipated.
Other Property and Services	5,544	11,784	6,240	113%	▲	Permanent	Credit received form LGIS.
Operating Expense							
Governance	(139,980)	(245,450)	(105,470)	(75%)	▲	Permanent	CEO termination payout.
General Purpose Funding	(78,024)	(33,935)	44,089	57%	▲	Timing	Rates write-offs have not occurred as anticipated in th Budget.
Housing	(73,239)	(22,909)	50,330	69%	▲	Timing	Housing maintenance has not occurred in accordance with the Budget.
Community Amenities	(31,593)	(55,830)	(24,237)	(77%)	▲	Timing	Operational services higher than anticipated for this time of year.
Recreation and Culture	(97,254)	(181,626)	(84,372)	(87%)	▲	Timing	Budget has been loaded into accounting system and apportioned over twelve months.
Transport	(510,894)	(175,308)	335,586	66%	▲	Timing	Road Maintenance higher than anticipated at Budget preparation.
Economic Services	(227,892)	(138,864)	89,028	39%	▲	Timing	Noxious weed control not commence at this stage. Caravan Park maintenance higher than the twelve month apportionment.
Other Property and Services	(656,529)	(112,676)	543,853	83%	▲	Timing	1st instalment of Insurance paid and not apportioned over twelve months. Allocations are to be reviewed.
Capital Revenues							
Grants, Subsidies and Contributions	560,457	454,328	(106,129)	(19%)	▲	Timing	
Capital Expenses							
Land and Buildings	(540,606)	(419,272)	121,334	22%	▲	Timing	Capital expenditure has not occurred in accordance with the Budget upload.
Plant and Equipment	(39,747)	0	39,747	100%	▲	Timing	Capital expenditure has not occurred in accordance with the Budget upload.

SHIRE OF MENZIES
NOTES TO THE STATEMENT OF FINANCIAL ACTIVITY
For the Period Ended 30 September 2020

Note 2: Explanation of Material Variances

The material variance thresholds are adopted annually by Council as an indicator of whether the actual expenditure or revenue varies from the year to date budget materially.

The material variance adopted by Council for the 2020/21 year is plus (+) or minus (-) of 10% for items greater than \$25,000 variance.

Reporting Program	YTD Budget	YTD Actual	Var. \$	Var. %	Var.	Timing/ Permanent	Explanation of Variance
Infrastructure Assets - Roads	(829,740)	(135,898)	693,842	84%	▲	Timing	Capital expenditure has not occurred in accordance with the Budget upload.
Infrastructure Assets - Other	(68,739)	(10,868)	57,871	84%	▲	Timing	Capital expenditure has not occurred in accordance with the Budget upload.

SHIRE OF MENZIES
NOTES TO THE STATEMENT OF FINANCIAL ACTIVITY
For the Period Ended 30 September 2020

Note 3: Net Current Funding Position

Positive=Surplus (Negative=Deficit)

		Last Years Closing	This Time Last Year	Current
	Note	30 June 2020	30 Sep 2019	30 Sep 2020
		\$	\$	\$
Current Assets				
Cash Unrestricted	4	1,045,693	3,902,142	3,628,621
Cash Restricted - Conditions over Grants	11	0	0	0
Cash Restricted	4	11,856,154	8,840,382	11,856,154
Receivables - Rates	6	863,373	3,146,816	1,433,330
Receivables - Other	6	(100,699)	(261,051)	(294,992)
Interest / ATO Receivable/Trust				
Inventories		13,623	7,977	34,202
		13,678,145	15,636,267	16,657,316
Less: Current Liabilities				
Payables		(435,801)	(299,865)	(346,789)
Provisions Loans		(3,985)	(9,565)	(3,985)
Provisions Leave		(197,106)	(138,351)	(197,106)
		(636,892)	(447,782)	(547,880)
Less: Cash Reserves	7	(11,856,154)	(8,840,382)	(11,856,154)
Less: Unspent Grants			0	0
Add: Loan Current		0	0	0
Add: Lease Current		3,985	9,565	3,985
Less: SSL Repayments		0	0	0
Add: Leave Reserve		201,643	201,643	204,717
Trust imbalance (Department of Transport funds timing)		(1,158)	0	(2,180)
Net Current Funding Position		1,389,568	6,559,310	4,459,803

SHIRE OF MENZIES
NOTES TO THE STATEMENT OF FINANCIAL ACTIVITY
For the Period Ended 30 September 2020

Note 4: Cash and Investments

	Unrestricted	Restricted	Trust	Total Amount	Institution
	\$	\$	\$	\$	
(a) Cash Deposits					
Cash At Bank	3,297,853			3,297,853	NAB
Cash At Call - Bank	329,448			329,448	NAB
Municipal Fund Term Deposits	0			0	NAB
Cash at Reserve - Bank		8,601,945		8,601,945	NAB
Reserve Fund Term Deposits		3,254,210		3,254,210	NAB
Trust Fund Bank			0	0	NAB
Petty Cash Float	1,320			1,320	
Total	3,628,621	11,856,154	0	15,484,775	

SHIRE OF MENZIES
NOTES TO THE STATEMENT OF FINANCIAL ACTIVITY
For the Period Ended 30 September 2020

Note 7: Cash Backed Reserve

Name	Opening Balance	Budget Interest Earned	Actual Interest Earned	Budget Transfers In (+)	Actual Transfers In (+)	Budget Transfers Out (-)	Actual Transfers Out (-)	Amended Budget Closing Balance	Actual YTD Closing Balance
	\$	\$	\$	\$	\$	\$	\$	\$	\$
Leave Reserve - Accumulation	204,717		0	1,724	0	0	0	206,441	204,717
Building Reserve Accumulation	2,791,019		0	23,774	0	(1,098,433)	0	1,716,360	2,791,019
Plant Reserve Accumulation	1,943,922		0	16,370	0	(72,000)	0	1,888,292	1,943,922
Roads Reserve Accumulation	2,752,716		0	23,183	0	(600,000)	0	2,175,899	2,752,716
Main Street Reserve Accumulation	140,211		0	1,181	0	0	0	141,392	140,211
Staff Amenities Reserve Accumulation	575,432		0	4,847	0	(420,000)	0	160,279	575,432
TV Reserve Accumulation	17,858		0	150	0	0	0	18,008	17,858
Caravan Park Reserve Accumulation	430,647		0	3,626	0	(150,000)	0	284,273	430,647
Bitumen Reserve Accumulation	603,144		0	5,079	0	0	0	608,223	603,144
Rates Creditors Reserve Accumulation	51,054		0	428	0	0	0	51,482	51,054
Niagara Dam Reserve Accumulation	1,250,102		0	10,525	0	(85,000)	0	1,175,627	1,250,102
Water Park Reserve Accumulation	299,639		0	2,524	0	0	0	302,163	299,639
Waste Management Reserve Accumulation	59,333		0	499	0	0	0	59,832	59,333
Former Post Office Reserve Accumulation	417,681		0	3,517	0	(410,000)	0	11,198	417,681
Commercial Enterprise Reserve - Accumulation	101,034		0	857	0	0	0	101,891	101,034
Land Purchase Reserve - Accumulation	202,067		0	1,716	0	0	0	203,783	202,067
	11,840,577		0	100,000	0	(2,835,433)	0	9,105,144	11,840,577
GL Reserve Bank 9130101	-8,601,945								

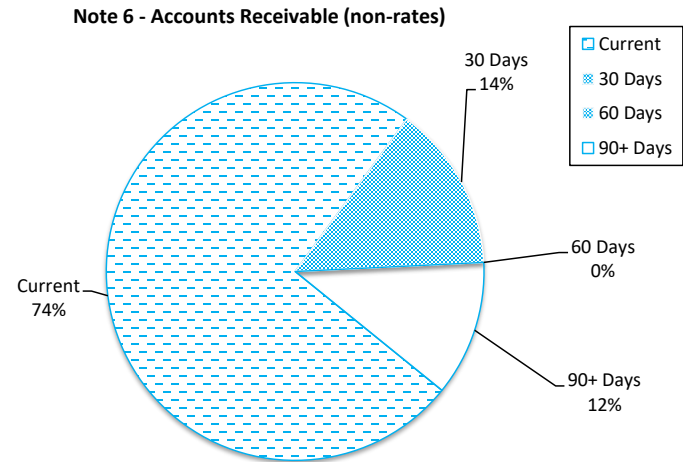
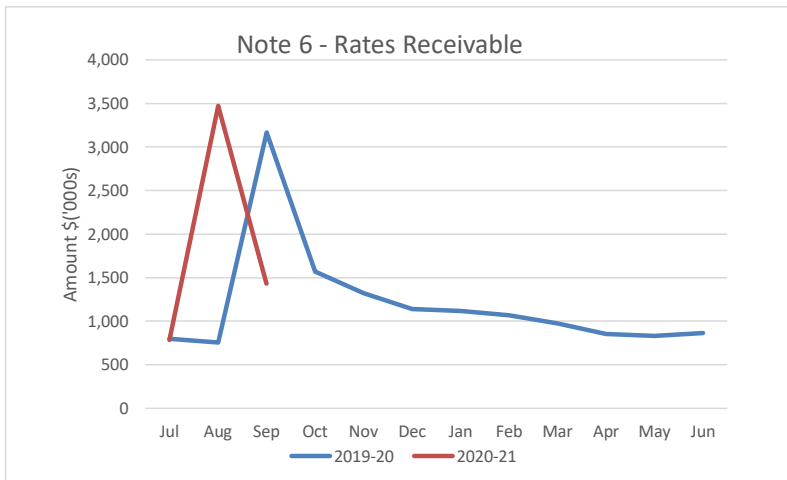
SHIRE OF MENZIES
NOTES TO THE STATEMENT OF FINANCIAL ACTIVITY
For the Period Ended 30 September 2020

Note 6: Receivables

Receivables - Rates Receivable	30 Sep 2020	30 June 2020
	\$	\$
Opening Arrears Previous Years	863,373	794,304
Levied this year	3,545,911	3,476,331
<u>Less</u> Collections to date	2,975,954	3,407,262
Equals Current Outstanding	1,433,330	863,373
Net Rates Collectable	1,433,330	863,373
% Collected	67.49%	79.78%

Receivables - General	Current	30 Days	60 Days	90+ Days	Totals
	\$	\$	\$	\$	\$
Sundry Debtors	2,464	470	0	385	3,319
Rates - Pensioner Rebate Claimed					952
Balance per Trial Balance					
Sundry Debtors					4,271
Total Receivables General Outstanding					4,271

Amounts shown above include GST (where applicable)



SHIRE OF MENZIES
NOTES TO THE STATEMENT OF FINANCIAL ACTIVITY
For the Period Ended 30 September 2020

Note 9: Rating Information

RATE TYPE	Rate in	Number of Properties	Rateable Value	YTD Actual				Budget			
				Rate Revenue	Interim Rates	Back Rates	Total Revenue	Rate Revenue	Interim Rate	Back Rate	Total Revenue
	\$		\$	\$	\$	\$	\$	\$	\$	\$	\$
Differential General Rate											
GRV - Residential	0.0862	40	2,500,428	215,537	0	0	215,537	214,694	0	0	214,694
GRV - Vacant	0.0864	204	20,956	1,811	0	0	1,811	1,811	0	0	1,811
UV - Mining	0.1655	282	15,472,156	2,560,642	-180	-355	2,560,107	2,561,176	50,000	0	2,611,176
UV - Pastoral	0.0829	27	826,983	68,557	0	0	68,557	67,750	0	0	67,750
UV - Other	0.0829	64	307,900	25,525	0	0	25,525	24,978	0	0	24,978
UV - Exploration	0.1500	451	3,082,413	462,362	-10,705	3,005	454,662	467,552	0	0	467,552
UV - Prospecting	0.1477	269	463,848	68,510	426	1,124	70,060	63,039			63,039
Sub-Totals		1,337	22,674,684	3,402,943	(10,459)	3,775	3,396,259	3,401,000	50,000	0	3,451,000
Minimum Payment	Minimum \$										
GRV - Residential	200.00	8	5,537	1,600	0	0	1,600	2,200	0	0	2,200
GRV - Vacant	200.00	200	41,081	40,000	0	0	40,000	40,000	0	0	40,000
UV - Mining	200.00	54	34,031	10,800	0	0	10,800	12,000	0	0	12,000
UV - Pastoral	200.00	4	4,638	800	0	0	800	1,400	0	0	1,400
UV - Other	200.00	1	100	200	0	0	200	600	0	0	600
UV - Exploration	200.00	141	45,622	28,200	0	0	28,200	37,400	0	0	37,400
UV - Prospecting	200.00	73	49,913	14,600	0	0	14,600	17,800	0	0	17,800
Sub-Totals		481	180,922	96,200	0	0	96,200	111,400	0	0	111,400
		1,818	22,855,606	3,499,143	(10,459)	3,775	3,492,459	3,512,400	50,000	0	3,562,400
Movement in Excess Rates							0				0
Discounts							0				0
Amount from General Rates							3,492,459				3,562,400
Write Offs							0				0
Ex-Gratia Rates							0				0
Specified Area Rates							0				0
Totals							3,492,459				3,562,400

Comments - Rating Information

SHIRE OF MENZIES
NOTES TO THE STATEMENT OF FINANCIAL ACTIVITY
For the Period Ended 30 September 2020

Note 11: Grants and Contributions

	Grant Provider	Type	Opening Balance (a)	Amended Budget Operating	Budget Capital	YTD Budget	Annual Budget (d)	Post Variations (e)	Expected (d)+(e)	YTD Actual Revenue
				\$	\$	\$				\$
General Purpose Funding										
GEN PUR - Financial Assistance Grant - General	WALGGC	Operating	0	772,046	0	208,340	772,046		772,046	208,340
GEN PUR - Financial Assistance Grant - Roads	WALGGC	Operating	0	425,376	0	106,344	425,376		425,376	136,776
Governance										
OTH GOV - Reimbursements		Operating	0	0	0	0	0		0	22,727
Law, Order and Public Safety										
ESL BFB - Operating Grant	Dept. of Fire & Emergency Serv.	Operating	0	6,522	0	1,629	6,522		6,522	0
Community Amenities										
COM AMEN - Grants		Non-operating		0	50,000	12,498	50,000		50,000	0
Recreation and Culture										
REC - Grants		Non-operating	0	0	150,000	37,500	150,000		150,000	0
OTH CUL - Grants - Other Culture		Non-operating	0	0	0	0	0		0	10,328
Transport										
ROADC - Regional Road Group Grants (MRWA)	Main Roads WA	Non-operating	0	0	563,780	140,943	563,780		563,780	292,000
ROADC - Roads to Recovery Grant	Commonwealth Gvt	Non-operating	0	0	700,626	175,155	700,626		700,626	152,000
ROADC - Other Grants - Roads/Streets	Main Roads WA	Non-operating	0	0	230,000	57,498	230,000		230,000	0
ROADM - Street Lighting Subsidy		Operating	0	1,713	0	426	1,713		1,713	0
ROADM - Direct Road Grant (MRWA)	Main Roads WA	Operating	0	194,321	0	178,900	194,321		194,321	178,900
Economic Services										
TOUR - Grants	Main Roads WA	Non-operating	0	0	547,455	136,863	547,455		547,455	0
OTH ECON - Community Resource Centre Income		Operating	0	80,000	0	19,998	80,000		80,000	55
OTH ECON - Community Resource Centre Grant		Operating	1	0	0	0	0		0	2,500
OTH ECON - Grants	Indue, DPIRD	Operating	0	35,709	0	8,925	35,709		35,709	9,291
Other Property & Services										
ADMIN - Reimbursements	DFES	Operating	0	0	0	0	0		0	5,823
TOTALS			1	1,515,687	2,241,861	1,085,019	3,757,548	0	3,757,548	1,024,950
SUMMARY										
Operating	Operating Grants, Subsidies and Contributions		1	1,515,687	0	524,562	1,515,687	0	1,515,687	570,622
Operating - Tied	Tied - Operating Grants, Subsidies and Contributions		0	0	0	0	0	0	0	0
Non-operating	Non-operating Grants, Subsidies and Contributions		0	0	2,241,861	560,457	2,241,861	0	2,241,861	454,328
TOTALS			1	1,515,687	2,241,861	1,085,019	3,757,548	0	3,757,548	1,024,950

SHIRE OF MENZIES
NOTES TO THE STATEMENT OF FINANCIAL ACTIVITY
For the Period Ended 30 September 2020

Note 13: Capital Acquisitions

% of
Completion

Assets	Job	YTD Actual			Budget			
		New/Upgrade	Renewal	Total YTD	Annual Budget	YTD Budget	YTD Variance	
		\$	\$	\$	\$	\$	\$	
<i>Level of completion indicator, please see table at the end of this note for further detail.</i>								
Buildings								
Education & Welfare								
0.00	Seniors Centre	BC060	0	0	0	350,000	87,498	(87,498)
	Education & Welfare Total		0	0	0	350,000	87,498	(87,498)
Housing								
0.00	CEO's House - Lot 1 (37-39) Reid St - Building (Capital)	BC001	0	0	0	20,000	4,998	(4,998)
0.00	MFA's House - Lot - 1085 (39) Mercer St - Building (Capital)	BC002	0	0	0	15,000	3,750	(3,750)
1.00	MWS House Lot 165 (25) Onslow St - Building (Capital)	BC003	5,500	0	5,500	0	0	5,500
0.00	Lot 91 (40) Mercer St - Building (Capital)	BC004	(0)	0	(0)	47,000	11,748	(11,748)
0.00	Lot 93 (36) Mercer St - Building (Capital)	BC005	0	0	0	10,000	2,499	(2,499)
0.00	Lot 1086 (41) Mercer St - Building (Capital)	BC006	0	0	0	15,000	3,750	(3,750)
0.00	Duplex Lot 12a Walsh St (North Unit) - Building (Capital)	BC007	0	0	0	45,000	11,250	(11,250)
1.10	New Staff House 2020 - Building (Capital)	BC009	197,430	0	197,430	180,000	45,000	152,430
0.00	New 2x1 Staff House - Building (Capital)	BC010	0	0	0	240,000	60,000	(60,000)
0.00	Teachers Unit Lot 1090 (53a) (14a) Walsh St - Building (Capital)	BC015	0	0	0	18,000	4,500	(4,500)
0.00	Teachers Unit Lot 1090 (53b) (14b) Walsh St - Building (Capital)	BC016	0	0	0	18,000	4,500	(4,500)
0.00	Unit Lot 45 (29a) Shenton (Front) - Building (Capital)	BC017	0	0	0	7,500	1,875	(1,875)
0.02	Unit Lot 45 (29b) Shenton (Back) - Building (Capital)	BC018	431	0	431	18,000	4,500	(4,069)
0.00	Lot 1089 (57) Walsh St Rental - Building (Capital)	BC019	0	0	0	22,000	5,499	(5,499)
0.00	Old Post Office House Lot 102 (33) Walsh St - Building (Capital)	BC020	0	0	0	500,000	124,998	(124,998)
	Housing Total		203,361	0	203,361	1,155,500	288,867	(85,506)
Community Amenities								
8.17	Truck Bay Ablution Block - Building (Capital)	BC048	81,733	0	81,733	10,000	2,499	79,234
	Community Amenities Total		0	0	81,733	10,000	2,499	79,234
Recreation And Culture								
0.00	Town Hall (Hall) - Building (Capital)	BC026	0	0	0	50,000	12,498	(12,498)
1.00	Youth Centre - Building (Capital)	BC036	1,785	0	1,785	0	0	1,785
	Recreation And Culture Total		1,785	0	1,785	50,000	12,498	(10,713)
Transport								
0.19	Depot - Building (Capital)	BC037	5,976	0	5,976	32,000	7,998	(2,022)
0.00	Workshop - Enclosed Carport	BC037A	0	0	0	50,000	12,498	(12,498)
	Transport Total		5,976	0	5,976	82,000	20,496	(14,520)
Economic Services								
	Caravan Park Unit (Disabled) - Building (Capital)	BC021	93,212	0	93,212	0	0	93,212
	Lady Shenton/CRC Lot 41 (37) Shenton St - Building (Capital)	BC028	0	0	0	300,000	75,000	(75,000)
	Church Hall Lot 8 (50) Shenton St - Building (Capital)	BC030	30,914	0	30,914	25,000	6,249	24,665
	Caravan Park Ablution Blocks - Building (Capital)	BC038	2,292	0	2,292	0	0	2,292
	Shelter at Lake Ballard - Building (Capital)	BC046	0	0	0	25,000	6,249	(6,249)
0.00	Mercer Street Caravan Park Infrastructure	BC050	0	0	0	150,000	37,500	(37,500)
	Shelter and BBQ Niagara Dam	BC131	0	0	0	15,000	3,750	(3,750)
	Economic Services Total		126,418	0	126,418	515,000	128,748	(2,330)
0.19	Buildings Total		337,540	0	419,272	2,162,500	453,108	(33,836)

SHIRE OF MENZIES
NOTES TO THE STATEMENT OF FINANCIAL ACTIVITY
For the Period Ended 30 September 2020

Note 13: Capital Acquisitions

% of
Completion

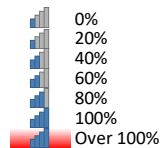
Assets	Job	YTD Actual			Budget			
		New/Upgrade	Renewal	Total YTD	Annual Budget	YTD Budget	YTD Variance	
		\$	\$	\$	\$	\$	\$	
Plant & Equipment (inc Furniture)								
Governance								
0.00	Administration Communications Equipment	C0141	0	0	0	10,000	2,499	(2,499)
0.00	Software and Systems	C0142	0	0	0	25,000	6,249	(6,249)
	Governance Total		0	0	0	35,000	8,748	(8,748)
Transport								
0.00	Minor Plant Purchases	C0127	0	0	0	15,000	3,750	(3,750)
0.00	Banners and Signage	C0128	0	0	0	15,000	3,750	(3,750)
0.00	Mechanics Vehicle	CP013	0	0	0	72,000	18,000	(18,000)
0.00	Test and Tag System	C1217	0	0	0	6,000	1,500	(1,500)
0.00	Auto Tyre Changer	C1218	0	0	0	6,000	1,500	(1,500)
0.00	Bore Trailer	C1219	0	0	0	10,000	2,499	(2,499)
	Transport Total		0	0	0	124,000	30,999	(30,999)
0.00	Plant & Equipment Total		0	0	0	159,000	39,747	(39,747)
Infrastructure Assets - Roads								
Transport								
0.00	Sundry Roads Capex	RC000	0	0	0	747,000	186,747	(186,747)
0.00	Kookynie Malcom Rd (Capital)	RC038	0	0	0	100,000	24,999	(24,999)
0.00	Menzies North West Rd (R2R)	R2R007	0	0	0	1,100,000	274,998	(274,998)
0.39	Tjuntjunjarra Access Rd (R2R)	R2R049	73,635	0	73,635	190,000	47,499	26,136
0.00	Menzies North West Rd (RRG)	RRG007	0	0	0	121,000	30,249	(30,249)
0.00	Evanston Menzies Rd (RRG)	RRG008	0	0	0	255,000	63,750	(63,750)
0.00	Yarri Rd (RRG)	RRG039	0	0	0	121,000	30,249	(30,249)
1.00	Connie Sue Rd (Capital)	RC048	5,754	0	5,754	0	0	5,754
0.01	Tjuntjunjarra Access Rd (Capital)	RC049	2,509	0	2,509	240,000	0	2,509
0.00	Pinjin Rd (Capital)	RC001	0	0	0	345,000	86,250	(86,250)
0.00	Tjuntjunjarra Internal Roads Program	RC249	0	0	0	100,000	24,999	(24,999)
1.00	Shire House Crossovers	C1214	54,000	0	54,000	0	0	54,000
1.00	Grid Replacement Program	C0124	10,868	0	10,868	0	0	10,868
	Transport Total		146,766	0	146,766	3,319,000	769,740	(622,974)
0.04	Infrastructure Roads Total		146,766	0	146,766	3,319,000	769,740	(622,974)

SHIRE OF MENZIES
NOTES TO THE STATEMENT OF FINANCIAL ACTIVITY
For the Period Ended 30 September 2020

Note 13: Capital Acquisitions

% of
Completion

Assets	Job	YTD Actual			Budget			
		New/Upgrade	Renewal	Total YTD	Annual Budget	YTD Budget	YTD Variance	
		\$	\$	\$	\$	\$	\$	
Footpaths								
Transport								
0.00	Onslow St - Footpath Capital	FC047	0	0	0	50,000	12,498	(12,498)
0.00	Mercer St - Footpath Capital	FC053	0	0	0	50,000	12,498	(12,498)
0.00	Footpath Construction General (Budgeting Only)	FC000	0	0	0	100,000	24,999	(24,999)
	Transport Total		0	0	0	200,000	49,995	(49,995)
0.00	Footpaths Total		0	0	0	200,000	49,995	(49,995)
Infrastructure Assets - Parks and Ovals								
Recreation and Culture								
0.00	Drink Fountain in Park	PC036	0	0	0	10,000	2,499	(2,499)
0.00	Hand Wash at BBQ Area Water Park	PC112	0	0	0	10,000	2,499	(2,499)
0.00	Rodeo Grounds Infrastructure	C0113	0	0	0	40,000	9,999	(9,999)
	Transport Total		0	0	0	60,000	14,997	(14,997)
0.00	Infrastructure Parks and Ovals Total		0	0	0	60,000	14,997	(14,997)
Other Infrastructure								
Community Amenities								
0.00	Cometvale Cemetery Fence	C0103	0	0	0	50,000	12,498	(12,498)
0.00	Tjuntjunjarra Cemetery Shade	C0104	0	0	0	50,000	12,498	(12,498)
	Community Amenities Total		0	0	0	100,000	24,996	(24,996)
Transport								
0.00	Town Dam Upgrade	C0121	0	0	0	20,000	4,998	(4,998)
0.00	Bores to Support Road Works	C0123	0	0	0	50,000	12,498	(12,498)
0.00	Kookynie Airstrip Extension	C0126	0	0	0	20,000	4,998	(4,998)
	Transport Total		0	0	0	90,000	22,494	(22,494)
Economic Services								
0.00	Niagra Dam Capital Works	C0131	0	0	0	85,000	21,249	(21,249)
	Economic Services Total		0	0	0	85,000	21,249	(21,249)
0.00	Other Infrastructure Total		0	0	0	275,000	68,739	(68,739)
0.09	Capital Expenditure Total		484,306	0	566,039	6,175,500	1,396,326	(830,287)



Percentage YTD Actual to Annual Budget
Expenditure over budget highlighted in red.

12.1.3 MONTHLY LIST OF PAYMENTS FOR THE MONTH OF SEPTEMBER 2020

LOCATION:	N/A
APPLICANT:	Shire of Menzies
DOCUMENT REF:	FIN.935/NAM307
DISCLOSURE OF INTEREST:	The Author has no interest to disclose
DATE:	9 October 2020
AUTHOR:	Carol McAllan Finance Officer
ATTACHMENT:	Yes - Payment Listing for September 2020

SUMMARY:

The list of payments made for the month of September 2020 to be received by Council.

BACKGROUND

Payments have been made by electronic funds transfer (EFT), and direct transfer from Council's Municipal Bank account and duly authorised as required by Council Policy. These payments have been made under delegated authority to the Chief Executive Officer and are reported to Council.

COMMENT

The EFT, Direct Debit and Credit Card payments that have been raised for the month of September 2020 are attached.

CONSULTATION

Rhona Hawkins – Consultant Deputy Chief Executive Officer.

STATUTORY ENVIRONMENT

Local Government (Financial Management) Regulations 1996 Regulation 13.

POLICY IMPLICATIONS

Policy 4.7- Creditors – Preparation for Payment.

FINANCIAL IMPLICATIONS

\$419,599.50 withdrawn from Municipal Bank

RISK ASSESSMENT

Nil

STRATEGIC IMPLICATIONS

14.3 Active civic leadership achieved

- Regularly review plans with community consultation on significant decisions affecting the shire.

VOTING REQUIREMENTS

Simple majority –

OFFICERS RECOMMENDATION

That Council receive the list of payments for the month of September 2020 totalling \$419,599.50 being:

1. No cheques were drawn
2. Electronic Funds Transfer EFT 5369 – EFT 5455 payments from the Municipal Fund totalling \$371,216.29
3. Direct Debit payments from the Municipal Fund totalling \$48,383.21
4. Credit Card payments of \$193.10 for the statement month of September 2020 are included in Direct Debits of \$48,383.21.

COUNCIL DECISION

COUNCIL RESOLUTION:	No. 2004
----------------------------	-----------------

MOVED: Cr K Mader

SECONDED: Cr V Ashwin

That Council receive the list of payments for the month of September 2020 totalling \$419,599.50 being:

- 1. No cheques were drawn*
- 2. Electronic Funds Transfer EFT 5369 – EFT 5455 payments from the Municipal Fund totalling \$371,216.29*

3. *Direct Debit payments from the Municipal Fund totalling \$48,383.21*
4. *Credit Card payments of \$193.10 for the statement month of September 2020 are included in Direct Debits of \$48,383.21.*

Carried 5 / 0

Shire of Menzies
Payments for the Month of September 2020

Chq/EFT	Date	Name	Description	Amount
		Cheques		\$0.00
		EFT		\$370,226.29
		Direct Debit		\$48,383.21
		Total Payments		\$418,609.50
		Credit Card Payments (included in Direct Debit)		\$193.10

Shire of Menzies
Payments for the Month of September 2020

EFT5432	21/09/2020	Canine Control	Ranger Services - 7 September 2020	-\$1,600.50
EFT5433	21/09/2020	Leonora Pharmacy	August pharmacy items on consignment	\$795.17
EFT5434	21/09/2020	Moki International Pty Ltd	Phones, headphones etc for resale	\$161.88
EFT5435	21/09/2020	Domeselter Australia	30% Deposit - dome shelter quote11748/2	\$6,573.93
EFT5436	21/09/2020	Cynthia Taylor	Convert to cash bi-annual air fare to Perth as per contract	\$566.01
EFT5437	21/09/2020	Coolgardie Tyre Service	Tyres - PO225 and PO206	\$2,662.00
EFT5438	21/09/2020	Emyjor Services	Supply and connect 2 x Hot water unit at Caravan Park cabins	\$6,818.90
EFT5439	21/09/2020	Pascoe Durtanovich	Mob and Demob, ACEO duties, reimburse purchases	\$30,983.19
EFT5440	21/09/2020	HWS Specialised Services	Balance of Landscaping Shire office as per quote	\$18,667.00
EFT5441	21/09/2020	Eastgold Dairy Distributors	12 September 2020 delivered to Menzies Hotel	\$239.45
EFT5442	21/09/2020	Perth Laundry Equipment	Speed Queen coin operated stacked washer dryer	\$5,720.00
EFT5443	21/09/2020	Edwin Walter Piper	Mobilisation to Menzies for Acting CEO as agreed	\$866.73
EFT5444	21/09/2020	Ian Baird	Travel for OCM August 2020	\$1,544.56
EFT5445	21/09/2020	Construction Training Fund (B C I T F)	Fees Collected for Building Permits	\$531.75
EFT5446	21/09/2020	Bunnings	sleepers and post for new grass area outside office	\$330.98
EFT5447	21/09/2020	Cazaly Resources Limited	Rates refund for dead tenements	\$1,579.66
EFT5448	21/09/2020	Toll Transport Pty Ltd	Admin Freight	\$29.58
EFT5449	21/09/2020	Goldfields Pest Control	2x20l drums of weed control	\$440.00
EFT5450	21/09/2020	Harvey Norman Electrical - Computers	2 x 2767H Bissel Crosswave Max Professional	\$858.00
EFT5451	21/09/2020	Local Government Supervisors Association	2 x attend LGSA conference	\$1,859.00
EFT5452	21/09/2020	LO-Go Appointments	Temporary Executive Assistant - W/E 12 September 2020	\$5,023.38
EFT5453	21/09/2020	MLG OZ Pty Ltd	Supply 109.30 tonne of cracker dust to lay down area	\$4,027.71
EFT5454	21/09/2020	Moore Stephens	Share of Travel Expensesfor 2019 - 2020 in Relation to Group	\$2,910.86
EFT5455	21/09/2020	Paul Warner	Compliance Services	
			Refund of Internet subscription as per contract	\$69.95
				<u>\$370,226.29</u>

Shire of Menzies
Payments for the Month of September 2020

Chq/EFT	Date	Name	Description	Amount
DD3583.1	02/09/2020	Water Corporation	Water usage Council Properties	\$1,655.58
DD3593.1	01/09/2020	WESTNET	CRC Internet 1 September to 1 October 2020	\$54.99
DD3597.1	08/09/2020	WA Local Govt Superannuation Plan	Superannuation contributions	\$3,797.36
DD3597.2	08/09/2020	GESB Superannuation	Superannuation contributions	\$110.09
DD3597.3	08/09/2020	Australian Super	Superannuation contributions	\$465.58
DD3597.4	08/09/2020	WA Local Govt Superannuation Plan	Payroll deductions	\$1,613.96
DD3602.1	07/09/2020	Water Corporation	Water Usage Public Buildings June to August	\$2,071.37
DD3604.1	08/09/2020	Telstra - DIRECT DEBIT ONLY	Office & Sat Phones to 20 August 2020	\$6,683.25
DD3606.1	11/09/2020	Telstra - DIRECT DEBIT ONLY	Works phones and data to 23 August 2020	\$431.96
DD3608.1	08/09/2020	Horizon Power	Caravan Park Power to 27 August 2020	\$4,911.23
DD3614.1	22/09/2020	WA Local Govt Superannuation Plan	Superannuation contributions	\$4,224.95
DD3614.2	22/09/2020	GESB Superannuation	Superannuation contributions	\$195.71
DD3614.3	22/09/2020	Australian Super	Superannuation contributions	\$485.30
DD3614.4	22/09/2020	WA Local Govt Superannuation Plan	Payroll deductions	\$1,719.28
DD3616.1	15/09/2020	Horizon Power	Power Council Properties to 27 August 2020	\$7,230.59
DD3618.1	17/09/2020	Horizon Power	Power for Streetlights to 31 August 2020	\$867.09
DD3623.1	29/09/2020	Gregory Dwyer	President Allowance September 2020	\$3,364.49
DD3623.2	29/09/2020	Ian Baird	Sitting Fees September 2020	\$1,289.67
DD3623.3	29/09/2020	Cr Justin Lee	Sitting Fees - August 2020	\$875.83
DD3623.4	29/09/2020	Vashti Marie Fay Ashwin	Sitting Fees - September 2020	\$875.83
DD3623.5	29/09/2020	Cr Debbie Hansen	Sitting Fees - September 2020	\$875.83
DD3623.6	29/09/2020	Jillian Dwyer	Sitting Fees - September 2020	\$875.83
DD3623.7	29/09/2020	Cr Keith Mader	Sitting Fees - September 2020	\$875.83
DD3625.1	29/09/2020	Wright Express Australia Pty Ltd	Fuel Cards to 15 September 2020	\$978.14
DD3631.1	24/09/2020	Australia Post	Postage for Annual Rates delivery	\$699.70
DD3635.1	07/09/2020	Power ICT Pty Ltd	Messages on hold - September 2020	\$75.90
DD3637.1	30/09/2020	NAB	Account Fees A.K.F 30 September 2020	\$379.12
DD3639.1	28/09/2020	NAB	Nab Connect Fees - 28 September -	\$29.99
DD3641.1	01/09/2020	NAB	Merchant Fees - 1 September -7132994 -	\$475.66
DD3643.1	02/09/2020	NAB	August Credit Card	193.10
				<u>\$48,383.21</u>

Shire of Menzies
Payments for the Month of September 2020

Date	Name	Description	Amount
29/07/2020	Department of Transport	Vehicle licence - PO225 (Prado 15MN)	\$ 42.80
06/08/2020	Activ8me	Internet Service - CEO	\$ 70.65
13/08/2020	Activ8me	Internet Service - MWS	\$ 70.65
28/08/2020	National Australia Bank	Card Fee	\$ 9.00
			<u>\$ 193.10</u>

Direct Debit

\$ 386.20

Shire of Menzies
Payments for the Month of September 2020

Date	Name	Description	Amount
29/07/2020	Department of Transport	Vehicle licence - PO225 (Prado 15MN)	\$ 42.80
06/08/2020	Activ8me	Internet Service - CEO	\$ 70.65
13/08/2020	Activ8me	Internet Service - MWS	\$ 70.65
28/08/2020	National Australia Bank	Card Fee	\$ 9.00
			<u>\$ 193.10</u>

Direct Debit

\$ 386.20

Shire of Menzies
Payments for the Month of September 2020

Chq/EFT	Date	Name	Description	Amount
DD3583.1	02/09/2020	Water Corporation	Water usage Council Properties	\$1,655.58
DD3593.1	01/09/2020	WESTNET	CRC Internet 1 September to 1 October 2020	\$54.99
DD3597.1	08/09/2020	WA Local Govt Superannuation Plan	Superannuation contributions	\$3,797.36
DD3597.2	08/09/2020	GESB Superannuation	Superannuation contributions	\$110.09
DD3597.3	08/09/2020	Australian Super	Superannuation contributions	\$465.58
DD3597.4	08/09/2020	WA Local Govt Superannuation Plan	Payroll deductions	\$1,613.96
DD3602.1	07/09/2020	Water Corporation	Water Usage Public Buildings June to August	\$2,071.37
DD3604.1	08/09/2020	Telstra - DIRECT DEBIT ONLY	Office & Sat Phones to 20 August 2020	\$6,683.25
DD3606.1	11/09/2020	Telstra - DIRECT DEBIT ONLY	Works phones and data to 23 August 2020	\$431.96
DD3608.1	08/09/2020	Horizon Power	Caravan Park Power to 27 August 2020	\$4,911.23
DD3614.1	22/09/2020	WA Local Govt Superannuation Plan	Superannuation contributions	\$4,224.95
DD3614.2	22/09/2020	GESB Superannuation	Superannuation contributions	\$195.71
DD3614.3	22/09/2020	Australian Super	Superannuation contributions	\$485.30
DD3614.4	22/09/2020	WA Local Govt Superannuation Plan	Payroll deductions	\$1,719.28
DD3616.1	15/09/2020	Horizon Power	Power Council Properties to 27 August 2020	\$7,230.59
DD3618.1	17/09/2020	Horizon Power	Power for Streetlights to 31 August 2020	\$867.09
DD3623.1	29/09/2020	Gregory Dwyer	President Allowance September 2020	\$3,364.49
DD3623.2	29/09/2020	Ian Baird	Sitting Fees September 2020	\$1,289.67
DD3623.3	29/09/2020	Cr Justin Lee	Sitting Fees - August 2020	\$875.83
DD3623.4	29/09/2020	Vashti Marie Fay Ashwin	Sitting Fees - September 2020	\$875.83
DD3623.5	29/09/2020	Cr Debbie Hansen	Sitting Fees - September 2020	\$875.83
DD3623.6	29/09/2020	Jillian Dwyer	Sitting Fees - September 2020	\$875.83
DD3623.7	29/09/2020	Cr Keith Mader	Sitting Fees - September 2020	\$875.83
DD3625.1	29/09/2020	Wright Express Australia Pty Ltd	Fuel Cards to 15 September 2020	\$978.14
DD3631.1	24/09/2020	Australia Post	Postage for Annual Rates delivery	\$699.70
DD3635.1	07/09/2020	Power ICT Pty Ltd	Messages on hold - September 2020	\$75.90
DD3637.1	30/09/2020	NAB	Account Fees A.K.F 30 September 2020	\$379.12
DD3639.1	28/09/2020	NAB	Nab Connect Fees - 28 September -	\$29.99
DD3641.1	01/09/2020	NAB	Merchant Fees - 1 September -7132994 -	\$475.66
DD3643.1	02/09/2020	NAB	August Credit Card	193.10
				<u>\$48,383.21</u>

**Shire of Menzies
Payments for the Month of September 2020**

\$(0.00)

Shire of Menzies
Payments for the Month of September 2020

Chq/EFT	Date	Name	Description	Amount
EFT5369	01/09/2020	Ponton Minerals Pty Ltd	Rates refund for dead tenements	\$488.26
EFT5370	01/09/2020	Nullarbor Transport	GST not charged on original invoice	\$5,360.59
EFT5371	01/09/2020	Coolgardie Tyre Service	1x loader tyre	\$4,070.00
EFT5372	01/09/2020	Emygor Services	Plumbing Caravan Park	\$528.00
EFT5373	01/09/2020	ITR Pacific Pty Ltd	Cutting edges and bolts	\$1,486.58
EFT5374	01/09/2020	Ivan Wells	Refund Housing Bond, reimburse for purchases for Shire	\$207.90
EFT5375	01/09/2020	Kalgoorlie Case & Drill Pty Ltd	Makita 180mm 7IN Angle Grinder 2400W	\$450.29
EFT5376	01/09/2020	Bruce Robert Legendre	Rates refund for dead tenements	\$477.58
EFT5377	01/09/2020	Maria Resources Pty Ltd	Rates refund for dead tenements	\$2,340.98
EFT5378	01/09/2020	Hermann Friederich Reif	Rates refund for dead tenements	\$80.00
EFT5379	01/09/2020	Paul Jeffrey Shipard	Rates refund for assessment paid twice.	\$605.34
EFT5380	01/09/2020	Rosemary Moore	Refund part of rental fee for chalet as approved by CEO	\$100.00
EFT5381	01/09/2020	Boulder Parts and Towing	Excess charge on Insurance Claim	\$300.00
EFT5382	01/09/2020	Bunnings	Garden and Potting mix, plants, mallets	\$145.28
EFT5383	01/09/2020	Toll Transport Pty Ltd	Delivery of stationery	\$36.96
EFT5384	01/09/2020	Cybersecure	Backup subscription - 4 August 2020	\$259.88
EFT5385	01/09/2020	Jillian Dwyer	Furnishings for Caravan park Cabins	\$415.28
EFT5386	01/09/2020	Goldline Distributors	Cleaning Supplies	\$233.80
EFT5387	01/09/2020	Harvey Norman Electrical - Computers	Smart TV - Caravan Park Cabin	\$995.00
EFT5388	01/09/2020	IT Vision	Rates Billing and termination calculation	\$4,262.50
EFT5389	01/09/2020	JR & A Hersey	Depot/Worshop Consumables	\$1,341.08
EFT5390	01/09/2020	Grand Hotel Kookynie	Catering - WALGA Visit - Thurs, 20 August 2020	\$80.00
EFT5391	01/09/2020	LO-Go Appointments	Temp Employment Executive Assistant position	\$2,881.89
EFT5392	01/09/2020	Shire of Menzies Social Club	Payroll deductions	\$90.00
EFT5393	01/09/2020	Netlogic Information Technology	IT Support	\$1,504.00
EFT5394	01/09/2020	Office National	Stationery	\$355.87
EFT5395	01/09/2020	The West Australian	Advertising of Council Meeting dates for 2020/2021	\$734.00
EFT5396	10/09/2020	Tradelink Pty Limited	Plumbing Supplies	\$1,535.43
EFT5397	10/09/2020	3E Advantage	Copier charges , Smartboard rental	\$3,463.55
EFT5398	10/09/2020	Piccadilly Butchers	Food for Youth Centre	\$92.60
EFT5399	10/09/2020	Nexus Minerals Limited	Rates refund for dead tenements.	\$310.59
EFT5400	10/09/2020	NGE Earthmoving Transport	Contract Grading	\$40,425.00
EFT5401	10/09/2020	Nullarbor Transport	Contract Grading	\$6,329.51
EFT5402	10/09/2020	Brooks Hire Service Pty Ltd	Hire of excavator to remove old grids	\$1,953.60
EFT5403	10/09/2020	Desert Gem	Childrens books for resale	\$200.00
EFT5404	10/09/2020	Visage Productions	50% deposit for 1 Man & A Bike television series.	\$5,500.00
EFT5405	10/09/2020	Outback Grave Markers	To investigate outback graves, produce and install plaques in Menzies Shire	\$25,000.00
EFT5406	10/09/2020	ModularWA	Claim on new house	\$65,810.00
EFT5407	10/09/2020	LG Best Practices	Contract Deputy CEO to 31 August 2020	\$13,626.26
EFT5408	10/09/2020	Eastgold Dairy Distributors	5 September 2020 delivered to Menzies Hotel	\$228.45
EFT5409	10/09/2020	Australian Communications & Media Auth	Licence 1954424/1 - Callsign SBS41 - Renew licence	\$180.00
EFT5410	10/09/2020	Air Liquide Australia Ltd	Cylinder Rental 01/08/2020 to 31/08/2020	\$28.16
EFT5411	10/09/2020	Bunnings	Hose & Sealant, screen door locks, retic, etc	\$1,089.45
EFT5412	10/09/2020	C Direct	Pre-Paid mobile credit for resale	\$1,900.80
EFT5413	10/09/2020	Toll Transport Pty Ltd	Freight	\$195.83
EFT5414	10/09/2020	Cybersecure	Backup subscription - 2 September 2020	\$259.88
EFT5415	10/09/2020	Daphne's Florist	Floral Tribute to Blizzard Family	\$1,100.00
EFT5416	10/09/2020	Eagle Petroleum (W.A) Pty Ltd	Bulk Fuel Delivery 02/09/2020 7000L \$1.109/L ex gst	\$8,539.30
EFT5417	10/09/2020	Department of Fire And Emergency Services	2020/21 ESL Quarter 1 - Contribution	\$15,246.00
EFT5418	10/09/2020	Goldline Distributors	Goods on consignment for Menzies Hotel 1 Sept 2020	\$610.18
EFT5419	10/09/2020	Goldrush Tours	Bus tickets sold on consignment	\$91.80
EFT5420	10/09/2020	Grand Hotel Kookynie	Catering for Council meeting 27 August 2020	\$80.00
EFT5421	10/09/2020	Kalgoorlie Precast Concrete	2x Septic Tanks with Base, retainer wall posts, tank lids	\$7,418.40
EFT5422	10/09/2020	Landgate	Mining Tenement Schedule M2020/8	\$106.60
EFT5423	10/09/2020	LO-Go Appointments	Temp employment - Executive Assistant position	\$5,631.99
EFT5424	10/09/2020	Mcleods Barristers & Solicitors	Advice - Cattle grids on local roads and Governance	\$17,178.77
EFT5425	10/09/2020	Shire of Menzies Social Club	Payroll deductions	\$80.00
EFT5426	10/09/2020	Metrocount	Repair Metro Count	\$336.60
EFT5427	10/09/2020	Office National	Travel Component of Copier Service , Stationery	\$243.69
EFT5428	10/09/2020	Kalgoorlie Retravision	Furniture for Caravan Park Cabins	\$9,381.80
EFT5429	10/09/2020	Squire Patton Boggs	Wathing Brief - LG Native Title Claims	\$181.50
EFT5430	10/09/2020	Moore Stephens	Budget 2020-21 Statutory Format, assist DCEO	\$11,704.00
EFT5431	10/09/2020	Verlinden's Electrical Service	Connect Ablution at Truck Bay install exhaust fan and repair lights, washing machine	\$3,666.30
EFT5432	21/09/2020	Canine Control	Ranger Services - 7 September 2020	-\$1,600.50

Shire of Menzies
Payments for the Month of September 2020

EFT5433	21/09/2020	Leonora Pharmacy	August pharmacy items on consignment	\$795.17
EFT5434	21/09/2020	Moki International Pty Ltd	Phones, headphones etc for resale	\$161.88
EFT5435	21/09/2020	Domeselter Australia	30% Deposit - dome shelter quote11748/2	\$6,573.93
EFT5436	21/09/2020	Cynthia Taylor	Convert to cash bi-annual air fare to Perth as per contract	\$566.01
EFT5437	21/09/2020	Coolgardie Tyre Service	Tyres - PO225 and PO206	\$2,662.00
EFT5438	21/09/2020	Emygor Services	Supply and connect 2 x Hot water unit at Caravan Park cabins	\$6,818.90
EFT5439	21/09/2020	Pascoe Durtanovich	Mob and Demob, ACEO duties, reimburse purchases	\$30,983.19
EFT5440	21/09/2020	HWS Specialised Services	Balance of Landscaping Shire office as per quote	\$18,667.00
EFT5441	21/09/2020	Eastgold Dairy Distributors	12 September 2020 delivered to Menzies Hotel	\$239.45
EFT5442	21/09/2020	Perth Laundry Equipment	Speed Queen coin operated stacked washer dryer	\$5,720.00
EFT5443	21/09/2020	Edwin Walter Piper	Mobilisation to Menzies for Acting CEO as agreed	\$866.73
EFT5444	21/09/2020	Ian Baird	Travel for OCM August 2020	\$1,544.56
EFT5445	21/09/2020	Construction Training Fund (B C I T F)	Fees Collected for Building Permits	\$531.75
EFT5446	21/09/2020	Bunnings	sleepers and post for new grass area outside office	\$330.98
EFT5447	21/09/2020	Cazaly Resources Limited	Rates refund for dead tenements	\$1,579.66
EFT5448	21/09/2020	Toll Transport Pty Ltd	Admin Freight	\$29.58
EFT5449	21/09/2020	Goldfields Pest Control	2x20l drums of weed control	\$440.00
EFT5450	21/09/2020	Harvey Norman Electrical - Computers	2 x 2767H Bissel Crosswave Max Professional	\$858.00
EFT5451	21/09/2020	Local Government Supervisors Association	2 x attend LGSA conference	\$1,859.00
EFT5452	21/09/2020	LO-Go Appointments	Temporary Executive Assistant - W/E 12 September 2020	\$5,023.38
EFT5453	21/09/2020	MLG OZ Pty Ltd	Supply 109.30 tonne of cracker dust to lay down area	\$4,027.71
EFT5454	21/09/2020	Moore Stephens	Share of Travel Expensesfor 2019 - 2020 in Relation to Group Compliance Services	\$2,910.86
EFT5455	21/09/2020	Paul Warner	Refund of Internet subscription as per contract	\$69.95
				<u>\$371,216.29</u>

12.1.4 MONTHLY INVESTMENT REPORT AUGUST 2020

LOCATION:	Shire of Menzies
APPLICANT:	Shire of Menzies
DOCUMENT REF:	As Applicable
DISCLOSURE OF INTEREST:	Nil
DATE:	18 September 2020
AUTHOR:	Rhona Hawkins Executive Consultant
ATTACHMENT:	Nil

IN BRIEF:

This item recommends Council receives the investment report for the month of August 2020.

BACKGROUND:

The Chief Executive Officer is delegated authority to invest funds into interest bearing accounts under Delegation 2.5 – Investment of Surplus Funds.

COMMENT:

Below are the current investments for the Shire of Menzies as at 31/08/2020.

INSTITUTION / ACCOUNT TYPE	SUM	TERM	DATE OF MATURITY	INTEREST RATE	RISK ASSESMENT
NAB – Reserve Term Deposit *6210	\$3,254,209.54	90 Days	08/10/2020	0.75%	Medium
NAB – Reserve Term Deposit – *6410	\$8,500,000.00	90 Days	23/10/2020	0.85%	Medium
NAB – Reserve Maximiser account	\$102,221.24	Open	Open		Medium

At the time of preparing the report I was unable to confirm the rollover amount for the Reserve Term Deposit ending in *6210. An updated report will be tabled at the meeting.

CONSULTATION:

Nil

STATUTORY ENVIRONMENT

Local Government Act

- 2.7 (2) Without limiting subsection (1), the council is to —
- (a) oversee the allocation of the local government's finances and resources; and
 - (b) determine the local government's policies.

3.1. General function

- (1) The general function of a local government is to provide for the good government of persons in its district.

6.14 Power to invest

Local Government (Administration) Regulations

19C. Investment of money, restrictions on (Act s. 6.14(2)(a))

- (1) In this regulation —
authorised institution means —
 - (a) an authorised deposit-taking institution as defined in the *Banking Act 1959* (Commonwealth) section 5; or
 - (b) the Western Australian Treasury Corporation established by the *Western Australian Treasury Corporation Act 1986*;
- (2) When investing money under section 6.14(1), a local government may not do any of the following —
 - (a) deposit with an institution except an authorised institution;
 - (b) deposit for a fixed term of more than 3 years;
 - (c) invest in bonds that are not guaranteed by the Commonwealth Government, or a State or Territory government;
 - (d) invest in bonds with a term to maturity of more than 3 years;
 - (e) invest in a foreign currency.

POLICY IMPLICATIONS:

Council Policy 4.9 - Investments

Delegation 2.5 – Investment of Surplus Funds

FINANCIAL IMPLICATIONS:

Nil

RISK ASSESSMENT:

Risk Statement	Level of Risk	Risk Mitigation Strategy
<p>There is always a certain risk in investment of funds as banking institutions are no longer the stable and unfailing institutions they once were.</p> <p>The proposal is to closely manage the Shire's investments and avoid the possibility of loss on the investment.</p> <p>At the same time this proposal still seeks the safest and not necessarily the most profitable return on investments</p>	<p>Medium</p>	<p>Close management of investment.</p> <p>Close attention to financial markets and information.</p> <p>Diversity of investments as much as possible.</p>

STRATEGIC IMPLICATIONS:*14.3 Active civic leadership achieved*

- Regularly monitor and report on the Shire's activities, budgets, plans and performance.

VOTING REQUIREMENTS:

Simple majority.

OFFICERS RECOMMENDATION:

That Council receives the investment report for the month of August 2020.

COUNCIL DECISION:**COUNCIL RESOLUTION:****No. 2005****MOVED: Cr J Lee****SECONDED: Cr V Ashwin**

That Council receives the investment report for the month of August 2020.

Carried 5/0

12.1.5 MONTHLY INVESTMENT REPORT SEPTEMBER 2020

LOCATION:	Shire of Menzies
APPLICANT:	Shire of Menzies
DOCUMENT REF:	As Applicable
DISCLOSURE OF INTEREST:	Nil
DATE:	10 October 2020
AUTHOR:	Rhona Hawkins Executive Consultant
ATTACHMENT:	Nil

IN BRIEF:

This item recommends Council receives the investment report for the month of September 2020.

BACKGROUND:

The Chief Executive Officer has delegated authority to invest funds into interest bearing accounts under Delegation 2.5 – Investment of Surplus Funds.

COMMENT:

Below are the current investments for the Shire of Menzies as at 30/09/2020.

INSTITUTION / ACCOUNT TYPE	SUM	TERM	DATE OF MATURITY	INTEREST RATE	RISK ASSESMENT
NAB – Reserve Term Deposit *6210	\$3,263,998.91	90 Days	06/10/2020	0.75%	Medium
NAB – Reserve Term Deposit – *6410	\$8,500,000.00	90 Days	23/10/2020	0.85%	Medium
NAB – Muni TD *2057	\$1,000,000	90 Days	02/12/2020	.70%	Medium
NAB – Muni TD *2067	\$1,000,000	90 Days	21/12/2020	.70%	Medium
NAB – Muni TD *6491	\$500,000	90 Days	21/12/2020	.70%	Medium
NAB – Reserve Maximiser account	\$29,468.78	Open	Open		Medium

CONSULTATION:

Nil

STATUTORY ENVIRONMENT

Local Government Act

- 2.7 (2) Without limiting subsection (1), the council is to —
- (a) oversee the allocation of the local government's finances and resources; and
 - (b) determine the local government's policies.

3.1. General function

- (1) The general function of a local government is to provide for the good government of persons in its district.

6.14 Power to invest

Local Government (Administration) Regulations

19C. Investment of money, restrictions on (Act s. 6.14(2)(a))

- (1) In this regulation —
authorised institution means —
 - (a) an authorised deposit-taking institution as defined in the *Banking Act 1959* (Commonwealth) section 5; or
 - (b) the Western Australian Treasury Corporation established by the *Western Australian Treasury Corporation Act 1986*;
- (2) When investing money under section 6.14(1), a local government may not do any of the following —
 - (a) deposit with an institution except an authorised institution;
 - (b) deposit for a fixed term of more than 3 years;
 - (c) invest in bonds that are not guaranteed by the Commonwealth Government, or a State or Territory government;
 - (d) invest in bonds with a term to maturity of more than 3 years;
 - (e) invest in a foreign currency.

POLICY IMPLICATIONS:

Council Policy 4.9 - Investments

Delegation 2.5 – Investment of Surplus Funds

FINANCIAL IMPLICATIONS:

Nil

RISK ASSESSMENT:

Risk Statement	Level of Risk	Risk Mitigation Strategy
<p>There is always a certain risk in investment of funds as banking institutions are no longer the stable and unfailing institutions they once were.</p> <p>The proposal is to closely manage the Shire's investments and avoid the possibility of loss on the investment.</p> <p>At the same time this proposal still seeks the safest and not necessarily the most profitable return on investments</p>	<p>Medium</p>	<p>Close management of investment.</p> <p>Close attention to financial markets and information.</p> <p>Diversity of investments as much as possible.</p>

STRATEGIC IMPLICATIONS:*14.3 Active civic leadership achieved*

- Regularly monitor and report on the Shire's activities, budgets, plans and performance.

VOTING REQUIREMENTS:

Simple majority.

OFFICERS RECOMMENDATION:

That Council receives the investment report for the month of September 2020.

COUNCIL DECISION:**COUNCIL RESOLUTION:****No. 2006****MOVED: Cr K Mader****SECONDED: Cr I Baird**

That Council receives the investment report for the month of September 2020.

Carried 5/0

12.1.6 ACTIONS AGAINST LAND FOR UNPAID RATES SEPTEMBER 2020

LOCATION:	Shire of Menzies
APPLICANT:	Shire of Menzies
DOCUMENT REF:	As Applicable
DISCLOSURE OF INTEREST:	Nil
DATE:	12 October 2020
AUTHOR:	Niel Mitchell, Consultant
ATTACHMENT:	Yes – Lots to transfer to the Crown (updated)

All five (5) Councillors present supported the consideration of the revocation motion.

SUMMARY

This item reconsiders previous resolutions of Council and recommends alternative actions to be taken against various properties for non-payment of rates.

BACKGROUND

The Local Government Act 1995 provides for a number of options for the recovery of rates if reminders and usual debt recovery actions have not been successful in accordance with the Local Government Act s.6.55 and 6.56.

Privately held land is rateable property, and where rates are not paid, a range of remedies is available to the local government to attempt recovery as a debt, subject to various conditions that must be met. These range from reminders, to debt collection, legal action and ultimately, seizure of the land and sale or transfer to the Crown or Shire.

In May 2020, 52 lots were identified within the townsites of Menzies and Kookynie as having rates unpaid for in excess of 3 years. Repeated attempts to recover the debts or to contact the owners had not been successful. Since that time, several lots have had owners come forward or located. In accordance with the requirements of the Act, actions against these lots will be discontinued.

As previously advised, similar action was initiated some years ago, however a number of assessments did not have the processes completed. To avoid complications, it is proposed that action on these lots be recommenced.

However, recent discussions with the Dept of Local Government revealed that the wrong provision of the Act had been relied on when making recommendations to Council in May 2020.

The provision relied was section 6.64, which in summary –

- s.6.64 - power to lease, sell, transfer to the Crown or Shire, and the actions to be taken –
 - lease – owner can pay any outstanding debts and claim all income any time within 12 years

- sell – a better option than leasing as it avoids potential future re-claiming of the land, but the demand for land is may be very low, and it is difficult to control who buys (sell by auction or tender)
- transfer to State – non-rateable, able to sell at any time
- transfer to Shire – non-rateable, Shire can sell at any time and can accept a loss if considered in the long term benefit of the community

The effect of this section is not to enable action to be initiated against the land, but is more to set the parameters of circumstances in which other sections of the Act may be used –

- s.6.73 – if sold or transferred to State or Shire, all State and Shire costs/debts are discharged
- s.6.74 – power to have land revested in the Crown if rates in arrears for 3 years
- s.6.75 – process for land which is to be transferred to the Shire applicable is detailed in Sch 6.3, with other provisions apply to leases or sale of land
- Sch 6.3(8) – details the transfer process required

Currently, lots remaining with unpaid rates for more than 3 years are –

	Menzies townsite	Kookynie townsite
Number of assessments	45	4
No. of lots to transfer to the Crown	45	4
No. of lots to transfer to Shire	0	0
Total value of rates outstanding	\$ 178,656.64	\$ 18,632.64

COMMENT

Despite a number of assessments being resolved, the likely demand for land to lease or purchase in the townsites of Menzies and Kookynie, it is considered that lease or sale by public auction remain low probability outcomes.

Following the advice of the Department, it is considered that the best option for Council to resolve the issues surrounding these lots is to transfer all lots to the Crown under section 6.74. The advice of the Department is that for land to be transferred directly to the Shire, the Shire will have had to have had possession of the land for 12 years. It is this requirement for possession for 12 years that was creating issues with interpreting the legislation and the wording of s.6.64.

Accordingly, it is suggested that Council –

- revoke Resolution 1869 of the Council meeting held 28 May 2020; and
- resolve to have all lots revested in the Crown under Local Government Act s.6.74.

Although the preparation work is largely complete, formal processes have not commenced as notice under the Act must be given to the owners of the intended action to be taken.

The Act requires a notice to be given to the owners at their last known address, notices to be placed on the land etc. The owners are able to object to the proposed actions within 30 days; and Council must consider any objections prior to continuing actions.

Once revested in the Crown, interested persons will be able to pursue purchase of any of the lots through Landgate.

CONSULTATION

Dept of Local Government, Sport and Cultural Industries

Carol McAllan, Finance Officer

STATUTORY ENVIRONMENT

Local Government Act 1995 –

- *s.6.64 – power to lease, sell, or transfer to State or Shire*
- *s.6.72 – title to the land transferred*
- *s.6.73 – discharge of liabilities on sale or transfer of land*
- *s.6.74 – power to revest land in the State*
- *s.6.75 – land to be transferred to Shire*
- *Schedule 6.3 – provisions relating to sale or transfer of land where rates etc are unpaid*

Local Government (Financial Management) Regulations 1996 –

- *regs 72 to 75 and 78 – various forms of notices required by the Act to be given to owner, placed on the land etc*
- *reg 77 – requirement to advise owners (to last known address) and publish intent in the Government Gazette*

POLICY IMPLICATIONS

4.6 – Debt Recovery – Outstanding Rates and Sundry Debtors

FINANCIAL IMPLICATIONS

Costs of advertising, production of notices etc

Cost of lodgement of forms, discharge of memorials on titles etc

Eventual write off of outstanding rates totalling \$197,289.28 as at 25 September 2020

RISK ASSESSMENT

Risk Statement	Level of Risk	Risk Mitigation Strategy
Continued distortion of rate debtors outstanding in financial statements and budgets	High	Transfer of land to the Crown or Shire, resulting in write-off of rates and charges

Continued distortion of financial ratios in mandatory reporting	High	Transfer of land to the Crown or Shire, resulting in write-off of rates and charges
---	------	---

STRATEGIC IMPLICATIONS

14.3 Active civic leadership achieved

- Regularly monitor and report on the Shire's activities, budgets, plans and performance.

VOTING REQUIREMENTS

Absolute majority

OFFICERS RECOMMENDATION 1

That Council revoke Resolution 1869 made 28 May 2020.

COUNCIL DECISION

COUNCIL RESOLUTION:	No. 2007
----------------------------	-----------------

MOVED: Cr J Lee

SECONDED: Cr V Ashwin

That Council revoke Resolution 1869 made 28 May 2020.

Carried 5 / 0

VOTING REQUIREMENTS

Simple majority

OFFICERS RECOMMENDATION 2

That Council proceed with action under section 6.74 of the Local Government Act and Financial Management Regulations to have revested in the Crown, the lots identified in Attachment A having outstanding rates for a period of more than 3 years and totalling \$197,289.28 as at 25 September 2020.

COUNCIL DECISION

COUNCIL RESOLUTION:

No. 2008

MOVED: Cr J Lee

SECONDED: Cr K Mader

That the matter be laid on the table and presented to the next meeting of Council with detail, location, scheme rights and planning use of each lot.

Carried 5 / 0

ATTACHMENT - Lots to transfer to Crown for unpaid rates

Asst No.	Surname/s	Initials	Certificate of Title Number	Amount O/S - Menzies	Amount O/S - Kookynie	Street No.	Lot No.	Address	Rate category
A1397	Blackman	RM	146/57	1870.34			740 740	LOT 740 REID STREET 740 740 MENZIES WA 6436	GRV - VACANT
A1443	Grant	CG	89/2	6615.37	28	2		28 BROWN STREET MENZIES WA 6436	GRV - VACANT
A1444	Grant	CG	236/75A	6615.37	26	3		26 BROWN STREET MENZIES WA 6436	GRV - VACANT
A1445	Grant	CG	236/75A	6615.37	24	4		24 BROWN STREET MENZIES WA 6436	GRV - VACANT
A1446	Grant	CG	236/76A	6615.37	22	5		22 BROWN STREET MENZIES WA 6436	GRV - VACANT
A1447	Grant	CG	101/124	6615.37	20	6		20 BROWN STREET MENZIES WA 6436	GRV - VACANT
A1448	Grant	CG	134/105	6615.37	18	7		18 BROWN STREET MENZIES WA 6436	GRV - VACANT
A1517	Hannah Hamilton	TH J	211/44	7075.53	82	888		82 WALSH STREET MENZIES WA 6436	GRV - VACANT
A1557	Stacy Liso	DA E	405/129	2988.94	65	296		65 GREGORY STREET MENZIES WA 6436	GRV - VACANT
A1567	Webster	JS	392/98	3102.42	80	334		80 WEBB STREET MENZIES WA 6436	GRV - VACANT
A1568	Brown Brown	R JC	306/38	6161.24	82	263		82 WEBB STREET MENZIES WA 6436	GRV - VACANT
A1569	Brown Brown	R JC	392/195	6161.24	84	264		84 WEBB STREET MENZIES WA 6436	GRV - VACANT
A1574	Schmidt	E	394/179	3102.42	102	205		102 WEBB STREET MENZIES WA 6436	GRV - VACANT
A1576	Coniglio	H	386/86	4966.71			106	106 WEBB STREET MENZIES WA 6436	GRV-VACANT
A1577	Hodnett	O	364/111	2495.69	99	273		99 WEBB STREET MENZIES WA 6436	GRV - VACANT
A1578	Giffin	MG	173/156	5845.26	97	274		97 WEBB STREET MENZIES WA 6436	GRV - VACANT
A1579	Rowley	BN	211/84	1870.34	91	277		91 WEBB STREET MENZIES WA 6436	GRV - VACANT
A1594	Coniglio	H	219/86	4866.71			90	90 JOWETT STREET MENZIES WA 6436	GRV-VACANT
A1596	O'Brien	DJ	199/196	6314.55	100	252		100 JOWETT STREET MENZIES WA 6436	GRV - VACANT
A1597	Coniglio	H	403/57	3799.95			104	104 JOWETT STREET MENZIES WA 6436	GRV-VACANT
A1602	Coniglio	H	394/31	4857.59			101	101 JOWETT STREET MENZIES WA 6436	GRV-VACANT
A1610	Butler	EJ	2105/79	1870.34	21	549		21 SHERIDAN STREET MENZIES WA 6436	GRV - VACANT
A1615	Petkovich	JN	2120/254	4144.21	33	555		33 SHERIDAN STREET MENZIES WA 6436	GRV - VACANT
A1626	Bowman Derrick	JS RA	2090/60	4745.46	90	566		UNIT 90 SUITER STREET MENZIES WA 6436	GRV - VACANT
A1637	Morrison Wells	P AM	2120/248	9510.80	97	577		97 SUITER STREET MENZIES WA 6436	GRV-VACANT
A1641	Pieri	P	2090/59	6529.80	36	581		36 BALLARD STREET MENZIES WA 6436	GRV - VACANT
A1642	Dewar	P	2128/313	11666.48	34	582		34 BALLARD STREET MENZIES WA 6436	GRV-VACANT
A1643	Boldrose Pty Ltd		2058/77	4718.33	32	583		UNIT 32 BALLARD STREET MENZIES WA 6436	GRV - VACANT
A1648	Eminoski	S	2118/546	5368.66	46	648		46 BALLARD STREET MENZIES WA 6436	GRV - VACANT
A1660	Abdi Abdi	SM F	2111/113	2749.45	111	660		111 SUITER STREET MENZIES WA 6436	GRV - VACANT
A1665	Higgins Higgins	JM GH	2123/493	6520.40	101	665		101 SUITER STREET MENZIES.WA.6436	GRV-VACANT
A1671	Higgins	SR	2123/489	7512.80	116	671		116 SUITER STREET MENZIES WA 6436	GRV-VACANT
A1677	Arnica Holdings Pty Ltd		2075/413	4114.16	57	677		57 SHERIDAN STREET MENZIES WA 6436	GRV - VACANT
A1678	Strowse	R	2075/412	10362.74	55	678		55 SHERIDAN STREET MENZIES WA 6436	GRV-VACANT
A1680	Higgins Higgins	SR JA	2123/490	7753.65	51	680		51 SHERIDAN STREET MENZIES WA 6436	GRV-VACANT
A1682	Smith	PG	2094/373	3344.51	47	682		47 SHERIDAN STREET MENZIES WA 6436	GRV - VACANT

A1688	Davey	GE	2063/981	9599.03	46	688	UNIT 46 SHERIDAN STREET MENZIES WA 6436	GRV - VACANT
A1694	Simpson	H	2149/466	4738.61	58	694	58 SHERIDAN STREET MENZIES WA 6436	GRV - VACANT
A1696	Miller	GJ	2040/885	4146.97	59	696	59 NIMROD STREET WA 6436	MENZIES GRV - VACANT
A1704	Valuri	A	2079/48	2491.33	43	704	43 NIMROD STREET WA 6436	MENZIES GRV - VACANT
A1705	Valuri	A	2079/49	2491.33	41	705	41 NIMROD STREET WA 6436	MENZIES GRV - VACANT
A1721	Beaumaster	SD	208/125	2992.23	54	706	54 MAHON STREET WA 6436	MENZIES GRV - VACANT
A1722	Beaumaster	SD	1044/679	2992.23	52	707	52 MAHON STREET WA 6436	MENZIES GRV - VACANT
A1861	Rea	RJ	2606/285		4853.55	L100	L100 Cumberland Street KOOKYNI WA 6431	100 UV - OTHER
A1892	Turner	BJ	262/198		6302.90	33	33 Peers Street WA 6431	KOOKYNI UV - OTHER
A4175	Marquis Lane	V JE	1061/385	5555.34	12	56	12 REID STREET WA 6436	MENZIES GRV - VACANT
A4925	Trevenen	WA	314/153		3877.18	54	54 CUMBERLAND STREET KOOKYNI WA 6431	352 UV - OTHER
A4926	Steinberg	J	309/121		3599.01	54	54 CUMBERLAND STREET KOOKYNI WA 6431	353 UV - OTHER
A8005	Caldwell	JA	85/20	893.50	33	87	33 REID STREET WA 6436	MENZIES NON- RATEABLE

\$ 178,656.64 \$ 18,632.64

\$ 197,289.28

12.2.1 WORKS REPORT FOR THE PERIOD SEPTEMBER 2020

LOCATION:	Shire of Menzies
APPLICANT:	Shire of Menzies
DOCUMENT REF:	As Applicable
DISCLOSURE OF INTEREST:	Nil
DATE:	20 October 2020
AUTHOR:	Paul Warner Works Supervisor
ATTACHMENT:	Yes - Grid Report

IN BRIEF:

That Council receive the Works Supervisor's report for the month of September 2020.

BACKGROUND:

The Shire manages the Works section with a permanent staff of a Works Supervisor, and 4.5 full time equivalent workers. Additional resources are contracted as required.

COMMENT:

- General cleaning of townsite.
- Work at side of office finished.
- The Shire grader is currently grading Menzies North West road, Mike Westbrook is on 2 week break then will go back and finish then start on Menzies Evanston Road
- The Contractor grader is grading Kookynie/Yarri Road.
- Footings for new house were done, new house arrived 07/10/2020.
- Awaiting plumbers to fit new septic at truck bay, paperwork put in for water connection.
- Dead Tree at Kookynie roundabout removed, new signs ordered.
- Floodways cleared of bushes on Kookynie road, white post put in.
- New replacement light erected at village.
- Road diversion at Riverina has been cleared work is progressing well.
- Attended RRG meeting with ACEO Eddie Piper.
- Grid report for dangerous grids on Yarri Road, report is attached. There will be a more updated grid report coming soon
- Water park is ready for testing and should be open soon.
- Pest control on offices and housing done.

Workshop:

Po 221 Mack Superliner 20000 km service done.

Po 224-new rear light fitted, and hydraulic lines replaced.

P0188- 250 hr. service, new seal replaced in blade slide ram, new seal in transmission yolk.

P0 233 40000 km service

P0 235 15000 km service

Building:

New lock and keys replaced at cabins A, B now on master key system.
Went through toilet blocks A and B in caravan park, fixed hand towels holders, leaking toilets.
Organized backflow prevention valves at caravan park.
Replaced cistern at toilet block at oval.
Installed new washing machine and dryer at caravan park.
Replaced toilet door latch at Kookynie public toilet.
Repaired doors at 29 a Shenton St.
Repairs 12a Walsh St.

General notes:

Ora Banda Mining have asked if they can put a pipeline from Lady Glady's mine along the edge of the clearing on the road reserve to the new mine at Riverina they will have soak pits and standpipes for road watering along the road as they don't want to clear more vegetation to put pipeline in.

Grid report has been started.

CONSULTATION:

Nil.

STATUTORY ENVIRONMENT:

Nil.

POLICY IMPLICATIONS:

Nil.

FINANCIAL IMPLICATIONS:

Nil.

RISK ASSESSMENT:

No Risk Assessment has been undertaken relating to this item.

STRATEGIC IMPLICATIONS:

14.1 Sustainable local economy encouraged

- The acquisition of appropriate resources to assist with economic and tourism planning and development.

14.2 Strong sense of community maintained

- Our community will be cohesive, inclusive and interactive, where people feel safe, are welcomed and can live comfortably.

- Our community will value each other, building relationships and networks to interact, socialise and for recreation.
- Our community will have access to all necessary service requirements.
- The Shire to review disability access throughout the Shire of Menzies.

14.3 Active civic leadership achieved

- Where possible, support opportunities to build the capacity of the community within the Shire of Menzies.
- Regularly monitor and report on the Shire's activities, budgets, plans and performance.
- Continue to engage with our community, to advocate on behalf of our community, to be accountable and to manage within our governance and legislative framework.
- Continue to participate in regional activities to the benefit of our community.

14.4 Heritage & Natural assets conserved

- Heritage and cultural places and items will be protected.
- A strengthening of our cultural and heritage awareness and values.

VOTING REQUIREMENTS:

Simple majority.

OFFICER RECOMMENDATION TO BE DEBATED AND RESOLVED BY COUNCIL:

1. That Council receive the Works Supervisor's Report for the month of September 2020 and;
2. Authorise the A/CEO to approve the request by Ora Banda Mining to place a pipeline from Lady Gladys Mine along the edge of the clearing of the road reserve to the new mine at Riverina.

COUNCIL DECISION:

COUNCIL RESOLUTION:	No. 2009
----------------------------	-----------------

MOVED: Cr V Ashwin

SECONDED: Cr K Mader

That Council receive the Works Supervisor's Report for the month of September 2020

Carried 5 / 0

Reason to change to Officer Recommendation

Councillors require the Works Supervisor provide more information and that Ora Banda Mining make their request in writing.

Grid Report

The two grids heading north on the Yarri Road the first one was at 37.5 km and the second one at 46 km , old grid's that had no fences attached and was covered with a large mound of dirt which was eroded away resulting in the cement and reo bar and the pipe which was exposed causing a serious hazard . it was brought to my attention from a traveller who passed us on the Pianto Road , so I went there to investigate it and as we were not far and had the excavator on we went and removed them and took away any chance of any damage or accidents to road users. I did bring this to Pasco's attention after the first day out there.


On the 12/10/2020 I travelled along the Yarri Road to the Saracen Haul Road the grid before the haul road has broken and rusted bars which needs to be replaced and dug out or a new grid.


On the same day and further up the Mount Celia Road at 6 km mark at Lake Raeside crossing , the cement around the steel has eroded away exposing the reo bar resulting in traffic bouncing over the grid which could result in a vehicle losing control. This grid width is only 6 metres and does not comply with our grid policy.

The next grid is at 29km mark and it is the Edjudina / mt Celia boundary, this grid is also 6 metres wide and rusting away at the ends and middle and is full of dirt resulting in cattle walking from one property to another.


I have photos attached

south side saracen hall rd





south side saracene hall rd



south side saracen hall rd

SLK

+5.98

Road Number
6090028

Cway
Single

Road Name
Mount Celia Rd

LAKE RAESIDE

LGA

Menzies

Region


Goldfields - Esperance

Speed km/h

1


Bearing

N



lake raeside

lake raeside



lake raeside

SLK

+28.79

Road Number

6090028

Cway

Single

Road Name

Mount Celia Rd

edjudina-mt celia road

LGA

Menzies

Region

Goldfields - Esperance


Speed km/h

13


Bearing

NNW

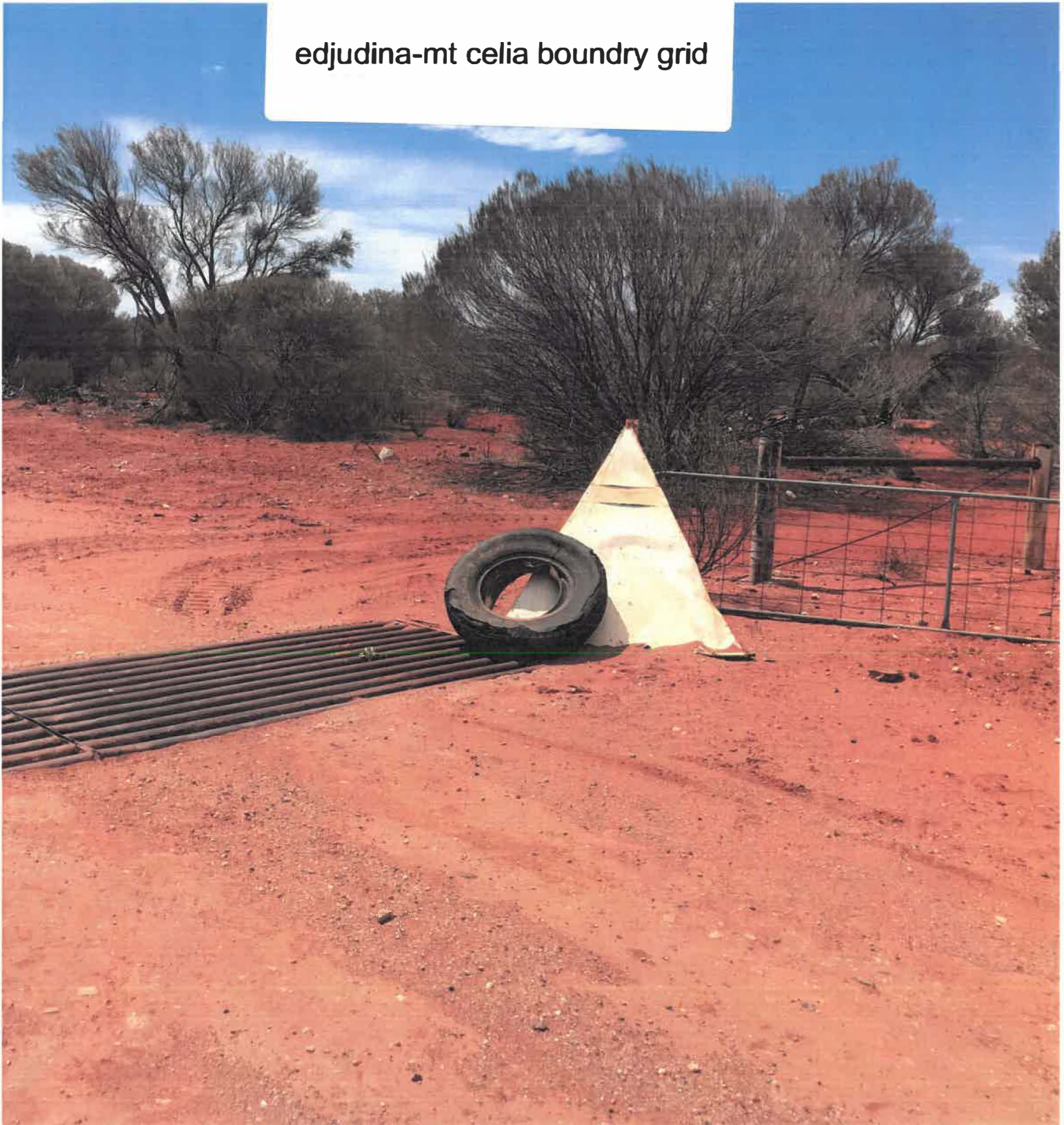
edjudina-mt celia boundry grid



edjudina-mt celial boundry grid




edjudina-mt celia boundry grid






edjudina-mt celia boundry grid

Mt celia
boundry
Grid.



edjudina-mt celia boundry grid



12.3.1 HEALTH AND BUILDING REPORT FOR THE PERIOD SEPTEMBER 2020

LOCATION:	Shire of Menzies
APPLICANT:	Shire of Menzies
DOCUMENT REF:	As Applicable
DISCLOSURE OF INTEREST:	Nil
DATE:	17/10/2020
AUTHOR:	David Hadden Environmental Health Officer / Building Surveyor
ATTACHMENT/S:	Nil

IN BRIEF:

That Council receive the report of the Environmental Health Officer / Building Surveyor for the month of September 2020.

BACKGROUND:

This report is for the information of Council. It identifies matters addressed by the Environmental Health Officer / Building Surveyor for the month of September 2020.

COMMENT:

The following is a report of the monthly activities extracted from the report to the Chief Executive Officer from David Hadden, Environmental Health Officer / Building Surveyor.

Building:

Spoke to the CEO regarding serving Mr Gopel with the Building Order as he has not complied with the earlier written request to contact Council within 14 days that was served on him by CEO Mr Peter Money on 1st July 2020. As such staff have arranged for the Building Order to be served officially providing him with a 28 day period to comply with the Order. Failure to comply in this period will result in the legal action threatened in the Order.

Liaised with shire staff and the builder regarding the Onslow Street building permit.

Liaised with the Building Commission regarding an enquiry around the building permit data portal that most local authorities use to maintain building registers.

Processed a building permit and CDC for (Riverina) Ora Banda Mining LTD exploration camp comprising 12 accommodation units and 1 kitchen unit.

Dealt with various enquiries relating to building services.

Health:

The Health Department of WA is about to authorise Environmental Health Officers around the state to approve any events where more than 500 people are expected to attend. Training through a webinar on the 17th September 2020 will provide EHO's with the proposed requirements for event organisers to produce that will require assessment and approval if compliant. Any events under 500 people will be able to use the current Government Covid-19 Safety Plan template for businesses however events greater than 500 people will require event approval through preparation of a specific safety plan and compliance with the Health Public Building Regulations for either indoor or outdoor events. The specifics of the new safety plans are unknown at the time of preparing this item.

Dealt with many various enquiries some relating to health services.

CONSULTATION:

Nil

STATUTORY ENVIRONMENT:

Public Health Act 2016, Building Act 2011 and various other.

POLICY IMPLICATIONS:

Nil.

FINANCIAL IMPLICATIONS:

Nil.

RISK ASSESSMENT:

OP97 – Council unable to fill the position of Authorised Officer under the Public Health Act 2016 previously.

STRATEGIC IMPLICATIONS:

14.1 Sustainable local economy encouraged

- A local economy accessing the commercial options and services in place, for timely development.
- The acquisition of appropriate resources to assist with economic and tourism planning and development.

14.2 *Strong sense of community maintained*

- Our community will be cohesive, inclusive and interactive, where people feel safe, are welcomed and can live comfortably.
- Our community will value each other, building relationships and networks to interact, socialise and for recreation.
- Our community will have access to all necessary service requirements.
- The Shire to review disability access throughout the Shire of Menzies.

14.3 *Active civic leadership achieved*

- Regularly review plans with community consultation on significant decisions affecting the shire.
- Where possible, support opportunities to build the capacity of the community within the Shire of Menzies.
- Regularly monitor and report on the Shire's activities, budgets, plans and performance.
- Continue to engage with our community, to advocate on behalf of our community, to be accountable and to manage within our governance and legislative framework.
- Continue to participate in regional activities to the benefit of our community.

14.4 *Heritage & Natural assets conserved*

- Heritage and cultural places and items will be protected.
- A strengthening of our cultural and heritage awareness and values.

VOTING REQUIREMENTS:

Simple majority.

OFFICER RECOMMENDATION TO BE DEBATED AND RESOLVED BY COUNCIL:

That Council receive the report of the Environmental Health Officer / Building Surveyor for the month of September 2020.

COUNCIL DECISION:

COUNCIL RESOLUTION:	No. 2010
----------------------------	-----------------

MOVED: Cr I Baird

SECONDED: Cr J Lee

That Council receive the report of the Environmental Health Officer / Building Surveyor for the month of September 2020.

Carried 5 / 0

12.4.1 COMMUNITY SERVICES REPORT – SEPTEMBER 2020

LOCATION:	Shire of Menzies
APPLICANT:	Shire of Menzies
DOCUMENT REF:	As Applicable
DISCLOSURE OF INTEREST:	Nil
DATE:	29 October 2020
AUTHOR:	Sethen Sheehan-Lee Community Service Officer
ATTACHMENT:	Nil

IN BRIEF:

The purpose of the report is to advise Council of Community Service activities for the month of 2020.

BACKGROUND:

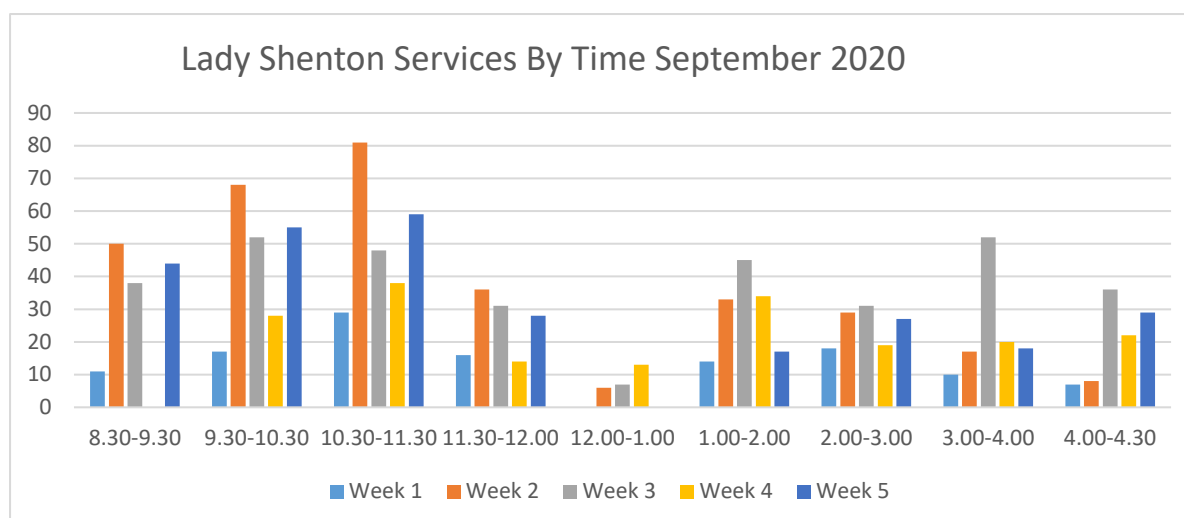
The Lady Shenton Building accommodate the Community Resource Centre, Menzies Visitor Centre and the Menzies Caravan Park management.

The Youth Centre Ngalipaku Building forms a key part of the Menzies Youth and Community Precinct and operates as a space to host youth and community events.

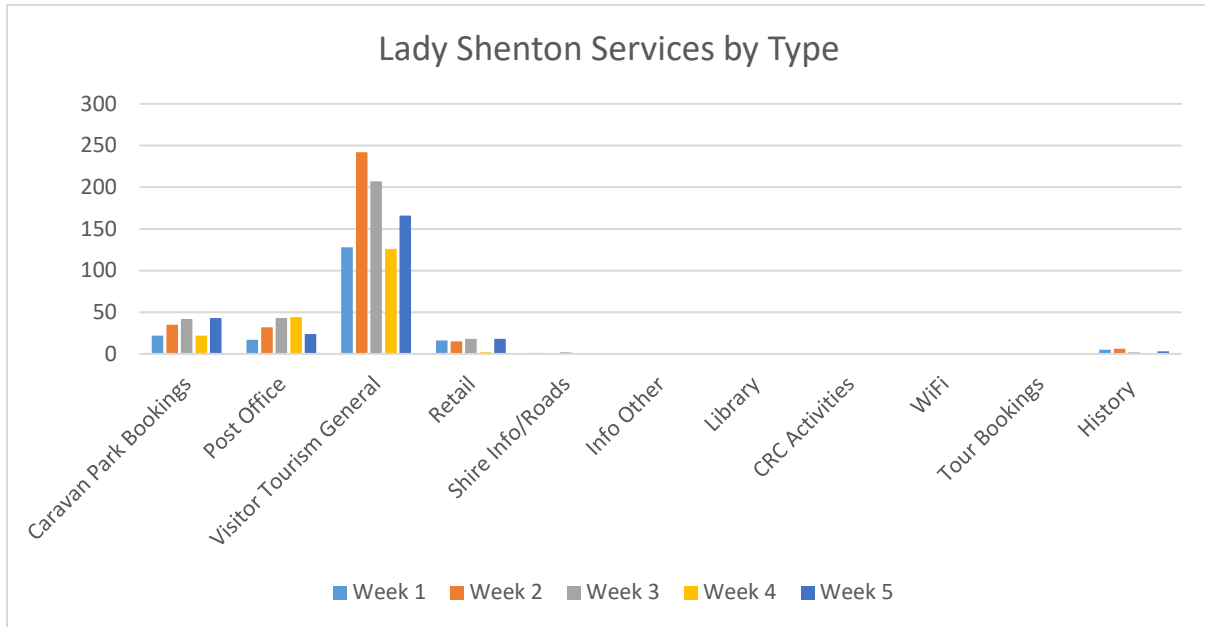
COMMENT:

Lady Shenton

The Lady Shenton received 1281 visitors in September 2020. This was a relative increase on 1106 visitors in August 2020, however it is a significant drop from the visitation in September 2019 (with 1969 visitors).

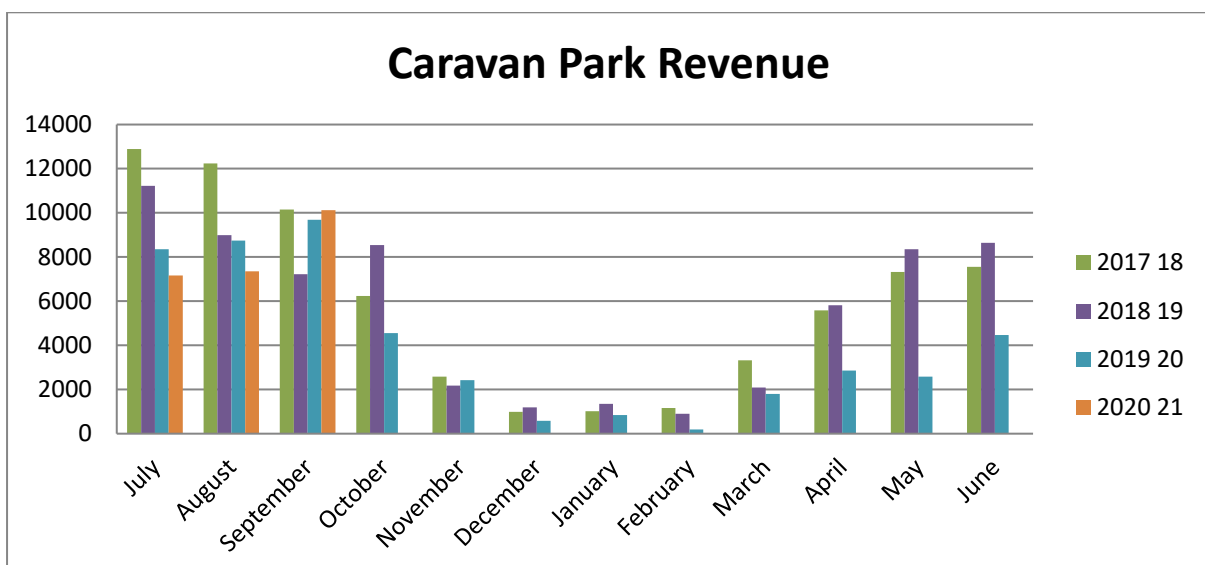


By the way of service types, ‘Visitor Tourism General’ was the most popular service in September 2020, with a total on 869 people visiting for this purpose. Again, this is still a significant drop from the 1212 people who visited for this purpose in September 2019.



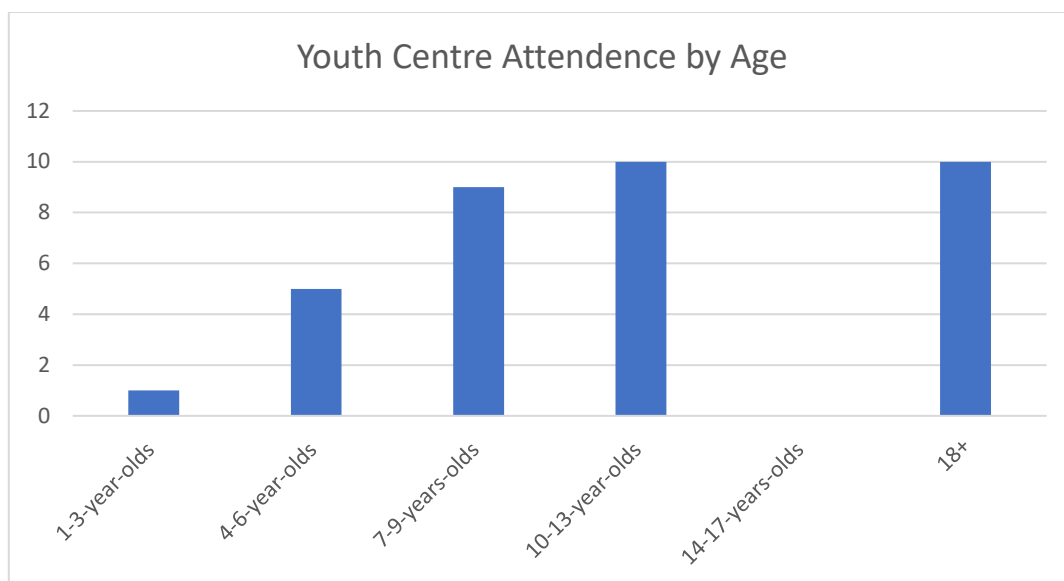
Caravan Park

Caravan Park revenue in September (2020) was significantly higher than that of August (2020). September (2020) is also the first month of this financial year where the Caravan Park Revenue was higher than that of previous financial years. As overall visitation is still lower than average, the increased revenue has likely associated to the introduction of the Caravan Park Units. During September (2020) we also had a reasonable number of people using the honesty box (located in the camp kitchen) to pay for their Caravan Park Bookings. As some of these groups came through on the weekends, they were not counted in our visitor numbers as the CRC is only open Monday to Friday during this period.



Youth Centre and General Community Services

The Youth Centre and general youth activities had lower than average attendance in September 2020. The major cause of the lower attendance due to limited staffing available for approximately two of the four operational weeks in September (2020). We hope to see an increase in attendance in the late October/early November (2020) period as the reopening of the *Sister Sam Water Park* is likely to attract a greater number of young people to the Youth and Community Precinct. We are also aiming to operating several small-scale events at the Youth Centre in November and December (2020) which will likely increase the participation numbers.



CONSULTATION:

Debra Pianto
Sethen Sheehan-Lee

Lady Shenton Visitors Centre & Community Resource Centre Officer
Community Service Officer

STATUTORY ENVIRONMENT:

Nil.

POLICY IMPLICATIONS:

Nil.

FINANCIAL IMPLICATIONS:

Nil.

RISK ASSESSMENT:

Nil

STRATEGIC IMPLICATIONS:

Nil

VOTING REQUIREMENTS:

Simple Majority.

OFFICER RECOMMENDATION:

That Council receive the Report of Activity for Community Services for the month of September 2020.

COUNCIL DECISION:

COUNCIL RESOLUTION:

No. 2011

MOVED: Cr V Ashwin

SECONDED: Cr K Mader

That Council receive the Report of Activity for Community Services for the month of September 2020.

Carried 5 / 0

12.5.1 ACTIONS PERFORMED UNDER DELEGATIONS FOR THE MONTHS OF SEPTEMBER – OCTOBER 2020

LOCATION:	Shire of Menzies
APPLICANT:	Shire of Menzies
DOCUMENT REF:	Not Applicable
DISCLOSURE OF INTEREST:	The Author has no interest to disclose
DATE:	14 October 2020
AUTHOR:	Edwin Piper – Acting Chief Executive Officer
ATTACHMENT:	Nil

IN BRIEF:

To report back to Council actions performed under delegated authority for the month ended September - October 2020.

BACKGROUND:

To increase transparency this report has been prepared for Council and includes all actions performed under delegated authority for:-

- Bushfire
- Common Seal
- Planning Approvals
- Building Permits
- Health Approvals
- Ranger Related Issues
- Mining / Exploration / Miscellaneous Applications

The following tables outline the actions performed within the organisation relative to delegated authority for the month ended September – October 2020.

Bushfire

No delegated decisions were undertaken by the Shire of Menzies pursuant to Bushfire matters for the month ended September - October 2020.

Common Seal

The following decisions were undertaken by the Shire of Menzies pursuant to the Common Seal for the month ended September - October 2020:

<i>Date of decision</i>	<i>Decision ref:</i>	<i>Decision details</i>	<i>Applicant</i>	<i>Other affected person(s)</i>
		No seal applied		

Planning Approvals

No delegated decisions were undertaken by the Shire of Menzies pursuant to Planning Approvals for the month ended September – October 2020.

Health Approvals

No delegated decisions were undertaken by the Shire of Menzies pursuant to Health Approvals for the Month ended September - October 2020.

Building Permits (including Septic Tank approvals)

The following decisions were undertaken by the Shire of Menzies pursuant to Building Permits (*including Septic Tank approvals*) for the month ended September - October 2020.

<i>Date of decision</i>	<i>Decision ref:</i>	<i>Decision details</i>	<i>Applicant</i>	<i>Other affected person(s)</i>
		Nil		

Ranger Related Dog Issues

No delegated decisions were undertaken by the Shire of Menzies pursuant to Ranger related Dog issues for the month ended September - October 2020.

Applications

The following Mining/Prospecting/Exploration/Miscellaneous Applications were made for the month ended September – October 2020.

<i>Applicant Name</i>	<i>Application Type</i>	<i>Application Details</i>
Jurassic Mining Pty Ltd	Exploration Licence E39/2208	Situated within the Shire of Menzies For the purpose of exploration Over 40bl
Hetherington Exploration & Mining Title Services for Legacy Iron Ore Ltd	Mining Lease M39/1145	Within the Shire of Menzies Conversion of E39/1443 Over 1401ha
Global Exploration Tenement Services for Menzies Goldfield Pty Ltd	Mining Lease M29/434	Within the Shire of Menzies Conversion of P29/2225 Over 80ha
GPM Resources Pty Ltd	Miscellaneous Licence L24/245	Within the Shire of Menzies For the purpose of a bore, a bore field, a pipeline, a power line, a pump station, a water management facility and taking water Over 264ha
HG Title Services on behalf of Nu-Fortune Gold Ltd	Prospecting Licence 29/2618	Application for sub-surface rights only in respect of private land. Our Ref: IAP188
Ora Banda Mining on behalf of Carnegie Gold Pty Ltd	Miscellaneous Licence L30/79	Within the Shire of Menzies. For the purposes of a bore and a pipeline. Our Ref: IAP186
Kym Anthony McCLAREN	Special Prospecting Licence P29/2606-S	Within the Shire of Menzies. Boundaries Identical to Late Surveyed Gold Mining Lease 29/6025. 6ha Our Ref: IAP189
Minara Resources for Murrin Murrin Operations Pty Ltd	Miscellaneous Licence L39/300	Within the Shire of Menzies For the purpose of a bore, a bore field, a communications facility, a pipeline, a road, a search for ground water and taking water. Our Ref: IAP190

Minara Resources for Murrin Murrin Operations Pty Ltd	Miscellaneous Licence 39/298	Within the Shire of Menzies For the purpose of a bore, a bore field, a communications facility, a pipeline, a road, a search for ground water and taking water
Minara Resources for Murrin Murrin Operations Pty Ltd	Miscellaneous Licence 39/297	Within the Shire of Menzies For the purpose of a bore, a bore field, a communications facility, a pipeline, a road, a search for ground water and taking water

The following Community Assistance Fund Applications were made for the month ended August - September 2020.

<i>Applicant Name</i>	<i>Application Type</i>	<i>Grant Approved</i>
	Nil	

CONSULTATION:

Chief Executive Officer

STATUTORY ENVIRONMENT:

Nil.

POLICY IMPLICATIONS:

Nil.

FINANCIAL IMPLICATIONS:

Nil.

RISK ASSESSMENT:

OP13 Governance – Council does not comply with statutory requirements

STRATEGIC IMPLICATIONS:

14.3 Active civic leadership achieved

- Regularly monitor and report on the Shire’s activities, budgets, plans and performance.
- Maintain sustainability through our leadership, our regional and government partnerships and ensure we make informed resource decisions for our community good.

VOTING REQUIREMENTS:

Simple majority

OFFICER RECOMMENDATION TO BE DEBATED AND RESOLVED BY COUNCIL:

That Council receive the report of the actions performed under delegation for the month ended September - October 2020.

COUNCIL RESOLUTION:

No. 2012

MOVED: Cr K Mader

SECONDED: Cr I Baird

That Council receive the report of the actions performed under delegation for the month ended September - October 2020.

Carried 5 / 0

12.5.2 DRAFT COUNCIL POLICY – STOCK GRIDS SEPTEMBER 2020

LOCATION:	Shire of Menzies
APPLICANT:	Shire of Menzies
DOCUMENT REF:	As Applicable
DISCLOSURE OF INTEREST:	Nil
DATE:	15 th October 2020
AUTHOR:	Eddie Piper – Acting Chief Executive Officer
ATTACHMENT/S:	Yes – Email from McLeods Solicitors and Draft Stock Grid Policy Template

SUMMARY:

This item is for Council to consider the introduction of a new stock grid policy.

BACKGROUND:

Council engaged McLeods Solicitors to give advice on legislation regarding stock grids across Shire roads. Following the advice McLeods were requested to draw up a draft policy. The draft policy is attached for members perusal and consideration.

COMMENT:

The policy encompasses the detail included in the legislation and where there is discretion then following discussion with the ACEO inclusions were made always acknowledging that it is a draft and can be easily amended.

CONSULTATION:

Ms Jennifer Long – Solicitor at McLeods

STATUTORY ENVIRONMENT:

*Land Administration Act section 55(2) and Main Roads Act 1930 Sections 15 and 26(5)
Local Government Act 1995 (Uniform Local Provisions) Regulations 1996 Reg 9.*

POLICY IMPLICATIONS:

This policy, including any amendments, will replace the existing policy.

FINANCIAL IMPLICATIONS:

Nil

RISK ASSESSMENT:

Nil

STRATEGIC IMPLICATIONS:

Nil

VOTING REQUIREMENTS:

Simple majority

OFFICER RECOMMENDATION

That Council receive the Draft Stock Grids Policy and lay the matter of the Draft Stock Grids Policy on the table for decision at the Council Meeting on the 26th November 2020.

COUNCIL DECISION:

COUNCIL RESOLUTION:

No. 2013

MOVED: Cr V Ashwin

SECONDED: Cr K Mader

That Council:

- 1. Receive the report and the Draft Stock Grids Policy incorporating changes to clauses 5.3.2(a), 5.4.3 and 5.52 and new clause 5.7.8 as presented to the meeting and attached; and*
- 2. Refer the Policy to the land holders for consideration.*

Carried 5 / 0

Reason to change to Officer Recommendation

Councillors requested that land holders have an opportunity to review and comment on the Policy prior to adoption.

From: [Eddie Piper](#)
To: [Jan Hancock](#)
Subject: FW: Stock grids policy (46309)
Date: Thursday, 15 October 2020 10:51:10 AM
Attachments: [Council policy - stock grids.pdf](#)
[Council policy - stock grids.docx](#)

Regards

Eddie Piper
Acting Chief Executive Officer
Shire of Menzies
Ph: 9024 2041

From: Jennifer Long <jlong@mcleods.com.au>
Sent: Thursday, 15 October 2020 10:37 AM
To: Eddie Piper <ceo@menzies.wa.gov.au>
Subject: FW: Stock grids policy (46309)

Morning Eddie,

Thank you for your time during our call on 13 October 2020 and your further instructions.

Please find the draft Stock Grids Policy **attached** for your review.

The draft policy sets out the application process for new and replacement stock grids and enables the Shire to impose conditions on the grant of its approval.

As instructed by the Shire, I have consolidated Policy 12.3 and 12.6 into 1 policy and retained the Shire's requirements in terms of the dimensions for the stock grids.

To enable the Shire to liaise with landowners for the recovery of costs for the installation, maintenance, replacement and removal of stock grids, I have included a provision for the Shire to approve an application for the installation of a new or replacement stock grid subject to conditions and included a requirement for the landowner to enter into a cost contribution deed with the Shire in a form and on terms satisfactory to the Shire.

I have included conditions to mitigate against potential liability risk and to protect the Shire. I have also included a condition to reserve the Shire's right to revoke an approval and remove a stock grid in the event the landowner fails to comply with a condition of the approval.

As outlined in our advice dated 20 August 2020, unless the Shire adopts a local law (or incorporates provisions within an existing local law) to regulate the stock grids application process and provide for the enforcement of conditions imposed on the granting of a permission, the only option available to the Shire to enforce a condition imposed under a policy would be to revoke the approval. If you do wish to consider a local law, please let me know.

If there are any further criteria or conditions that the Shire would like to include or if you have any queries please let me know.

Kind regards

Jennifer Long | Associate

McLEODS

Barristers & Solicitors

Stirling Law Chambers | 220-222 Stirling Highway | CLAREMONT WA 6010

T: (08) 9424 6224 (Direct) F: (08) 9383 4935 Mobile: 0401 356 457 E: jlong@mcleods.com.au
W: www.mcleods.com.au



Please consider the environment before printing this e-mail.

IMPORTANT:

(1) This email, including any attachments, may contain information that is confidential and/or privileged. Only the intended recipient may access or use it. If sent to the wrong email address or otherwise received in error, please immediately contact McLeods and delete or destroy all copies. You must also not disclose, copy or disseminate any of the information.

(2) We use virus-scanning software but before opening or using any attachments to this email you should check them for viruses or similar. Our liability is limited to resupplying any affected attachments.

Liability limited by a scheme approved under Professional Standards Legislation.

From: Jennifer Long

Sent: Thursday, 20 August 2020 11:02 AM

To: 'ceo@menzies.wa.gov.au' <ceo@menzies.wa.gov.au>

Subject: FW: Stock grids (46309)

Morning Pascoe,

Please find our advice attached.

If you have any queries please let me know.

Kind regards

Jennifer Long | Associate

McLEODS

Barristers & Solicitors

Stirling Law Chambers | 220-222 Stirling Highway | CLAREMONT WA 6010

T: (08) 9424 6224 (Direct) F: (08) 9383 4935 Mobile: 0401 356 457 E: jlong@mcleods.com.au
W: www.mcleods.com.au



Please consider the environment before printing this e-mail.

IMPORTANT:

(1) This email, including any attachments, may contain information that is confidential and/or privileged. Only the intended recipient may access or use it. If sent to the wrong email address or otherwise received in error, please immediately contact McLeods and delete or destroy all copies. You must also not disclose, copy or disseminate any of the information.

(2) We use virus-scanning software but before opening or using any attachments to this email you should check them for viruses or similar. Our liability is limited to resupplying any affected attachments.

Liability limited by a scheme approved under Professional Standards Legislation.

DRAFT - Council policy

Shire of Menzies

12.3 Stock grids

1. Scope

This policy applies to stock grids on public roads managed by the Shire.

2. Objectives

- 2.1 To provide guidelines to ensure uniform standards are applied for the installation, maintenance, replacement and removal of stock grids on public roads managed by the Shire.
- 2.2 To reduce the risk presented by stock grids to road users, the Shire and landowners.

3. Definitions

The following definitions apply to this policy -

CEO means the Chief Executive Officer of the Shire.

Council means the Council of the Shire.

Existing stock grid means a stock grid installed on a public road before the commencement of this policy.

Stock grid means a structure designed to enable motor traffic to pass across a public road and prevent the passage (or straying) of livestock.

Public road means a road for which the Shire is responsible.

Shire means Shire of Menzies.

4. Policy statement

The Shire is the responsible authority vested with the care, control and management of roads in its district (except main roads or highways) (under section 55(2) of the *Land Administration Act 1997* and section 15 and 26(5) of the *Main Roads Act 1930*).

Under regulation 9 of the *Local Government (Uniform Local Provisions) Regulations 1996*, the Shire may authorise a person who applies to the Shire for permission to have across a public thoroughfare under the control or management of the Shire, a gate or other device (such as a stock grid) that enables motor traffic to pass across the public thoroughfare and prevents livestock from straying.

Under regulation 9(4) of the *Local Government (Uniform Local Provisions) Regulations*, the Shire can impose any conditions it thinks fit on the grant of its permission under regulation 9 (including, but not limited to, conditions on the construction, placement and maintenance of a stock grid across a public thoroughfare).

This policy outlines the criteria for assessing a landowner's application and the appropriateness of granting approval for the installation of a new or replacement stock grid, to ensure that a stock grid does not interfere with the safe movement of motor traffic and the proper maintenance of the public road.

In each case it will be necessary to determine whether approval for the installation of a new or replacement stock grid should be granted and the conditions that will apply for the grant of approval.

5. Policy details

5.1 Application for the installation of a new or replacement stock grid

5.1.1 A landowner who seeks the installation of a new or replacement stock grid on a public road is to make an application, in writing, to the CEO.

5.1.2 A written application for the installation of a new or replacement stock grid on a public road is to –

- (a) give details of the adjoining land and the landowners;
- (b) confirm whether the stock grid(s) is a boundary or an internal stock grid; and
- (c) include a plan showing the proposed location of the stock grid(s) the subject of the application.

5.1.3 When an application is received in accordance with this policy, a report is to be prepared by the CEO containing details of the application, an assessment of the request, an estimate of the costs and a recommendation for consideration of the Council. The estimate of costs is to include an estimate of costs to install the new or replacement stock grid(s) and any associated works required (including, the sealing of the road (if required) and the installation of safety signage).

5.2 Stock grid criteria

5.2.1 The Shire will consider the following criteria for determining whether to approve an application for the installation of a new or replacement stock grid –

- (a) a functioning stock-proof fence must be in place on both sides of the proposed location for the stock grid;
- (b) the proposed location for the stock grid must be suitable for the installation of a stock grid;
- (c) the proposed stock grid must be capable of handling all stock;
- (d) the road proposed for the location of the stock grid, must be sealed at least 20 meters on both sides of the stock grid to prevent the inadvertent filling up of the stock grid during the process of maintenance grading;
- (e) the proposed stock grid must be at least 8 meters wide; and
- (f) the proposed stock grid must be a boundary stock grid, unless the Shire considers that approval of an internal stock grid is suitable.

5.3 Council's powers

5.3.1 The Council may refuse, grant or grant subject to conditions, an application for the installation of a new or replacement stock grid.

5.3.2 Conditions under clause 5.3.1 must include, but are not limited to the following –

- (a) a condition requiring the landowner to enter into a cost contribution deed with the Shire for the payment of the costs (or contribution towards) the installation, maintenance, replacement and removal of the stock grid(s), in a form and on terms satisfactory to the Shire. Where any stock grid(s) are located on the boundary between 2 or more properties, the cost of the installation, maintenance, replacement and removal of the stock grid(s), is to be shared equally between the boundary landowners;

- (b) a condition requiring the landowner to, at their own cost, maintain a functioning stock-proof fence on both sides of the stock grid;
- (c) a condition requiring the landowner to indemnify the Shire against any loss or damage arising from the stock grid(s) being installed on a public road (except to the extent that the loss or damage arises from the failure of the Shire to carry out any statutory duty in relation to the stock grid(s));
- (d) a condition specifying that all property rights in the stock grid(s) must remain with the Shire; and
- (e) a condition specifying that the Shire reserves its right to revoke the approval and remove a stock grid, where a stock grid does not comply with any condition of approval granted under this policy, the landowner fails to make any payment required under a cost contribution deed for the stock grid, or the Shire considers the stock grid to be dangerous or redundant.

5.3.3 A landowner who is granted approval under clause 5.3.1 of this policy must comply with each condition of the approval. The Council may revoke an approval, where the landowner fails to comply with any condition of approval.

5.3.4 The Council may at any time revoke or vary an approval, or any condition of approval.

5.4 Construction standard

5.4.1 The Shire will construct all stock grid(s) approved under clause 5.3.1 in accordance with the Main Roads WA standards.

5.4.2 The installation of any stock grid(s) approved under clause 5.3.1 must include the provision of safety signage (width markers and warning signs).

5.4.3 Where a cost contribution deed has been entered into with a landowner, the cost incurred by the Shire in constructing and installing a stock grid(s) on a public road managed by the Shire, will be recovered from the landowner in accordance with the terms of the cost contribution deed. The Shire will invoice the landowner for their share of the costs for the construction and installation of the stock grid(s).

5.5 Maintenance of stock grids

5.5.1 Stock grids on public roads managed by the Shire will be maintained by the Shire to the Shire's standards and requirements.

5.5.2 Where a cost contribution deed has been entered into with a landowner, the cost incurred by the Shire in maintaining a stock grid(s) on a public road managed by the Shire, will be recovered from the landowner in accordance with the terms of the cost contribution deed. The Shire will invoice the landowner for their share of the costs for the maintenance of the stock grid(s).

5.6 Removal of existing stock grids

5.6.1 Except in the case of an emergency (where the CEO is of the opinion that providing notice would be impractical or unreasonable because of the imminent risk of injury to any road user), the CEO will provide the landowner with at least 30 days' written notice of the Shire's intention to remove an existing stock grid(s) and invite the landowner to make an application for the installation of a replacement stock grid(s) under clause 5.1.1 of this policy.

5.6.2 If a landowner does not make an application to replace a stock grid(s) under clause 5.1.1 of this policy within 30 days of receiving notice under clause 5.6.1 of this policy, the Shire will remove the stock grid and reinstate the public road at its cost.

5.6.3 Where a functioning stock proof fence is intact, the CEO is to notify the landowner that the landowner will be responsible to construct a suitable alternative on removal of the stock grid(s)

(for example, a four wire star picket and strainer post fence along the road sides for a distance of 50 meters either side of the stock grid location).

5.7 Removal of stock grids installed after [insert date]

- 5.7.1 The Shire may remove any stock grid(s) installed without approval after [insert date].
- 5.7.2 Where a landowner fails to comply with any condition of approval granted under this policy or fails to make any payment required under a cost contribution deed, the Shire may after providing 30 days' written notice to the landowner, revoke any approval granted under this policy and remove the stock grid(s).
- 5.7.3 Where the Shire considers a stock grid(s) to be dangerous, the Shire may after providing 30 days' written notice to the landowner, revoke any approval granted under this policy and remove the stock grid(s).
- 5.7.4 Where the Shire considers a stock grid(s) to be redundant, the CEO will provide the landowner with at least 30 days' written notice of the Shire's intention to remove a stock grid(s) and invite the landowner to make a submission for the retention of the stock grid(s).
- 5.7.5 If no submission is made by the landowner within 30 days of notice being provided under clause 5.7.4, the Shire may revoke any approval granted under this policy and remove the stock grid(s).
- 5.7.6 If a landowner makes a submission for the retention of a stock grid under clause 5.7.4 of this policy, a report is to be prepared by the CEO containing details of the request, an assessment of the request, an estimate of the costs to maintain the stock grid(s) and a recommendation for consideration of the Council.
- 5.7.7 In considering a landowner's submission under clause 5.7.6, Council will consider the following (in deciding whether to retain or remove a stock grid(s)) –
- (a) whether the stock grid(s) satisfy the construction standards outlined in this policy;
 - (b) whether a functioning stock-proof fence is in place on both sides of the stock grid(s);
 - (c) whether the stock grid(s) is at least 8 meters wide;
 - (d) whether the stock grid(s) is a boundary stock grid or internal stock grid (the retention of boundary grids will be given priority over internal and intermittent grids); and
 - (e) the cost of maintaining the stock grid(s) and whether an application for the installation of a new or replacement stock grid(s) will be required under clause 5.1.1 of this policy.

6. Policy administration

Directorate		Officer	Review Cycle	Next Due
[Insert]		[Insert]	[Insert]	[Insert]
Version	Decision Reference	Synopsis		
1.	Policy 7.4.1, 7.4.2	Former policy		
2.	Policy 12.3 – 29 November 2012			
3.	Policy 12.3 – 28 February 2013	Amended policy		
4.	Policy 12.3 – 25 June 2015	Amended policy		
5.	Policy 12.3 – 30 August 2018	Amended policy		
6.	Policy 12.3 – [Insert]	Amended policy (consolidated to include Policy 12.6 – Retention of stock grids)		

12.5.3 EXTRA ORDINARY ELECTION – RURAL WARD

LOCATION:	Shire of Menzies
APPLICANT:	Shire of Menzies
DOCUMENT REF:	As Applicable
DISCLOSURE OF INTEREST:	Nil
DATE:	15 th October 2020
AUTHOR:	Eddie Piper – Acting Chief Executive Officer
ATTACHMENT/S:	Yes – 12.5.3 Rural Ward Email Attachments

SUMMARY

This item is for Council to consider the method of conducting the necessary Extra Ordinary Election in the Rural Ward and the timing of that election.

BACKGROUND

The Local Government Act 1995 (the ACT) requires that when a vacancy occurs for a Councillor an election date must be fixed by the Council within one month after the vacancy occurs. The election must also occur within 4 months after the vacancy occurs.

Following the disqualification / resignation of ex Cr Debbie Hansen the ACEO has been in contact with the State Electoral Commission seeking advice on the timing of the election and the cost of both methods considering the distance to the main population base of the Ward (Tjunjuntjara)

As the Christmas / New Year period is within the 4 months the Western Australian Electoral Commission will allow an election outside the 4 months. Application must be made in writing to the WAEC.

COMMENT

The State Electoral Commission advised Council on the 13 October 2020 of the costs of the various methods and the key dates including the election date available to Council. There are 3 dates on which Council could hold the election, being:

1. 15 January 2021
2. 26 February 2021
3. 5 March 2021

The 15 January 2021 date is unavailable as Council would have to notify the Electoral Commission after the last date (27 October 2020) so the dates remaining are 2 and 3 above.

Should Council decide to request the Commission to conduct the election then an “in Person” election would cost approx. \$17,000 whilst a “postal” election would cost approx. \$10,000. Considering the possibility of the Shire employing an Acting CEO or a New CEO both of whom may or may not have experience in conducting an election it may be prudent for Council to engage the Commission to conduct the election. The later the date the more likely a new CEO will be engaged.

CONSULTATION

Ms Kay Heron Manager, Election Events WA Electoral Commission

STATUTORY ENVIRONMENT

Local Government Act 1995

4.20(4)

A local government may, having first obtained the written agreement of the Electoral Commissioner, declare the Electoral Commissioner to be responsible for the conduct of an election, or all elections conducted within a particular period of time, and, if such declaration is made, the Electoral Commissioner is to appoint a person to be the returning officer of the local government for the election or elections.*

**Absolute majority required*

4.61(2)

*The local government may decide * to conduct the election as a postal election.*

**Absolute majority required*

POLICY IMPLICATIONS

Nil

FINANCIAL IMPLICATIONS

A budget amendment will be required

RISK ASSESSMENT

Nil

STRATEGIC IMPLICATIONS

14.2 Strong sense of community maintained

14.3 Active civic leadership achieved

VOTING REQUIREMENTS

Absolute majority.

OFFICERS RECOMMENDATION

That Council in relation to the upcoming extra ordinary election for the Rural Ward:

1. Determine that the extra ordinary election for the Rural Ward be held on 5 March 2021 and under the Local Government Act 1995 (the Act) sec 4.20(4) that the Electoral Commissioner of Western Australia shall be responsible for the conduct of the election and under sec 4.61 (2) of the Act the election shall be conducted as a postal election.
2. Authorise the Acting CEO to write to the WAEC seeking approval of the date of the election being 5 March 2021 and advise the WAEC that Council has resolved that WAEC be responsible for the election and that it be conducted by postal vote.
3. Authorise the Acting CEO to amend the 2020/21 Budget by increasing account 2040116 Election Expenses by \$12,000 to \$12,000 and reducing account 2030118 Rates Written OFF by \$12,000 to \$188,000

COUNCIL DECISION

COUNCIL RESOLUTION:

No. 2014

MOVED: Cr V Ashwin

SECONDED: Cr I Baird

That Council in relation to the upcoming extra ordinary election for the Rural Ward:

1. *Determine that the extra ordinary election for the Rural Ward be held on 5 March 2021 and under the Local Government Act 1995 (the Act) sec 4.20(4) that the Electoral Commissioner of Western Australia shall be responsible for the conduct of the election and under sec 4.61 (2) of the Act the election shall be conducted in person.*
2. *Authorise the Acting CEO to write to the WAEC seeking approval of the date of the election being 5 March 2021 and advise the WAEC that Council has resolved that the WAEC be responsible for the election and that it be conducted in person.*
3. *Authorise the Acting CEO to amend the 2020/21 Budget by increasing account 2040116 Election Expenses by \$19,000 to \$19,000 and reducing account 2030118 Rates Written OFF by \$19,000 to \$181,000*

Carried 5 / 0

Reason to change to Officer Recommendation

Councillors resolved to have the election conducted in person which resulted in an increase in Election Expenses.

Eddie Piper

From: Kay Heron <Kay.Heron@waec.wa.gov.au>
Sent: Tuesday, 13 October 2020 4:46 PM
To: 'Janet Hancock'
Cc: Eddie Piper; Jan Hancock
Subject: RE: Shire of Menzies - Quote for Election of Rural Ward Councillor
Attachments: 2021 LGE in person timeline - 5 Mar 2021.xlsx; 2021 LGE in person timeline - 15 Jan 2021.xlsx; 2021 LGE in person timeline - 26 Feb 2021.xlsx; LGE timeline - Postal-option 15 Jan 2021.xlsx; LGE timeline - Postal- option 26 Feb 2021.xlsx

Hi Eddie & Janet

Following our conversation and your subsequent email requesting that we provide two estimates for the Extraordinary election for the Rural Ward via both Postal & In-Person options.

The in-person option involves a day flight to the Tjun Tjun Tjarra location & return via Kalgoorlie so is clearly more costly, however you may feel this elector reach is more acceptable for the Rural ward than postal. To conduct in-person (inclusive of the flight) we estimate \$17,000 – to conduct via postal election we estimate \$10,000.

We have also worked up three proposed election date timelines given the election spans over the holiday period and trying to avoid any milestone activity on public holidays etc. So please find attached in-person and postal versions of the timelines.

Please let me know what you decide following the Council meeting. We would require a motion passed at Council in accordance with section 4.20(4) of the Local Government Act 1995, the WA Electoral Commission be responsible for the conduct of the extraordinary election & decide in accordance with section 4.61(2) of the Local Government Act 1995 that the method of conducting the extraordinary election will be a s a postal election (or via in-person if that is the decision on method). Also please advise your preferred election date either from one of the three options or an alternative date. We would also require a letter from Council addressed to the Electoral Commissioner seeking permission to hold the election at these later dates due to the Christmas holiday break.

If you have any questions or concerns with any of the attached information, please don't hesitate to let me know.

Kind regards

Kay

Kay Heron
Manager, Election Events
WESTERN AUSTRALIAN Electoral Commission
Phone: (08) 9214 0430 Mob: 0417 985 104
Email: kay.heron@waec.wa.gov.au

From: Janet Hancock [mailto:janetelizabethhancock@gmail.com]
Sent: Wednesday, 7 October 2020 1:31 PM
To: Kay Heron
Cc: Eddie Piper; ea@menzies.wa.gov.au
Subject: Shire of Menzies - Quote for Election of Rural Ward Councillor

[External Email] This email was sent from outside the organisation. Be cautious, particularly with links and attachments.
SPAM emails must be reported to the Helpdesk.

Hi Kay

Thank you for calling back, great to talk to you.

As discussed, please find attached a copy of the letter that has been posted today.

It is not covered in the letter, but could you please prepare a quote on the following:

- In person to Tjunjuntjara
- Postal vote

Thanks for your help.

Please do not hesitate to contact me should you require any further information.

My mobile: 0402124327

Regards

Jan Hancock

A/EA Shire of Menzies

Confidentiality Statement: This message is intended only for the use of the Addressee and may contain information that is PRIVILEGED and CONFIDENTIAL. If you are not the intended recipient, dissemination of this communication is prohibited. If you have received this communication in error, please erase all copies of the message and its attachments and notify us immediately.

IN PERSON ELECTION TIMETABLE 2021 Local Government Extraordinary Election MENZIES

Days to Polling Day	Local Government Act	References to Act/Regs	Day	Date
80	Last day for declaration to have the Electoral Commissioner conduct an in person election.	LGA 4.20 (2)(3)(4)	Tue	27/10/2020
70	Electoral Commissioner to appoint a person to be the Returning Officer of the Local Government for the election.	LGA 4.20 (4)	Fri	6/11/2020
70 to 56	Between the 70th/56th day the CEO is to give Statewide public notice of the time and date of close of enrolments. Preferred date Wednesday 11 November 2020	LGA 4.39(2)	Fri to Fri	6/11/2020 to 20/11/2020
56	Last day for the CEO to advise the Electoral Commissioner of the need to prepare a residents roll.	LGA 4.40(1)		20/11/2020
56	Advertising may begin for nominations from 56 days and no later than 45 days before election day. Preferred date Wednesday 25 November 2020	LGA 4.47(1)	Fri	20/11/2020
50	Close roll 5.00 pm	LGA 4.39(1)	Thu	26/11/2020
45	Last day for advertisement to be placed calling for nominations.	LGA 4.47(1)	Tue	1/12/2020
44	Nominations Open First day for candidates to lodge completed nomination paper, in the prescribed form, with the Returning Officer. Nominations period is open for 8 days.	LGA 4.49(a)	Wed	2/12/2020
38	If a candidate's nomination is withdrawn not later than 4.00 pm on the 38th day before election day, the candidate's deposit is to be refunded.	Reg. 27(5)	Tue	8/12/2020
37	Close of Nominations 4.00 pm on the 37th day before election day.	LGA 4.49(a)	Wed	9/12/2020
36	Last day for the CEO to prepare & certify an owners & occupiers roll for the election. Last day for the Electoral Commissioner to prepare & certify a residents roll.	LGA 4.41(1) LGA 4.40(2)	Thu	10/12/2020
31	Preferred date: Notice of Election advertisement	LGA 4.64(1)	Tue	15/12/2020
31	Issuing of postal election packages is to commence [Date of election notice or as soon as practicable after this day]	Reg. 44(2)	Tue	15/12/2020
31	Commencement of absent voting [Date of election notice or as soon as practicable after this day]	Reg. 54(2)	Tue	15/12/2020
31	Commencement of early voting [Date of election notice or as soon as practicable after this day]	Reg. 59(2)	Tue	15/12/2020
22	The preparation of any consolidated roll under subregulation (1) be completed on or before 22nd day before election day.	Reg. 18(2)	Thu	24/12/2020
19	Last day for the Returning Officer to give Statewide public notice of the election. Preferred date Wednesday 16 December 2020	LGA 4.64(1)	Sun	27/12/2020
4	Absent voting closes 4.00pm	Reg. 54(2)	Mon	11/01/2021
1	Early voting closes 4.00pm	Reg. 59(2)	Thu	14/01/2021
0	Election Day Close of poll 6.00 pm	LGA 4.7	Fri	15/01/2021

Post Election Day	Post Declaration	References to Act/Regs		Date
5	Election result advertisement.	LGA 4.77	Wed	20/01/2021
14	Report to Minister. The report relating to an election under section 4.79 is to be provided to the Minister within 14 days after the declaration of the result of the election.	Reg.81	Fri	29/01/2021
28	An invalidity complaint is to be made to a Court of Disputed Returns, constituted by a magistrate, but can only be made within 28 days after notice is given of the result of the election.	LGA 4.81(1)	Fri	12/02/2021





ELECTION TIMETABLE Menzies Extraordinary Election

Days to Polling Day	Local Government Act	References to Act/Regs	Day	Date
80	Last day for agreement of Electoral Commissioner to conduct postal election.	LGA 4.20 (2)(3)(4)	Tue	27/10/2020
80	A decision made to conduct the election as a postal election cannot be rescinded after the 80th day.	LGA 4.61(5)	Tue	27/10/2020
70	Electoral Commissioner to appoint a person to be the Returning Officer of the Local Government for the election.	LGA 4.20 (4)	Fri	6/11/2020
70	Between the 70th/56th day the CEO is to give Statewide public notice of the time and date of close of enrolments.	LGA 4.39(2)	Fri	6/11/2020
to	Preferred date Wednesday 11 November 2020		to	to
56			Fri	20/11/2020
56	Last day for for the CEO to advise the Electoral Commissioner of the need to prepare a residents roll.	LGA 4.40(1)		20/11/2020
56	Advertising may begin for nominations from 56 days and no later than 45 days before election day. Preferred date Wednesday 25 November 2020	LGA 4.47(1)	Fri	20/11/2020
50	Close roll 5.00 pm	LGA 4.39(1)	Thu	26/11/2020
45	Last day for advertisement to be placed calling for nominations.	LGA 4.47(1)	Tue	1/12/2020
44	Nominations Open First day for candidates to lodge completed nomination paper, in the prescribed form, with the Returning Officer. Nominations period is open for 8 days.	LGA 4.49(a)	Wed	2/12/2020
38	If a candidate's nomination is withdrawn not later than 4.00 pm on the 38th day before election day, the candidate's deposit is to be refunded.	Reg. 27(5)	Tue	8/12/2020
37	Close of Nominations 4.00 pm on the 37th day before election day.	LGA 4.49(a)	Wed	9/12/2020
36	Last day for the CEO to prepare & certify an owners & occupiers roll for the election. Last day for the Electoral Commissioner to prepare & certify a residents roll.	LGA 4.41(1) LGA 4.40(2)	Thu	10/12/2020
29	Lodgement of election packages with Australia Post. Week Commencing	Approx	Thu	17/12/2020
22	The preparation of any consolidated roll under subregulation (1) be completed on or before 22nd day before election day.	Reg. 18(2)	Thu	24/12/2020
19	Last day for the Returning Officer to give Statewide public notice of the election. Preferred date Wednesday 16 December 2020	LGA 4.64(1)	Sun	27/12/2020
4	Commence processing returned election packages	Approx	Mon	11/01/2021
0	Election Day Close of poll 6.00 pm	LGA 4.7	Fri	15/01/2021

Post Election Day	Post Declaration	References to Act/Regs		Date
5	Election result advertisement.	LGA 4.77	Wed	20/01/2021
14	Report to Minister. The report relating to an election under section 4.79 is to be provided to the Minister within 14 days after the declaration of the result of the election.	Reg.81	Fri	29/01/2021
28	An invalidity complaint is to be made to a Court of Disputed Returns, constituted by a magistrate, but can only be made within 28 days after notice is given of the result of the election.	LGA 4.81(1)	Fri	12/02/2021

IN PERSON ELECTION TIMETABLE 2021 Local Government Extraordinary Election MENZIES

Days to Polling Day	Local Government Act	References to Act/Regs	Day	Date
80	Last day for declaration to have the Electoral Commissioner conduct an in person election.	LGA 4.20 (2)(3)(4)	Tue	8/12/2020
70	Electoral Commissioner to appoint a person to be the Returning Officer of the Local Government for the election.	LGA 4.20 (4)	Fri	18/12/2020
70 to 56	Between the 70th/56th day the CEO is to give Statewide public notice of the time and date of close of enrolments. Preferred date Wednesday 23 December 2020	LGA 4.39(2)	Fri to Fri	18/12/2020 to 1/01/2021
56	Last day for the CEO to advise the Electoral Commissioner of the need to prepare a residents roll.	LGA 4.40(1)		1/01/2021
56	Advertising may begin for nominations from 56 days and no later than 45 days before election day. Preferred date Wednesday 6 January 2021	LGA 4.47(1)	Fri	1/01/2021
50	Close roll 5.00 pm	LGA 4.39(1)	Thu	7/01/2021
45	Last day for advertisement to be placed calling for nominations.	LGA 4.47(1)	Tue	12/01/2021
44	Nominations Open First day for candidates to lodge completed nomination paper, in the prescribed form, with the Returning Officer. Nominations period is open for 8 days.	LGA 4.49(a)	Wed	13/01/2021
38	If a candidate's nomination is withdrawn not later than 4.00 pm on the 38th day before election day, the candidate's deposit is to be refunded.	Reg. 27(5)	Tue	19/01/2021
37	Close of Nominations 4.00 pm on the 37th day before election day.	LGA 4.49(a)	Wed	20/01/2021
36	Last day for the CEO to prepare & certify an owners & occupiers roll for the election. Last day for the Electoral Commissioner to prepare & certify a residents roll.	LGA 4.41(1) LGA 4.40(2)	Thu	21/01/2021
30	Preferred date: Notice of Election advertisement	LGA 4.64(1)	Wed	27/01/2021
30	Issuing of postal election packages is to commence [Date of election notice or as soon as practicable after this day]	Reg. 44(2)	Wed	27/01/2021
30	Commencement of absent voting [Date of election notice or as soon as practicable after this day]	Reg. 54(2)	Wed	27/01/2021
30	Commencement of early voting [Date of election notice or as soon as practicable after this day]	Reg. 59(2)	Wed	27/01/2021
22	The preparation of any consolidated roll under subregulation (1) be completed on or before 22nd day before election day.	Reg. 18(2)	Thu	4/02/2021
19	Last day for the Returning Officer to give Statewide public notice of the election. Preferred date Wednesday 27 January 2021	LGA 4.64(1)	Sun	7/02/2021
4	Absent voting closes 4.00pm	Reg. 54(2)	Mon	22/02/2021
1	Early voting closes 4.00pm	Reg. 59(2)	Thu	25/02/2021
0	Election Day Close of poll 6.00 pm	LGA 4.7	Fri	26/02/2021

Post Election Day	Post Declaration	References to Act/Regs		Date
5	Election result advertisement.	LGA 4.77	Wed	3/03/2021
14	Report to Minister. The report relating to an election under section 4.79 is to be provided to the Minister within 14 days after the declaration of the result of the election.	Reg.81	Fri	12/03/2021
28	An invalidity complaint is to be made to a Court of Disputed Returns, constituted by a magistrate, but can only be made within 28 days after notice is given of the result of the election.	LGA 4.81(1)	Fri	26/03/2021

Roll Close

Nominations Open

Nominations Close

Election Day



ELECTION TIMETABLE Menzies Extraordinary Election

Days to Polling Day	Local Government Act	References to Act/Regs	Day	Date
80	Last day for agreement of Electoral Commissioner to conduct postal election.	LGA 4.20 (2)(3)(4)	Tue	8/12/2020
80	A decision made to conduct the election as a postal election cannot be rescinded after the 80th day.	LGA 4.61(5)	Tue	8/12/2020
70	Electoral Commissioner to appoint a person to be the Returning Officer of the Local Government for the election.	LGA 4.20 (4)	Fri	18/12/2020
70	Between the 70th/56th day the CEO is to give Statewide public notice of the time and date of close of enrolments.	LGA 4.39(2)	Fri	18/12/2020
10 56	Preferred date Wednesday 23 December 2020		to Fri	to 1/01/2021
56	Last day for for the CEO to advise the Electoral Commissioner of the need to prepare a residents roll.	LGA 4.40(1)		1/01/2021
56	Advertising may begin for nominations from 56 days and no later than 45 days before election day. Preferred date Wednesday 6 January 2021	LGA 4.47(1)	Fri	1/01/2021
50	Close roll 5.00 pm	LGA 4.39(1)	Thu	7/01/2021
45	Last day for advertisement to be placed calling for nominations.	LGA 4.47(1)	Tue	12/01/2021
44	Nominations Open First day for candidates to lodge completed nomination paper, in the prescribed form, with the Returning Officer. Nominations period is open for 8 days.	LGA 4.49(a)	Wed	13/01/2021
38	If a candidate's nomination is withdrawn not later than 4.00 pm on the 38th day before election day, the candidate's deposit is to be refunded.	Reg. 27(5)	Tue	19/01/2021
37	Close of Nominations 4.00 pm on the 37th day before election day.	LGA 4.49(a)	Wed	20/01/2021
36	Last day for the CEO to prepare & certify an owners & occupiers roll for the election. Last day for the Electoral Commissioner to prepare & certify a residents roll.	LGA 4.41(1) LGA 4.40(2)	Thu	21/01/2021
29	Lodgement of election packages with Australia Post. Week Commencing	Approx	Thu	28/01/2021
22	The preparation of any consolidated roll under subregulation (1) be completed on or before 22nd day before election day.	Reg. 18(2)	Thu	4/02/2021
19	Last day for the Returning Officer to give Statewide public notice of the election. Preferred date Wednesday 27 January 2021	LGA 4.64(1)	Sun	7/02/2021
4	Commence processing returned election packages	Approx	Mon	22/02/2021
0	Election Day Close of poll 6.00 pm	LGA 4.7	Fri	26/02/2021

Post Election Day	Post Declaration	References to Act/Regs	Day	Date
5	Election result advertisement.	LGA 4.77	Wed	3/03/2021
14	Report to Minister. The report relating to an election under section 4.79 is to be provided to the Minister within 14 days after the declaration of the result of the election.	Reg.81	Fri	12/03/2021
28	An invalidity complaint is to be made to a Court of Disputed Returns, constituted by a magistrate, but can only be made within 28 days after notice is given of the result of the election.	LGA 4.81(1)	Fri	26/03/2021

IN PERSON ELECTION TIMETABLE 2021 Local Government Extraordinary Election MENZIES

Days to Polling Day	Local Government Act	References to Act/Regs	Day	Date
80	Last day for declaration to have the Electoral Commissioner conduct an in person election.	LGA 4.20 (2)(3)(4)	Tue	15/12/2020
70	Electoral Commissioner to appoint a person to be the Returning Officer of the Local Government for the election.	LGA 4.20 (4)	Fri	25/12/2020
70 to 56	Between the 70th/56th day the CEO is to give Statewide public notice of the time and date of close of enrolments. Preferred date Wednesday 30 December 2020	LGA 4.39(2)	Fri to Fri	25/12/2020 to 8/01/2021
56	Last day for the CEO to advise the Electoral Commissioner of the need to prepare a residents roll.	LGA 4.40(1)		8/01/2021
56	Advertising may begin for nominations from 56 days and no later than 45 days before election day. Preferred date Wednesday 13 January 2021	LGA 4.47(1)	Fri	8/01/2021
50	Close roll 5.00 pm	LGA 4.39(1)	Thu	14/01/2021
45	Last day for advertisement to be placed calling for nominations.	LGA 4.47(1)	Tue	19/01/2021
44	Nominations Open First day for candidates to lodge completed nomination paper, in the prescribed form, with the Returning Officer. Nominations period is open for 8 days.	LGA 4.49(a)	Wed	20/01/2021
38	If a candidate's nomination is withdrawn not later than 4.00 pm on the 38th day before election day, the candidate's deposit is to be refunded.	Reg. 27(5)	Tue	26/01/2021
37	Close of Nominations 4.00 pm on the 37th day before election day	LGA 4.49(a)	Wed	27/01/2021
36	Last day for the CEO to prepare & certify an owners & occupiers roll for the election. Last day for the Electoral Commissioner to prepare & certify a residents roll.	LGA 4.41(1) LGA 4.40(2)	Thu	28/01/2021
30	Preferred date: Notice of Election advertisement	LGA 4.64(1)	Wed	3/02/2021
30	Issuing of postal election packages is to commence [Date of election notice or as soon as practicable after this day]	Reg. 44(2)	Wed	3/02/2021
30	Commencement of absent voting [Date of election notice or as soon as practicable after this day]	Reg. 54(2)	Wed	3/02/2021
30	Commencement of early voting [Date of election notice or as soon as practicable after this day]	Reg. 59(2)	Wed	3/02/2021
22	The preparation of any consolidated roll under subregulation (1) be completed on or before 22nd day before election day.	Reg. 18(2)	Thu	11/02/2021
19	Last day for the Returning Officer to give Statewide public notice of the election. Preferred date Wednesday 3 February 2021	LGA 4.64(1)	Sun	14/02/2021
4	Absent voting closes 4.00pm	Reg. 54(2)	Mon	1/03/2021
1	Early voting closes 4.00pm	Reg. 59(2)	Thu	4/03/2021
0	Election Day Close of poll 6.00 pm	LGA 4.7	Fri	5/03/2021

Post Election Day	Post Declaration	References to Act/Regs		Date
5	Election result advertisement.	LGA 4.77	Wed	10/03/2021
14	Report to Minister. The report relating to an election under section 4.79 is to be provided to the Minister within 14 days after the declaration of the result of the election.	Reg.81	Fri	19/03/2021
28	An invalidity complaint is to be made to a Court of Disputed Returns, constituted by a magistrate, but can only be made within 28 days after notice is given of the result of the election.	LGA 4.81(1)	Fri	2/04/2021

12.5.4 DRESS CODE FOR ATTENDANCE AT CITIZENSHIP CEREMONIES – SEPTEMBER 2020

LOCATION:	Shire of Menzies
APPLICANT:	Shire of Menzies
DOCUMENT REF:	As Applicable
DISCLOSURE OF INTEREST:	Nil
DATE:	20 October 2020
AUTHOR:	Eddie Piper Acting Chief Executive Officer
ATTACHMENT:	Yes - Attachment Email Dress Code for Citizenship Ceremonies

SUMMARY

This item is to establish a dress code as required by the Department of Home Affairs

BACKGROUND

The Commonwealth Department of Home Affairs has determined that in order to give the Citizenship Ceremony the respect it deserves that each Council in Australia is to establish a dress code for attendees at ceremonies. This seems a bit of “big brother” when one considers men work in mines or on the land in regional areas and may need to take a short break to attend, however the Department is insistent and have sent several letters asking for a copy of the dress standard.

COMMENT

The ACEO believes that attendees should dress in smart casual attire with singlets, tee shirts with unnecessary prints, footy shorts, cargo pants, thongs and headwear banned unless they have some cultural significance.

The appropriateness of dress is for the presiding member or officer to determine.

CONSULTATION

Nil

STATUTORY ENVIRONMENT

Nil

POLICY IMPLICATIONS

A council policy should be established

FINANCIAL IMPLICATIONS

Nil.

RISK ASSESSMENT

Nil

STRATEGIC IMPLICATIONS

Nil

VOTING REQUIREMENTS

Simple majority.

OFFICERS RECOMMENDATION

That Council require a dress code policy for attendance at citizenship ceremonies to be established incorporating the following:

1. Smart casual
 2. No singlets
 3. No tee shirts carrying unnecessary or obscene prints
 4. No footy shorts or cargo pants
 5. No thongs
 6. No Headwear
- Unless points 2 to 6 have some cultural significance

COUNCIL DECISION

COUNCIL RESOLUTION:

No. 2015

MOVED: Cr K Mader

SECONDED: Cr V Ashwin

That the matter lay on the table for further consideration.

Carried 5 /0

Reason to change to Officer Recommendation

Councillors requested administration to investigate further and report back to the 26 November 2020 meeting.

Eddie Piper

From: Shire of Menzies
Sent: Friday, 9 October 2020 4:02 PM
To: Eddie Piper
Subject: FW: IE14080 - FW: HPRM: Dress Code requirement - New Australian Citizenship Ceremonies Code [SEC=OFFICIAL]

SynergySoft: IE14080

From: Ceremony WA <ceremony.wa@homeaffairs.gov.au>
Sent: Friday, 9 October 2020 2:45 PM
Subject: IE14080 - FW: HPRM: Dress Code requirement - New Australian Citizenship Ceremonies Code [SEC=OFFICIAL]

OFFICIAL

Good Afternoon Councils

Your Council has been identified as having not provided your Dress Code Policy as yet.

Grateful if you could please forward your submission to our National office as a matter of urgency. If you have already sent this on please forward the email to us so we can look into.

Many thanks for your cooperation.

Regards

Vivienne
Citizenship Ceremonies Officer | Perth Citizenship Section
Citizenship and TIS Branch | Citizenship Division
Social Cohesion and Citizenship Group
Department of Home Affairs
P: 08 9415 9077
E: ceremony.wa@homeaffairs.gov.au

The Department of Home Affairs and the Australian Border Force acknowledge the Traditional Custodians throughout Australia and their continuing connection to land, sea and community. We pay respect to all Aboriginal and Torres Strait Islander peoples, their cultures and to their elders past and present.

OFFICIAL

From: Ceremony WA
Sent: Friday, 11 September 2020 10:17 AM

To: NatO Ceremonies <Natoceremonies@homeaffairs.gov.au>

Subject: HPRM: Dress Code requirement - New Australian Citizenship Ceremonies Code [SEC=OFFICIAL]

OFFICIAL

Good morning citizenship ceremony organisers

As per the new Australian Citizenship Ceremonies Code Councils have been requested to provide a current copy of their Dress Code to the Department of Home Affairs.

The Departments records show that we have not yet received your council's Dress Code for citizenship ceremonies.

We realise that not all councils conduct citizenship ceremonies or have a dress code, however it is a Ministerial and Citizenship Ceremonies Code requirement that councils implement a dress code as stated on page 25 of the Ceremonies Code:

The attire of attendees at citizenship ceremonies should reflect the significance of the occasion.

A Dress Code is to be set by individual councils.

Councils must provide a current copy of their Dress Code to the Department of Home Affairs.

To assist, below are some examples that have been provided to the Department from other local government councils:

- Smart casual, national/cultural dress welcomed;
- What you wear should reflect the significance of the occasion. You may wear national or cultural dress if you wish;
- Neatly dressed or business attire respecting the significance of the ceremony; or
- Formal, Business or smart casual attire. Conferees are welcome to wear traditional, national or cultural dress

To ensure your council complies with the Code we ask that if you could please forward a copy to natoceremonies@homeaffairs.gov.au by **COB Friday 18th September 2020**.

Regards

Perth Citizenship Section
Citizenship and TIS Branch
Citizenship, Social Cohesion and Multicultural Programs
Department of Home Affairs
P: 08 9415 9077
E: ceremony.wa@homeaffairs.gov.au

The Department of Home Affairs and the Australian Border Force acknowledges the Traditional Custodians throughout Australia and their continuing connection to land, sea and community. We pay respect to all Aboriginal and Torres Strait Islander peoples, their cultures and to their elders past and present.



OFFICIAL

**12.5.5 ANNUAL FINANCIAL REPORT FOR YEAR ENDING 30TH JUNE 2020 –
EXTENSION OF TIME SEPTEMBER 2020**

LOCATION:	Shire of Menzies
APPLICANT:	Shire of Menzies
DOCUMENT REF:	As Applicable
DISCLOSURE OF INTEREST:	Nil
DATE:	15 th October 2020
AUTHOR:	Eddie Piper – Acting Chief Executive Officer
ATTACHMENT/S:	Yes – Letter of Approval

SUMMARY

This item is to advise Council and seek its endorsement of an application to the Minister for Local Government for an extension of time to submit the Financial Report to the Shire Auditors.

BACKGROUND

The ACEO became aware just prior to the 30 September 2020 that the Financial Report for the year ended 30 June 2020 would not be ready to submit to the Shire Auditor by the statutory date of 30 September 2020.

The Minister can grant an extension of time on application by the Shire. The ACEO took action to apply for an extension.

COMMENT

The Contract Financial consultant advised the ACEO that the reason for the non-production of the reports by 30 September 2020 was mainly because previous years (2017/18 and 2018/19) had major asset balance problems which needed to be corrected. This entailed research through previous year records and correction as required. The ACEO cannot explain how these occurred and why the imbalances were not corrected at the time of each year audit.

The Local Government Act 1995 Section 6.4.(3) is very specific on the date for submission.

The application for an extension of time was successful and the ACEO was advised on 5 October 2020 that approval was given for an extension to 30 November 2020 (see attachment)

CONSULTATION

Ms Rhona Hawkins - Contract Financial person

STATUTORY ENVIRONMENT

Local Government Act 1995

6.4.(3) By 30 September following each financial year or such extended time as the Minister allows, a local government is to submit to its auditor:-

(a) the accounts of the local government, balanced up to the last day of the preceding financial year: and

(b) the annual financial report of the local government for the preceding financial year.

POLICY IMPLICATIONS

Nil

FINANCIAL IMPLICATIONS

Nil

RISK ASSESSMENT

Nil

STRATEGIC IMPLICATIONS

Nil

VOTING REQUIREMENTS

Simple majority.

OFFICERS RECOMMENDATION

That Council receives the information that an extension of time to 30 November 2020 for presentation of the Annual Financial Report to its auditors has been granted and endorse the action of the ACEO in seeking such extension of time.

COUNCIL DECISION

COUNCIL RESOLUTION:

No. 2016

MOVED: Cr J Lee

SECONDED: Cr K Mader

That Council receives the information that an extension of time to 30 November 2020 for presentation of the Annual Financial Report to its auditors has been granted and endorse the action of the ACEO in seeking such extension of time.

Carried 5/0



Department of
**Local Government, Sport
and Cultural Industries**

Our ref MN3-3#06; E2039230
Enquiries Carmen Chia
Phone (08) 6552 1405
Email legislation@dlgsc.wa.gov.au

Mr Edwin Piper
Chief Executive Officer
Shire of Menzies

E: ceo@menzies.wa.gov.au

Dear Mr Piper

SHIRE OF MENZIES – REQUEST FOR EXTENSION OF TIME TO SUBMIT 2019/20 ANNUAL FINANCIAL REPORT

Thank you for your application seeking an extension of time to complete and submit to your Auditor the Annual Financial Report for the 2019/20 financial year.

I advise that in accordance with the authority delegated by the Minister, I have approved an extension of time to 30 November 2020 to submit to your Auditor, the balanced accounts and Annual Financial Report for 2019/20.

If you wish to discuss this matter, please contact Carmen Chia, Acting Senior Legislation Officer, at the Department of Local Government, Sport and Cultural Industries via the details listed above.

Yours sincerely

A handwritten signature in blue ink, appearing to read 'Gordon MacMile'.

Gordon MacMile
/ A/EXECUTIVE DIRECTOR - REGULATION

4 October 2020

Gordon Stephenson House, 140 William Street
PO Box 8349 Perth Business Centre, WA 6849
Telephone (08) 6552 7300
Email info@dlgsc.wa.gov.au
Web www.dlgsc.wa.gov.au

LOCATION:	Shire of Menzies
APPLICANT:	Shire of Menzies
DOCUMENT REF:	As Applicable
DISCLOSURE OF INTEREST:	Nil
DATE:	15 th October 2020
AUTHOR:	Eddie Piper - Acting Chief Executive Officer
ATTACHMENT/S:	Nil

SUMMARY

To inform Council that there appears to have been budget omissions in the adoption of the 2020/2021 budget.

BACKGROUND

During the production of the annual financial statements the ACEO and Finance Contractor established that 3 projects included in the 2020/21 budget have been understated resulting in a major shortfall.

COMMENT

The ACEO has attached an outline of 3 capital projects that have been understated in the 2020/2021 Budget amounting to a shortfall of approx. \$616,300.00. The 3 projects were in progress at the end of June 2020 and have continued to accrue expenditure despite the fact that insufficient funds had been allowed for in the 2020/2021 budget.

Job #	Description	Original Budget Amount 2019/20	Actual Expenditure 2019/20	2020/21 Budget Amount	Shortfall in 20/21 Budget (not carried over)	Current Expenditure up to 30/09/2020
BC009	New Staff Housing	530,000	20,100	180,000	329,900	197,430
BC021	Caravan Park Unit	400,000	260,059	0	139,941	93,212
BC048	Truck Bay Ablution Block	240,000	83,571	10,000	146,429	81,733

The shortfall of \$616,270 needs to be funded in order to maintain a balanced budget.

There are sufficient funds within the shires building reserve to amend the budget and complete the projects.

Currently the building reserve is budgeted at the end of June 2021 to have a balance of \$1,747,404.00 and this is obviously sufficient to fund these projects.

CONSULTATION

Ms Rhona Hawkins – Contract Finance Person

STATUTORY ENVIRONMENT

The Local Government Act 1995

POLICY IMPLICATIONS

Nil

FINANCIAL IMPLICATIONS

The amendment is necessary to maintain a balanced budget. It will drain the Building Reserve.

RISK ASSESSMENT

Level of risk – high

Risk mitigation – Amend the 2020/2021 budget to fund the shortfall from the building reserve.

STRATEGIC IMPLICATIONS

Nil

VOTING REQUIREMENTS

Absolute majority.

OFFICERS RECOMMENDATION

That Council authorise the ACEO amend the 2020/2021 budget as follows:

1. That Job No BC009 - be increased by \$329,900 from \$180,000 to \$509,900
2. That Job No BC021 – be increased by \$139,941 from Nil to \$139,941
3. That Job No. BC048 – be increased by \$146,429 from \$10,000 to \$156,439
4. To increase transfer from Reserves by \$616,270 from \$1,098,433 to \$1,714,703

COUNCIL DECISION

COUNCIL RESOLUTION:

No. 2017

MOVED: Cr K Mader

SECONDED: Cr I Baird

That Council authorise the ACEO amend the 2020/21 budget as follows:

- 1. That Job No BC009 - be increased by \$329,900 from \$180,000 to \$509,900*
- 2. That Job No BC021 – be increased by \$139,941 from Nil to \$139,941*
- 3. That Job No. BC048 – be increased by \$146,429 from \$10,000 to \$156,439*
- 4. To increase transfer from Reserves by \$616,270 from \$1,098,433 to \$1,714,703*

Carried 5 / 0

12.5.7**CATTLE ROAMING AT LARGE IN THE KOOKYNIIE TOWNSITE**

LOCATION:	Shire of Menzies
APPLICANT:	Shire of Menzies
DOCUMENT REF:	As Applicable
DISCLOSURE OF INTEREST:	Nil
DATE:	15 th October 2020
AUTHOR:	Eddie Piper – Acting Chief Executive Officer
ATTACHMENT/S:	Nil

THIS ITEM WAS WITHDRAWN TO BE CONSIDERED WITH LATE ITEM 14.1.6 WHICH PUT FORWARD MORE INFORMATION.

12.5.8 CHRISTMAS / NEW YEAR HOLIDAY PROPOSAL

LOCATION:	Shire of Menzies
APPLICANT:	Shire of Menzies
DOCUMENT REF:	As Applicable
DISCLOSURE OF INTEREST:	Nil
DATE:	19 th October 2020
AUTHOR:	Eddie Piper - Acting Chief Executive Officer
ATTACHMENT:	Nil

SUMMARY

This item recommends the dates for the closure of the Shire office, Visitors Centre and Depot during the Christmas / New Year period.

BACKGROUND

It is normal practice for Local Governments to close for business over the Christmas / New Year period leaving a skeleton staff either working or on call to attend to urgent business.

Staff of the Shire generally travel from Menzies to other places distant including interstate. Interstate may be a problem if the current Western Australian quarantine laws remain in place.

Staff will utilise their accrued annual leave and if insufficient then unpaid leave will need to be taken.

COMMENT

It is general practice within the Local Government industry to close for a period covering the Christmas / New Year period.

CONSULTATION

Nil

STATUTORY ENVIRONMENT

Nil

POLICY IMPLICATIONS

Nil

FINANCIAL IMPLICATIONS

Nil

RISK ASSESSMENT

Nil

STRATEGIC IMPLICATIONS

Nil

VOTING REQUIREMENTS

Simple majority.

OFFICERS RECOMMENDATION

That Council:

1. Authorise the ACEO to advise staff, residents and the public that the shire will be closing from 5.00 pm on Friday 18 December 2020 and re-opening on Monday 4 January 2021 at 8.30 am; and
2. Require that the ACEO ensures that there is staff, either working or on call to cover any urgent business.

COUNCIL DECISION

COUNCIL RESOLUTION:

No. 2018

MOVED: Cr K Mader

SECONDED: Cr V Ashwin

That Council:

1. *Authorise the ACEO to advise staff, residents and the public that the shire will be closing from 5.00 pm on Friday 18 December 2020 and re-opening on Monday 4 January 2021 at 8.30 am; and*
2. *Require that the ACEO ensures that there is staff, either working or on call to cover any urgent business.*
3. *Hold the Menzies Christmas function on the evening of the Ordinary Council Meeting on Thursday 17 December 2020. The function will be held, as usual, in the Menzies Hotel Beer Garden.*

Carried 5 / 0

Reason to change to Officer Recommendation

Councillors requested the addition of item 3.

LOCATION:	Shire of Menzies
APPLICANT:	Shire of Menzies
DOCUMENT REF:	As Applicable
DISCLOSURE OF INTEREST:	Nil
DATE:	18 September 2020
AUTHOR:	Edwin Piper Acting Chief Executive Officer
ATTACHMENT:	Unconfirmed GVROC Council Minutes 11 September 2020

IN BRIEF:

This item recommends Council accepts the unconfirmed Minutes from the GVROC meetings of 11 September 2020.

BACKGROUND:

The Shire of Menzies is a member of the Goldfields Voluntary Regional Organisation of Councils.

The unconfirmed minutes of each of the meetings are attached for Councillor information.

COMMENT:

The GVROC secretariat does not provide confirmed Minutes of the Meetings. Members are advised if the Minutes are amended at any future meetings.

It can be assumed that in most circumstances the unconfirmed minutes will be the same as confirmed Minutes.

CONSULTATION:

Nil.

STATUTORY ENVIRONMENT:

Not applicable.

POLICY IMPLICATIONS:

Nil.

FINANCIAL IMPLICATIONS:

Council pays membership fees to the GVROC and contributes to projects organised by the NGWG.

RISK ASSESSMENT:

Risk Statement	Level of Risk	Risk Mitigation Strategy
Nil	Nil	Nil

STRATEGIC IMPLICATIONS:

14.1 Sustainable local economy encouraged

- A local economy accessing the commercial options and services in place, for timely development.
- The acquisition of appropriate resources to assist with economic and tourism planning and development.

14.2 Strong sense of community maintained

- Our community will be cohesive, inclusive and interactive, where people feel safe, are welcomed and can live comfortably.
- Our community will value each other, building relationships and networks to interact, socialise and for recreation.
- Our community will have access to all necessary service requirements.
- The Shire to review disability access throughout the Shire of Menzies.

14.3 Active civic leadership achieved

- Regularly review plans with community consultation on significant decisions affecting the shire.
- Where possible, support opportunities to build the capacity of the community within the Shire of Menzies.
- Regularly monitor and report on the Shire's activities, budgets, plans and performance.
- Continue to engage with our community, to advocate on behalf of our community, to be accountable and to manage within our governance and legislative framework.
- Continue to participate in regional activities to the benefit of our community.

14.4 Heritage & Natural assets conserved

- Heritage and cultural places and items will be protected.
- A strengthening of our cultural and heritage awareness and values.

VOTING REQUIREMENTS:

Simple Majority.

OFFICER RECOMMENDATION TO BE DEBATED AND RESOLVED BY COUNCIL:

That Council accepts the unconfirmed Minutes from the GVROC meetings of 28 August 2020.

COUNCIL DECISION:

COUNCIL RESOLUTION:

No. 2019

MOVED: Cr K Mader

SECONDED: Cr I Baird

Carried 5/0

That Council accepts the unconfirmed Minutes from the GVROC meetings of 28 August 2020 and for future meetings a link to access the GVROC Minutes be provided to lessen paper usage.

Reason to change to Officer Recommendation

For sustainability purposes Councillors chose to provide a link to the GVROC Minutes for future meetings.

From: [Andrew Mann](#)
To: ["Cr. Malcolm Cullen"](#); ["James Trail"](#); ["Cr. Tracey Rathbone"](#); ["John Bowler"](#); ["John Walker"](#); [David.Grills@ckb.wa.gov.au](#); [ian.mickel@esperance.wa.gov.au](#); [laurene.bonza@bigpond.com](#); ["Peter Fitchat"](#); ["Patrick Hill"](#); [crsweldon@laverton.wa.gov.au](#); ["Peter Naylor"](#); ["Peter Craig"](#); ["Jim Epis"](#); [walingrock](#); [Cr. Jillian A. Dwyer](#); [Eddie Piper](#); ["Granite Peak"](#); [shire.president@wiluna.wa.gov.au](#); [tim@westnet.com.au](#); ["Kevin Hannagan"](#); [mail@ngaanyatjarraku.wa.gov.au](#); [Shelley.payne@esperance.wa.gov.au](#); [cr.warner@dundas.wa.gov.au](#); [sharon.warner@education.wa.edu.au](#); ["Shane Burge"](#); ["Laura Dwyer"](#)
Cc: ["Bree Crawley"](#); ["Helen Hall"](#); [ea@laverton.wa.gov.au](#); ["Chantelle O'Brien"](#); ["Carol-Anne Bradley"](#); ["Jodie Holbrook"](#); [director@rdage.com.au](#); ["Kris Starceвич"](#); ["ODonnell, Kyran"](#); [miningpastoral.mcgin@mp.wa.gov.au](#); [Katie.Anderson@ckb.wa.gov.au](#); ["Joanne Burges"](#)
Subject: RE: GVROC In Person Meeting 11th September 2020 - hosted by the City Kalgoorlie Boulder, Councillors Conference Room, 577 Hannan Street, Kalgoorlie
Date: Wednesday, 16 September 2020 4:04:41 PM
Attachments: [image002.png](#)
[Unconfirmed Minutes GVROC Council Meeting 11-9-20.docx](#)
[Action Sheet - GVROC Meeting 11 September 2020.docx](#)
[Drought of WA loan requests article in Countryman 10 September 2020.pdf](#)
[GVROC Economic Policy Plan for the Region.pdf](#)
[Summary Minutes 2 September 2020.pdf](#)
[2019-2020 Annual Report.pdf](#)

Dear GVROC Delegates and CEOs

Please find attached the Unconfirmed minutes for the GVROC meeting held last Friday 11 September 2020 in Kalgoorlie.

If you have any comments or changes to the minutes please provide them back to by me by 23 September 2020.

Also attached is:

- an actions arising sheet from the meeting, which I ask all of you to review as it has actions for all contained on it.
- Information provided June Bell, Regional Recovery Officer (South WA) - National Drought and North Queensland Flood Response and Recovery Agency following her presentation to GVROC including the attached Drought of WA loan requests article in Countryman 10 September 2020 plus links to drought assistance available within the unconfirmed minutes.
- A revised and final GVROC Economic Policy Plan for the Region with minor amendments following feedback at the meeting, which can now be used by all GVROC Delegates in discussion with State or Federal Governments.
- Summary Minutes of the State Council meeting held 2 September with the full minutes available through the following link:

<https://walga.asn.au/getattachment/64f695f3-6726-468e-bf81-9aad7d62d167/Full-Minutes-State-Council-2-September-2020.pdf>

- A copy of the 2019-2020 WALGA Annual Report, which will be considered at item 2.0 of the WALGA Annual General Meeting to be held on Friday, 25 September 2020.
- A link to the GEDC Strategic Plan 2020-2022, which was endorsed on 22 June 2020 and mentioned by Kris Starceвич in his GEDC Update at the meeting.

https://www.gedc.wa.gov.au/GEDCRDS/media/documents/160945_GEDC_Strategic-Plan-2020-2022.pdf

If you have any other questions or queries please let me know.

Regards

Andrew

Andrew Mann

Managing Director and Principal - Mann Advisory
and

Executive Officer – Goldfields Voluntary Regional Organisation of Councils (GVROC)

M: 0403 447 303

W: www.mannadvisory.com.au



GVROC Council Meeting

Friday 11th September 2020
In person meeting
hosted by City of Kalgoorlie Boulder
577 Hannan Street, Kalgoorlie WA 6430
Councillors Conference Room
8.30am – 12:30pm

Unconfirmed Minutes

CONTENTS

1.	OPENING AND ANNOUNCEMENTS	3
2.	DECLARATION OF INTEREST	3
3.	RECORD OF ATTENDANCE, APOLOGIES AND LEAVE OF ABSENCE	3
	3.1 Attendance	3
	3.2 Apologies.....	4
	3.3 Guests	4
	3.4 WALGA Representatives	4
	3.5 DLGSCI Representatives	4
	3.6 GEDC Representatives	4
	3.7 RDAGE Representatives.....	4
4.	GUEST SPEAKERS	5
	4.1 Hon Kyran O'Donnell, MLA Member for Kalgoorlie.....	5
	4.2 June Bell - Regional Recovery Officer (South WA) - National Drought and North Queensland Flood Response and Recovery Agency - Department of the Prime Minister and Cabinet.....	5
5.	PRESENTATIONS	6
	5.1 City of Kalgoorlie Boulder (15 minutes).....	6
	5.2 WALGA RoadWise program and its role in the Local Governments (15 minutes).....	6
6.	MINUTES OF MEETINGS	7
	6.1 Minutes of the Goldfields Voluntary Regional Organisation of Councils (GVROC) meeting held 24 July 2020	7
	6.3 Matters for Noting	7
	6.4 Correspondence for Noting	8
7.	GOLDFIELDS RECORDS STORAGE FACILITY	9
	7.1 Goldfields Records Storage Facility – Update	9
8.	GOLDFIELDS VOLUNTARY REGIONAL ORGANISATION OF COUNCILS BUSINESS	12
	8.1 GVROC Memorandum of Understanding (MOU) 2020-2022 and Meeting Procedures Update and Future of GVROC	12
	8.2 Establishing a Camel Industry – Update Report	15
	8.3 GVROC Drought Relief Committee update.....	18
	8.4 GVROC Economic Policy Paper	19
	8.5 Prioritising social and affordable housing.....	21
	8.6 Feedback sought on WA’s waste management legislation.....	23
9.	AGENCY REPORTS	25
	9.1 WALGA.....	25
	9.2 Department of Local Government, Sport and Cultural Industries	25
	9.3 Goldfields Esperance Development Commission	25
	9.4 RDA Goldfields Esperance.....	25
10.	LATE ITEMS as notified, introduced by decision of the Meeting	25
11.	FUTURE GVROC COUNCIL MEETINGS/FUNCTIONS	26
12.	CLOSURE OF MEETING	26

GOLDFIELDS VOLUNTARY REGIONAL ORGANISATION OF COUNCILS (GVROC)

A in person and video conference meeting of the GVROC Council was held Friday 11 September 2020 commencing at 8:30 am.

AGENDA

1. OPENING AND ANNOUNCEMENTS

The purpose of the meeting is to discuss business related to the activities of the Goldfields Voluntary Regional Organisation of Councils.

2. DECLARATION OF INTEREST

Pursuant to the Code of Conduct, Councillors and CEOs must declare to the Chairman any potential conflict of interest they may have in a matter before the Goldfields Voluntary Regional Organisation of Councils as soon as they become aware of it. Councillors, CEOs and Deputies may be directly or indirectly associated with some recommendations of the Goldfields Voluntary Regional Organisation of Councils. If you are affected by these recommendations, please excuse yourself from the meeting and do not participate in deliberations.

Declarations of Interest

Cr Shelley Payne, Shire of Esperance declares a standing interest as a member of the GEDC for this and all future GVROC meetings.

Cr Shelley Payne, Shire of Esperance declares a standing conflict of interest until March 2021 in relation to her selection on the agricultural region ticket for the Legislative Council for the upcoming State Election.

3. RECORD OF ATTENDANCE, APOLOGIES AND LEAVE OF ABSENCE

3.1 Attendance

Cr Mal Cullen (Chair)	President, Shire of Coolgardie	
Mr James Trail	CEO, Shire of Coolgardie	
Cr Tracey Rathbone	Councillor, Shire of Coolgardie	
Mr John Walker	CEO, City of Kalgoorlie Boulder	
Cr David Grills	Councillor, City of Kalgoorlie Boulder	
Cr Laurene Bonza	President, Shire of Dundas	
Mr Peter Fitchat	CEO, Shire of Dundas	
Cr Sharon Warner	Councillor, Shire of Dundas	
Cr Ian Mickel	President Shire of Esperance	
Mr Shane Burge	A/CEO, Shire of Esperance	
Cr Shelley Payne	Councillor, Shire of Esperance	
Cr Patrick Hill	President, Shire of Laverton	(Via Zoom Video)
Mr Peter Naylor	CEO, Shire of Laverton	(Via Zoom Video)
Mr Jim Epis	CEO, Shire of Leonora	(Via Zoom Video)
Cr Keith Mader	Councillor, Shire of Menzies	
Mr Pascoe Durtanovich	A/CEO, Shire of Menzies	
Cr Timothy Carmody	Councillor, Shire of Wiluna	
Ms Laura Dwyer	CEO, Shire of Wiluna	(Via Zoom Video)
Mr Kevin Hannagan	CEO, Shire of Ngaanyatjaraku	(Via Zoom Video)
Mr Andrew Mann	Executive Officer, GVROC	

3.2 Apologies

Cr John Bowler	Mayor, City of Kalgoorlie-Boulder
Cr Shaneane Weldon	Councillor, Shire of Laverton
Cr Peter Craig	President, Shire of Leonora
Cr Jill Dwyer	Councillor, Shire of Menzies
Cr Damian McLean	President, Shire of Ngaanyatjarraku
Cr Jim Quadrio	President, Shire of Wiluna

3.3 Guests

Hon Kyran O'Donnell, MLA Member for Kalgoorlie (Joined meeting at 9:15am and departed 10:00am))

June Bell Regional Recovery Officer (South WA) - National Drought and North Queensland Flood Response and Recovery Agency - Department of the Prime Minister and Cabinet

3.4 WALGA Representatives

Jo Burges Intergovernmental Relations and Risk (Via Zoom Video)
Carol-Anne Bradley Goldfields-Esperance Road Safety Advisor

3.5 DLGSCI Representatives

Nil

3.6 GEDC Representatives

Kris Starceвич CEO

3.7 RDAGE Representatives

Jo Swan Director

4. GUEST SPEAKERS

4.1 Hon Kyran O'Donnell, MLA Member for Kalgoorlie

Hon. Kyran O'Donnell answered some questions from the GVROC of interest to the region regarding his party's policies going into the State Election and position on the Local Government Act Review.

4.2 June Bell - Regional Recovery Officer (South WA) - National Drought and North Queensland Flood Response and Recovery Agency - Department of the Prime Minister and Cabinet.

The GVROC has discussed the drought situation in the region and its impacts for some time and established a Drought Relief Sub Committee of GVROC to look at opportunities for funding and responding to the drought situation. Members of this sub-committee were recently approached by June Bell, the Regional Recovery Officer (RRO) for the Federal Government's National Drought and North Queensland Flood Response and Recovery Agency within the Department of the Prime Minister and Cabinet.

June provided a presentation on various assistance available in regard to drought and will feedback the questions and information asked by GVROC at the meeting to the Department of the Prime Minister and Cabinet and look to see how she can assist the GVROC LGAs address the issues of not currently being eligible for drought relief funding in the region

June also provided the following information for the GVROC regarding current assistance available and more information about the Agency post her presentation.

<https://farmhub.org.au/> (FARMHUB – contains all available assistance for Farmers)

<https://www.grants.gov.au/> (GRANT connect – has all grants that people can access – including one that could assist with the Camel project – Advancing Pest Animal and Weed Control Solutions
<https://www.grants.gov.au/?event=public.GO.show&GOUUID=2BCFBF4C-A6BA-F8F2-610CFC836930E55C> -applications close 25/09/2020)

<https://www.droughtandflood.gov.au/> (Drought and Flood website with more information about the agency).

June also provided a copy of a recent article in the Countryman paper titled “Drought of WA loan requests” - By Cally Dupe, Countryman Thursday 10th September 2020 [Download PDF](#) or refer to attached pdf with these minutes.

5. PRESENTATIONS

5.1 City of Kalgoorlie Boulder (15 minutes)

Presentation was provided by CKB CEO, John Walker, regarding overview of current developments across the City.

5.2 WALGA RoadWise program and its role in the Local Governments (15 minutes)

Presentation was provided by Carol-Anne Bradley on the RoadWise program and its role with Local Governments.

Copy of Presentation was included with Agenda.

5.3 Establishing a Camel Hub Operation (Producing Camel Tracking, Camel Milk, Camel Meat and Camel Pet Meat Meal as a solution to the feral camel issues in the region) (15 minutes)

Update Presentation was provided by Gilad Berman and Nat James (Camel Solutions Australia) on their project proposal from the presentation provided to GVROC at our Esperance meeting in January 2020.

6.4 Correspondence for Noting

The following correspondence is presented for noting.

1. Letter dated 14 August 2020 to WALGA CEO, Nick Sloan, requesting a potential WALGA campaign to inform the Mining Industry on how Mining Tenement Rates are Set and its impact on LGA Rates (Attachment 5).
2. Letter dated 14 August 2020 to CME CEO, Paul Everingham, outlining GVROC's concerns on how the Mining Sector disburses Native Title Compensation Payable under ILUA's (Attachment 6) and the CME response letter (Attachment 7).
3. Letter dated 24 July 2020 to CEO Shire of Coolgardie, James Trail, providing support for Shire of Coolgardie - Expression of Interest for COAG waste export ban funding (Attachment 8)
4. Email correspondence from CEO Shire of Ravensthorpe, Gavin Pollock, regarding update of the progress of the Shire's withdrawal from GVROC (Attachment 9).

RECOMMENDATION:

That the correspondence listed for noting be received.

RESOLUTION:

Moved: Cr Tracey Rathbone - Shire of Coolgardie
Seconded: Cr Laurene Bonza - Shire of Dundas

Carried

7. GOLDFIELDS RECORDS STORAGE FACILITY

7.1 Goldfields Records Storage Facility – Update

Reporting Officer: Andrew Mann, Executive Officer GVROC

Disclosure of Interest: Nil

Date: September 2020

Attachments: Records Storage Facility Financial Statements (Attachment 8)

Background:

At the Special Meeting of the Goldfields Voluntary Regional Organisation of Councils (GVROC) held 26th June 2020, Council resolved;

RECOMMENDATION:

That the GVROC Council in relation to recommendations 1 to 4:

1. Note the report on the Goldfields Records Storage Facility Draft Financials 2019-20
2. Request a final detailed financial report for the period ending 30th June 2020 be presented to the GVROC Council Meeting on the 10th July 2020.
3. Note invoices need to be raised to the City of Kalgoorlie-Boulder, Shires of Coolgardie, Dundas, Leonora and Menzies for 12 months to cover the 2019/20 operational costs of the facility.
4. Note the current market valuation of the Goldfields Records Storage Facility of \$500,000 (with a market range of \$475,000 to \$525,000).

RESOLUTION: **Moved: Mr Kevin Hannagan - Shire of Ngaanyatjaraku**
Seconded: Cr Timothy Carmody - Shire of Wiluna

Carried

5. That GVROC reject the recommendation as proposed at its meeting of 15 May 2020 which was laid on the table as follows:
 - a. Note this update and that the CEOs will each receive a copy of the Variation Deed for execution in the coming weeks.
 - b. Note when all ten executed copies are received the eligible Withdrawing Regional Group will receive their cash distribution of \$25,000.00 (exc GST).
 - c. Note that for the four remaining parties will also need to execute the new replacement agreement and Transfer of Land as outlined in the above comments.
 - d. Note this will then conclude the GVROC's responsibilities for the Records Facility and the four remaining parties will manage its operations outside of the GVROC.

RESOLUTION: **Moved: Mr Kevin Hannagan - Shire of Ngaanyatjaraku**
Seconded: Cr Jim Quadrio - Shire of Wiluna

Carried

6. That the GVROC Council as representative of the Regional Group Members of the Joint Venture (the Parties to the Archives and Record Management Agreement) endorse and adopt the without prejudiced proposed solution to the records storage facility as detailed below, with the condition that should the facility not immediately be disposed all original members continue to meet their obligations under the Archives and Record Management Agreement until such time of its disposal in regards to:
 - 6a) All members share equally the specified fixed expenses for the facility e.g. insurance, rates, building maintenance; and
 - 6b) Current members that are still utilising the facility for records storage remain responsible for all other operating costs.
- 6.1 The Original Members, as the local governments named in the Records Agreement and as beneficial owners as tenants in common in equal shares of the archives and records storage facility located at Unit 2, 12 Federal Road, South Kalgoorlie (Facility), agree to dispose of the Facility currently held in the name of the City of Kalgoorlie-Boulder as bare trustee for the Original Members.

- 6.2 The method of disposal for the facility will be discussed and agreed by the members at the next meeting of GVROC scheduled for 24 July 2020.
- 6.3 After the disposal of the Facility the Joint Venture promptly be wound up.
- 6.4 As part of the process of winding up of the Joint Venture an account be taken of the finances of the Joint Venture from its creation to the date of winding up to determine the annual income and expenditure of the Joint Venture during the period of its operation and to determine the assets and liabilities of the Joint Venture as at the winding up.
- 6.5 The net assets of the Joint Venture be distributed in accordance with the terms of the Records Agreement equally between the Original Members.
- 6.6 All third-party costs of the sale of the Facility and the winding up of the Joint Venture be paid for from the assets of the Joint Venture.
- 6.7 Each of the Original Members otherwise pay their own costs of the dispute and of the disposal of the Facility and winding up of the Joint Venture.
- 6.8 The winding up of the Joint Venture and payment to each of the Original Members their share of the Joint Venture assets pursuant to this proposal will be:
- 6.8.1 in full and final satisfaction of all claims any Original Member may have against any other Original Member or the Joint Venture with regard to the Joint Venture, the Records Agreement and the Facility; and
- 6.8.2 upon payment each Original Member releases and discharges every other Original Member and the Joint Venture from and against all such claims whether or not the Original Members were or could have been aware of such claims which an Original Member:
- (a) now has;
- (b) at any time had;
- (c) may have; or
- (d) but for this settlement, could or might have had, against any other Original Member or the Joint Venture with regard to the Joint Venture, the Records Agreement and the Facility.

RESOLUTION: **Moved: Mr Kevin Hannagan - Shire of Ngaanyatjarraku**
Seconded: Cr Tracey Rathbone – Shire Coolgardie

Carried

At the last GVROC meeting held on 24 July 2020, the GVROC further resolved:

RECOMMENDATION:

That the GVROC Council as representative of the Original Parties to the Records Facility Agreement:

1. Endorse the CKB as the asset holder to engage a commercial real estate agent to place the facility for sale on the open market as the agreed method of disposal.
2. Accept a selling price based on the existing market evaluation in the range of \$475,000 to \$525,000 with this price to be reviewed and amended by agreement of all parties subject to any feedback from the open market disposal method which is contrary to the current valuation.
3. Request that the CKB provide an update report regarding the progress of the above recommendations at the next GVROC meeting in September 2020.

RESOLUTION: **Moved: Cr Ian Mickel, Shire of Esperance**
Seconded: Cr Jim Quadrio, Shire of Wiluna

Carried

Officer's Report:

The Shire of Coolgardie completed the detailed financial information for the facility input for the last three financial years since the last GVROC meeting on 24 July 2020 and the P&L and Balance Sheets were distributed to the GVROC Delegates and CEOs with the minutes of the 24 July meeting sent on 28 July 2020.

Discussions are still ongoing between the City of Kalgoorlie Boulder and the Shires of Coolgardie, Dundas, Leonora and Menzies to discuss an approach to purchase the facility as a joint consortium, given they still require the facility for records storage requirements.

The City Kalgoorlie Boulder CEO, John Walker has advised that Daniel Lavery of John Matthew and Sons has been engaged by the CKB to market this property. Daniel has indicated it will be formally marketed from 11 September 2020 at a listed price of \$549,000. The price offered will be assessed by Daniel but will not be lower than the market valuation.

Consultation: GVROC Chair
GVROC CEOs Group

Financial Implications: Nil to the GVROC but could have implications based on disposal price for those LGAs that wish to remain or purchase the facility.

Strategic Implications: Disposal of the Facility will remove the item from the GVROC agenda

RECOMMENDATION:

That the GVROC Council as representative of the Original Parties to the Records Facility Agreement note the current update in the progress to wind up the Records Storage Facility.

RESOLUTION: **Moved: Cr Tracey Rathbone – Shire Coolgardie**
Seconded: Cr Keith Mader - Shire of Menzies

Carried

8. GOLDFIELDS VOLUNTARY REGIONAL ORGANISATION OF COUNCILS BUSINESS

8.1 GVROC Memorandum of Understanding (MOU) 2020-2022 and Meeting Procedures Update and Future of GVROC

Reporting Officers: Andrew Mann, Executive Officer GVROC

Disclosure of Interest: Nil

Date: September 2020

Attachments: Nil

Background:

GVROC is a regional grouping of local governments that operates by way of a Memorandum of Understanding (MOU).

At the meeting of GVROC held on 15 May 2020, it was revealed that the last GVROC MOU that was executed was for the period July 2015 – October 2017 and had not been reviewed or renewed on the annual basis as it stipulated. As a result, a new MOU was drafted and presented at the meeting for execution between all parties for the period 2020 to 2022.

At its meeting on 24 July 2020 the GVROC carried the following resolution:

RECOMMENDATION:

It is recommended that the GVROC:

- 1. Note and endorse the updated MOU and new Meeting Procedures.**
- 2. Request each GVROC Local Government President/Mayor and CEO execute under seal Schedule 1 of the MOU and return via scanned pdf page to the Executive Officer for collation with the MOU.**
- 3. Note on receipt of all nine executed sections the Executive Officer will distribute the final executed copy to all CEOs for their records.**

RESOLUTION: **Moved: Cr Tracey Rathbone – Shire Coolgardie**
Seconded: Cr Patrick Hill, Shire of Laverton

Carried

Officer Comment:

Since the last GVROC meeting the following LGAs have executed Schedule 1 under seal and returned to the Executive Officer:

The Shires of Coolgardie, Dundas, Laverton, Leonora, Menzies, Esperance, Ngaanyatjaraku and Wiluna.

Still outstanding is the City of Kalgoorlie Boulder (CKB). The CKB has advised while it can sign it giving it only has a life of 1 year, before doing so they believe the GVROC should discuss the recommendations of the Local Government Act Review Panel, namely Recommendation 14, which outlines that the Regional Council model no longer continue and be replaced by Regional Subsidiaries.

Recommendation 14. The Panel recommends:

- a. The regional council model is discontinued.**
- b. A flexible model of joint (regional) and single (local) subsidiaries be introduced in order to enable:**
 - (i) collaboration between local governments; and/or**
 - (ii) involvement of local government in economic development including commercial activities.**

Greater cooperation and collaboration is one way to address financial sustainability and capacity of local governments without the fear of loss of identity. The Panel noted that there are a range of areas that could potentially be delivered jointly by local governments, such as corporate services, economic development, IPR, waste management and community planning.

The current Local Government Act provides for two formal approaches: regional local governments and regional subsidiaries. The Panel recommends that there would be benefits to having only one broader legislative model of collaboration. A single flexible model could reduce complexity and provide for a more tailored compliance regime. Local governments would still have the flexibility to enter into voluntary arrangements outside of the legislated model. This would remove the regional local government model under the new Act, noting the need for appropriate transitional provisions for those already established.

Further discussion and recommendations on this new flexible model, including its use for economic development, can be found under Smarter Planning and Service Delivery at Recommendations 37 to 40.

At the WALGA State Council Meeting on 2 September 2020 it resolved to support recommendation 14 above based on the following comments which were discussed at the GVROC meeting held on 28 August 2020:

Recommendation 14 proposes an end to the regional council model in favour of regional cooperation models set out in the previous recommendations.

WALGA has a strong advocacy history in support of regional subsidiaries¹ and is disappointed that the complexity of the existing legislative provisions means that no regional subsidiaries have formed since the Act amendment of 2016. WALGA has independently developed a revised version of regulations that limits unnecessary compliance without diluting transparency and accountability of regional subsidiaries, and therefore welcomes recommendations that will facilitate regional cooperation under this model.

WALGA is cognisant that regional councils are often formed for a singular purpose, most commonly waste management, yet compliance obligations are generally equivalent to that of a Local Government. It is current WALGA advocacy that the compliance obligations of regional councils should be reviewed². It appears the recommendations will create a suitable opportunity for the transition of regional councils to a model more suitable to the participant Local Governments.

Based on this recommendation and WALGA's support of it the GVROC does need to consider how it will operate into the future, noting that for the time being the current MOU should still be executed and reviewed either in 12 months and renewed until such time as the above recommendation is brought into force. It is expected that this change could take at least another 12 months in any case to enact.

Consultation:	GVROC Chair
Financial Implications:	N/A
Strategic Implications:	N/A
Voting Requirement:	Simple majority

RECOMMENDATION:

That the GVROC:

1. note the status of the signing and execution of the MOU.
2. based on the Local Government Act Review Panel Recommendations on the future of regional councils, request each GVROC LGA take the current MOU and its principles back to their Council for discussion and to develop their position on the future structure and operations of the GVROC.

¹ State Council Resolutions 121.6/2017; 106.6/2016; 94.4/2011; 114.5/2010

² State Council Resolution 06.3/2019

3. request the Executive Officer to organise a two-hour workshop to be held on 13 November 2020 prior to the next GVROC meeting to discuss and agree the future of the GVROC, based on each LGA having a position following recommendation 2.

RESOLUTION:

Moved: *Cr Timothy Carmody - Shire of Wiluna*

Seconded: *Cr David Grills - City of Kalgoorlie Boulder*

Carried

Ms Laura Dwyer, CEO, Shire of Wiluna left the meeting at 10:50am.

8.2 Establishing a Camel Industry – Update Report

Reporting Officer: Andrew Mann, Executive Officer GVROC

Disclosure of Interest: Nil

Date: September 2020

Attachments: Nil

Background:

The GVROC Chair and Executive Officer have continued to work with the GEDC led Working Group and the consultants (Quantum Consulting) to finalise the draft Camel Industry Analysis Report, which has been completed.

Of note in the report is the recommendation for the GVROC to be the champion to bring this all together. To do this it is recommended that the GVROC establish a Beneficial Enterprise as the parent entity for accountability, program acquittal & development oversight (e.g. Board / Management Committee) for the camel industry in the region, with funding supplied through the Federal Government Regional Deal Program.

The recommendations from the report are as follows:

1. Government and stakeholders adopt a long-term view; pursue a minimum 10-year industry development program; that camel population reduction and camel commercialisation be viewed as complementary tasks of critical importance.
2. Immediately develop a camel industry strategy and business case to accompany grant applications and investment proposals.
3. Actively pursue a 'Regional Deals' partnership through engagement with Federal and State members of parliament; to better manage Australia's feral camel population and generate economic benefits for remote and regional communities across the Goldfields.
4. Encourage and support private investors to form partnerships, resources and feasibilities /business plans to develop the ventures outlined in this report.
5. Seek grant funding and investment support to establish a GPS monitoring system, a network of self-mustering yards on pastoral and Aboriginal lands, and technical support to help pastoralists adopt co-grazing. Aim is to ensure camel supply is reliable and sustainable from the outset.
6. Call expressions of interest to establish a panel of experts with 'deep' experience in breeding, handling and farming of camels to provide expertise to new operators, contractors, communities, GVROC and Government.
7. Establish a GVROC sub-committee to facilitate grant and investment applications, coordinate and support private investors, and provide guidance to locating and developing the required infrastructure (in collaboration with the panel of experts).
8. Aim to appoint a commercial project manager to liaise with stakeholders and implement the industry strategy that will deliver a sustainable camel industry within ten years.
9. Compile a register (online library) of education / training materials for pastoralists and Aboriginal stakeholders on issues relating to camel handling, domesticating, grading (age, health, condition), transporting, breeding / farming, processing, value-adding & marketing.

At the GVROC Meeting held on 24 July 2020, GVROC resolved:

RECOMMENDATION:

That the GVROC:

1. **Note the draft Camel Industry Analysis Report and recommendations as presented.**
2. **Members provide all feedback and comments on the draft report by the 7 August 2020 to the GVROC Executive Officer for compiling and providing back to the GEDC and Quantum Consulting.**
3. **Will make a decision on the recommendation of establishing a beneficial enterprise as the parent entity for accountability, program acquittal & development oversight (e.g. Board / Management Committee) for the camel industry in the region, with funding supplied through the Federal Government Regional Deal Program, post its presentation of the final report at its meeting in September 2020.**

RESOLUTION:

Moved: Cr Ian Mickel – Shire of Esperance
Seconded: Cr Patrick Hill, Shire of Laverton

Carried

Comment:

The Report has now been finalised and the Minister for Agriculture and Food, Alannah MacTiernan, announced the report's release on 28 August 2020 as well providing an additional \$100,000 towards controlling feral camels for the Southern Rangelands, refer to following link <https://www.mediastatements.wa.gov.au/Pages/McGowan/2020/08/Feral-camel-control-funds-for-Southern-Rangelands.aspx>.

A workshop was also held with representatives from GEDC, GVROC, DPIRD, GRNBA, other WA Government Departments, Pastoralists and Industry on Thursday 10 September 2020 prior to this meeting to further progress the recommendations from the report. The GVROC Chair will provide an overview on the outcomes from the workshop.

In regards to the GVROC making a decision about establishing a beneficial enterprise to become the parent entity for accountability, program acquittal & development oversight (e.g. Board / Management Committee) for the camel industry in the region, with funding potentially supplied through the Federal Government Regional Deal Program, the GVROC needs to consider the recent recommendations that have been released from the Local Government Act Review Panel around Local and Joint Subsidiaries and were discussed by the WALGA State Council on 2 September 2020 as follows:

Recommendations 39 to 42 - Local & Joint Subsidiaries

Local Government Act Reference: Part 3, Division 4

Recommendation 39 proposes Integrated Planning and Reporting frameworks be cognisant of State Government plans when developing strategies for economic development.

Recommendation 40 proposes the new Local Government Act provide freedom for commercial activities, linking with Recommendation 41 which, whilst recommending against a beneficial enterprise model, makes positive recommendations for the support of commercial activities under an updated subsidiary model required to observe competitive neutrality principles. Recommendation 42 supports the use of regional subsidiary models unless qualified by the requirement to form an entity where the Local Government is not the dominant party.

WALGA Comment – *It is noted that Recommendation 41(a) to (i) details the elements required for a flexible subsidiary model, including a proposal under 41(h) that employees of a subsidiary fall within the jurisdiction of the WA Industrial Relations Commission. This conflicts with current WALGA advocacy that such a transfer is conditional upon modernisation of the State system to be more consistent with the Federal industrial relations system³.*

WALGA has a long-held advocacy position for the creation of Beneficial Enterprises⁴ with support for a vehicle for commercial activity ("Council-controlled organisations") dating back to WALGA's Systemic Sustainability Study 2008⁵.

WALGA Recommendation: Support Recommendations 39, 40, 41(a) to (g) and (i) and 42. Oppose Recommendation 41(h).

Consultation:

Mal Cullen	GVROC Chair
Kris Starcevich	GEDC
Regan Brewer	GEDC
Michelle Donaldson	GNRBA
Bruce Mullen	DPIRD
Tony Brown	WALGA

³ State Council Resolution 78.5/2018

⁴ State Council Resolutions 06.3/2019; 121.6/2017; 107.5/2010; 114.5/2010

⁵ *The Journey: Sustainability into the Future* - Action 21, Page 49

Financial Implications: \$10,000 in the 2020/21 financial year

Strategic Implications: GVROC Strategic Plan 2017-2022
Objective 1, Goal 1.1

RECOMMENDATION:

That the GVROC:

1. note the update and the outcomes from the workshop held on the 10 September 2020 to progress the recommendations from the Camel Industry Analysis Study Report.
2. Request the Executive Officer to prepare a letter of thanks to Camel Solutions Australia for their updated presentation to the GVROC and request they submit a formal proposal in writing outlining the assistance being sought from the GVROC.

RESOLUTION: **Moved: Cr Tracey Rathbone – Shire Coolgardie**
Seconded: Cr Keith Mader - Shire of Menzies

Carried

8.3 GVROC Drought Relief Committee update

Reporting Officers: Peter Fitchat – CEO Shire of Dundas
Andrew Mann, Executive Officer - GVROC

Disclosure of Interest: Nil

Date: September 2020

Attachments: Nil

Background:

On 15 November 2019 at the GVROC meeting a motion was adopted to establish a Drought Relief Committee subject to terms of reference being established and endorsed out of session by the GVROC.

On 31 January 2020 at the GVROC meeting it was resolved:

RECOMMENDATION:

That the GVROC:

1. **Note the Final ToR and formally endorse the establishment of a Drought Committee to further address this issue.**
2. **Endorse the following representatives as members of the Drought Relief Committee:**
 - a. **Chair of GVROC: Cr Mal Cullen – Shire of Coolgardie**
 - b. **Three GVROC delegates as follows: Cr Laurene Bonza – Shire of Dundas, Cr Jim Quadrio and Cr Tim Carmody – Shire of Wiluna**
 - c. **Two GVROC CEOs as follows: Mr Peter Fitchat – Shire of Dundas and Mr Colin Bastow – Shire of Wiluna**

RESOLUTION: **Moved: Cr Laurene Bonza – Shire of Dundas**
Seconded: Cr Tracey Rathbone – Shire of Coolgardie

CARRIED

Peter Fitchat has taken on the role of organising the Committee from the Shire of Wiluna and is keeping note of any drought focussed information coming from the Federal or State Governments in the interim until such time that this committee can start to meet.

Officer Comment:

Since the last GVROC meeting the Shire of Laverton has had discussions with June Bell - Regional Recovery Officer (South WA) - National Drought and North Queensland Flood Response and Recovery Agency - Department of the Prime Minister and Cabinet, which has resulted in June attending the meeting today and speaking with GVROC.

Pending the presentation today from the National Drought and North Queensland Flood Response and Recovery Agency, the Drought Relief Committee will work with June Bell as the RRO for South WA to see how it can engage with the Federal Government in regard to addressing the drought situation in the region and having this information reported back to the Department of the Prime Minister and Cabinet. We will also look at how we can address the issue of not being eligible for current drought relief funding in the region a whether the criteria for this assessment can be amended.

Consultation: GVROC
GVROC CEOs

Financial Implications: TBD

Strategic Implications: Improved Sustainability, Job creation and retention of Primary Industry well into the future.

RECOMMENDATION:

That the GVROC note the update provided.

RESOLUTION: **Moved: Cr Timothy Carmody - Shire of Wiluna**
Seconded: Cr Laurene Bonza – Shire of Dundas

Carried

8.4 GVROC Economic Policy Paper

Reporting Officer:	Andrew Mann, Executive Officer, GVROC
Disclosure of Interest:	Nil
Date:	September 2020
Attachments:	Final GVROC Economic Policy Paper (Attachment 10)

Background:

Following the draft outline of the paper that was presented at the meeting on 15 May 2020, engagement was held with the GEDC, RDAGE, WALGA and the DLGSC to further develop an economic policy paper for the GVROC that can be utilised to lobby the State and Federal Governments as part of the economic recovery stimulus plans post Covid-19 and also during the upcoming State and Federal Government elections. The revised paper was then presented back to the GVROC at its meeting on 24 July 2020.

This Economic Policy Paper (Paper) has been developed by the GVROC to position, assist and drive growth for the region. It considers a number of key government policy settings, regulations and funding programs at a Federal and State level, that if reformed or addressed could enable the GVROC members to grow their communities in a sustainable way on par with the major capital cities, which will provide significant social and economic benefits to not only the region, but also for the State and Nation.

The paper provides the GVROC with a united regional voice from each of its nine local government authorities' members of what they would like to see delivered by the current and future State and Federal Governments.

The paper also takes into consideration the current effect of the Covid-19 Pandemic and the future economic stimulus measures that the GVROC would like to see funded and implemented by State and Federal Governments in conjunction with the GVROC members to stimulate and grow its regional cities, towns and communities into thriving and strong economic communities.

The action from the GVROC meeting on 24 July 2020 was that all GVROC Delegates, CEOs, GEDC, WALGA, DLGSC, RDAGE were to provide feedback to the GVROC Executive Officer on the revised paper so it could be finalised and endorsed.

At the GVROC meeting on 24 July 2020, a motion was made by the Shire of Esperance President, Ian Mickle, to lay on the table the paper and its recommendation to this meeting to allow further time for consideration of the paper by the individual GVROC LGAs.

Following discussion on this motion a vote for and against was called on the motion which was carried unanimously.

RESOLUTION: **Moved: Cr Tracey Rathbone - Shire of Coolgardie**
 Seconded: Cr Ian Mickle – Shire of Esperance

Carried

Officer Comment:

Given the recent announcements from State and Federal Governments regarding stimulus packages for the region, and the looming State Government election in March 2021, it is critical that this paper be finalised and endorsed by the GVROC so that it can be circulated to relevant State and Federal Government Ministers and all local members of Parliament to ensure that any future funding announcements meet the needs and requests of the GVROC LGAs and the region.

Any further delays in putting this paper out may result in lost funding opportunities that are now present to meet the requests outlined in the paper.

Also, in consideration of feedback from each of the GVROC LGAs on the Economic Policy paper, the following comment was received by the CKB CEO – John Walker, which needs to be discussed and deliberated on before the GVROC is able to progress and endorse the paper going forward.

“The Economic Paper in many ways contradicts the Regional Capitals Alliance WA (RCAWA) view to which the CKB is aligned. Whilst there is general support for the contents of the paper the fundamental difference is that the CKB support economic stimulus through the Regional Capitals in pretence to delivering it through a ROC. This has become more obvious following an RCAWA Strategy Session held between the ten Regional Capital LGAs on 7 August 2020. I can’t support signing this and so will need direction from Council before doing so – John Walker CEO CKB, 14 August 2020”

In discussion on this item before the paper is finalised it was requested that all references to Royalties for Regions Program be withdrawn and only request State or Federal Financial Assistance in a more generic term.

Noting the above comments, it was recommended that the GVROC endorse this paper as it will benefit all LGAs in the region if successful in attracting funding and change to government policies.

Consultation: GVROC Chair
GVROC Strategic Working Group
GEDC
WALGA
DLGSC
RDAGE

Financial Implications: Still to be determined

Strategic Implications: GVROC Strategic Plan 2017-2022

RECOMMENDATION:

That the GVROC Council endorse the Economic Policy Paper and request that the GVROC Executive Officer circulate it to all relevant State and Federal Ministers and local members of parliament for the region.

RESOLUTION: **Moved: Cr Keith Mader - Shire of Menzies**
Seconded: Cr Tracey Rathbone – Shire Coolgardie

Carried

8.5 Prioritising social and affordable housing

Reporting Officers: Mal Cullen, GVROC Chair

Disclosure of Interest: Nil

Date: September 2020

Attachments: Nil

Background:

Even prior to the COVID-19 pandemic, affordability gaps in housing were increasing and apparent in both regional and metropolitan areas. The economic downturn has only aggravated inequalities in Australia's affordable housing market which needs serious attention. This is also becoming a major issue for the GVROC LGAs.

To address the issue the following areas need to be considered:

- How investing in social and affordable housing is delivered and how it could support the regions economic recovery – supporting social safety nets, generating jobs, and maximising consumption;
- Looking at collaborative approaches to new developments and innovative investment models to drive affordable housing; and
- Tailoring the development of social and affordable housing to the needs of regional communities, to enable people to be close to jobs and to support vulnerable Australians.

Currently the State Government's focus has primarily been on the metropolitan area with little interaction or consultation with LGAs. This has been shown recently when the State Government allocated \$394 million to a METRONET Social and Affordable Housing and Jobs Package. This Package is looking at assisting communities to:

- use housing to achieve better outcomes for individuals and families in need;
- deliver inclusive and connected communities where people of all incomes and backgrounds have a place to call home and belong;
- create a housing system that is more responsive to current and future needs; and
- address the State's aging social housing stock, changing client demographics and dwellings that are no longer suitable for client needs.

However, the shortfall in this project is that the State Government did not consult with the LGAs involved in this project, who have responsibility for servicing the communities involved. This can lead to conflicting situations and priorities and inability to meet the communities and LGA areas needs.

In this respect it is suggested that the GVROC could investigate further how it may be able to develop a model for delivering cost effective affordable housing and maintenance programmes, funded through the State Government, but run and managed locally, creating ongoing employment in the GVROC region.

Officer Comment:

As per recent conversations that have been held amongst various GVROC LGAs on this matter, I believe there is an opportunity in the current economic climate to make a concerted effort to target this space on a regional level should the GVROC agree it is a priority.

There are other similar models and projects operated around Australia, e.g. the Brisbane Housing Company Model, that the GVROC could investigate to build a proposal to take to the WA State Government requesting provision of funding to GVROC to manage that will deliver a project that will benefit the whole region on a more cost effective basis with build and future maintenance programmes completed locally. This type of model could provide each GVROC LGA with an instant economic development opportunity for their town.

Consultation: GVROC

Financial Implications: TBD

Strategic Implications: Improved Liveability, social and community wellbeing.

RECOMMENDATION:

That the GVROC:

1. agree on the need for an immediate solution towards addressing the maintenance and quality of current social housing and addressing affordable housing options in the region; and
2. endorse the GVROC Chair and Executive Officer to further develop a proposal to address this matter for consideration and approval by the GVROC prior to submission to the WA Government seeking funding.
3. endorse the GVROC Chair and Executive Officer as part of this process to engage with the DLGSC District Leadership Group to raise and discuss this matter.

RESOLUTION:

Moved: *Cr Tracey Rathbone – Shire Coolgardie*

Seconded: *Cr Laurene Bonza – Shire of Dundas*

Carried

8.6 Feedback sought on WA's waste management legislation

Reporting Officers:	Andrew Mann, Executive Officer GVROC
Disclosure of Interest:	Nil
Date:	September 2020
Attachments:	Discussion Paper WARR Act Review (Attachment 11)

Background:

The Government of Western Australia has released a discussion paper and is seeking feedback on the review of the Waste Avoidance and Resource Recovery Act 2007, the principal legislation for waste management in Western Australia.

The Act requires that the legislation be reviewed every five years. The review seeks to consider the effectiveness of the legislation in meeting its objectives for reducing waste and encouraging resource recovery and its alignment to the Waste Avoidance and Resource Recovery Strategy 2030.

Key areas of focus in the review include:

- recommendations from the 2016 Auditor General and 2018 Public Accounts Committee reports, which outlined areas where waste management could be improved through potential changes to the *Waste Avoidance and Resource Recovery Act 2007*
- legislative changes to support the container deposit scheme – Containers for Change – and future extended producer responsibility schemes
- legislative powers relating to the making of subsidiary legislation, and changes to support effective waste management and compliance and enforcement.

This review follows recent consultations on reforming the waste regulatory framework and management approaches. Examples include the release of two waste reform papers – Closing the loop: Waste reforms for a circular economy and the Review of the Waste Levy – in February 2020.

There is opportunity for the GVROC or individual LGAs to share their views on the effectiveness of the Waste Avoidance and Resource Recovery Act 2007, by making submissions to the Department of Water and Environmental Regulation (DWER) by 25 November, 2020. Feedback will help inform the review of the legislation and the proposals for reform.

Officer Comment:

As was mentioned at the GVROC meeting on 28 August 2020 to discuss the WALGA State Council Agenda, there appears to be a metropolitan focus on waste and resource recovery currently by the Municipal Waste Advisory Committee. This review of the WARR Act can provide an opportunity for the GVROC region and each LGA to promote its capabilities and capacity for reducing waste and encouraging resource recovery and highlighting what the region has to offer in this area compared to the metropolitan area through submissions to this review, particularly around areas where waste management could be improved through potential changes to the Waste Avoidance and Resource Recovery Act 2007.

The City of Kalgoorlie Boulder has advised it will also be providing direct input into the State's Waste Strategy review, given it is the largest local authority with the largest municipal tip, with a significant recycling program and a commitment to container deposit schemes, tip shop and other initiatives plus its direct experience in managing the disposal of tyres and other large scale issues. The City of Kalgoorlie Boulder was also included in the Auditor General's recent performance audit on this matter tabled in Parliament.

Also for noting by the GVROC, a meeting has been arranged on 24 September 2020 between the GVROC Chair and CEO of Shire of Coolgardie to meet with the DLGSC, DWER and WALGA to discuss their development of a Waste Strategy, which is a key project through the State Local Government Partnership agreement.

It is therefore recommended that each of the GVROC LGA be encouraged to review this discussion paper and provide submissions to it as they deem appropriate.

Consultation: GVROC Chair
City Kalgoorlie Boulder
Shire of Coolgardie

Financial Implications: TBD

Strategic Implications: Improved Sustainability and Job creation and retention into the future.

RECOMMENDATION:

That the GVROC:

1. Notes the Discussion Paper on the WARR Act Review;
2. Encourages each GVROC LGA to consider making its own submission on the discussion paper as it will help inform the review of the Waste Avoidance and Resource Recovery Act 2007 legislation and the proposals for reform.

RESOLUTION: **Moved: Cr Tracey Rathbone – Shire Coolgardie**
Seconded: Cr Laurene Bonza – Shire of Dundas

Carried

9. AGENCY REPORTS

9.1 WALGA

WALGA verbal update report by Jo Burges and Carol-Anne Bradley

9.2 Department of Local Government, Sport and Cultural Industries

DLGSC verbal update report will be provided by Jodie Holbrook, Director Local Government Policy & Engagement along with the following information provided.

Community Resilience Scorecard (also featured in the DLGSC Local matters August Newsletter)

DLGSC was launched the Community Resilience Scorecard with Minister Templeman and research partners Catalyse and Local Government Professionals.

Webinar link. https://www.youtube.com/watch?v=gwccq_SL5Cfq

Full report <https://dlgsc.wa.gov.au/department/publications/publication/markyt-community-resilience-scorecard-results>

As part of the brief, the final report was dis-aggregated into 10 reports based on the Regional Development Commissions. The Goldfields Esperance Report is attached for your reference (Attachment 12).

These plans provide an important social lens and legitimacy to the WA Recovery Plan at a regional level. The reports highlight what the community would like local government to prioritise;

- economic recovery
- local employment opportunities
- community health and well being
- local infrastructure

Importantly, the development commission reports reflects alignment with WA State Recovery Plan and regional recovery sub plans.

DLGSC would be happy to arrange a presentation tailored for your Zone to discuss the outcomes of the report, research methodology or analysis with our research partner Catalyse.

Review State Local Government Partnership Agreement Review

The signatures of the agreement will commence the review of the partnership agreement to conclude in December 2020. Further advice is found in the WALGA State Council agenda for 2 September 2020 in the organisation update Governance report page 45. DLGSC will seek feedback across government agencies and LG Professional WA and WALGA will discuss their respective members.

9.3 Goldfields Esperance Development Commission

GEDC verbal update report by Kris Starcevich.

9.4 RDA Goldfields Esperance

RDAGE verbal update report provided by Ms Jo Swan

RECOMMENDATION:

That the GVROC note the Agency Reports as provided.

RESOLUTION:

Moved: Cr Tracey Rathbone – Shire Coolgardie
Seconded: Cr Timothy Carmody - Shire of Wiluna

Carried

10. LATE ITEMS as notified, introduced by decision of the Meeting

Nil.

11. FUTURE GVROC COUNCIL MEETINGS/FUNCTIONS

Next Meetings

With the continuing and evolving situation of the COVID-19 "Corona Virus" scheduling of future meetings as in person is a watching brief. This will be reviewed at each meeting by GVROC and decisions made on whether the meetings are held as in person meetings or conducted through Zoom video conferencing.

In noting the above, the following suggested dates in 2020 have been set for the remaining GVROC meetings.

- 13 November 2020 (Coolgardie)

The following are the WALGA State Council meeting dates in 2020 with suggested GVROC Zoom video conference meeting dates prior to these to inform the GVROC's representatives attending the meetings with relevant input for State Council Agenda Items:

- 25 September WALGA Annual General Meeting – Crown Perth
- 2 December 2020 - (GVROC Video conference 27 November 2020)

12. CLOSURE OF MEETING

There being no further business the Chair declared the meeting closed at 12:15pm.

GVROC Council Meeting – Action Arising
From the GVROC meeting on Friday 11th September 2020

Item	Action	Responsibility	Due Date
4.2	Presentation from June Bell - Regional Recovery Officer (South WA) - National Drought and North Queensland Flood Response and Recovery Agency - Department of the Prime Minister and Cabinet - GVROC Officer to distribute details for June Bell – Regional Recovery Officer (South WA) with further information and weblinks around drought assistance available to GVROC Delegates.	Andrew Mann	September 2020 Completed – sent with unconfirmed minutes
5.3 & 8.2	Establishing a Camel Hub Operation (Producing Camel Tracking, Camel Milk, Camel Meat and Camel Pet Meat Meal as a solution to the feral camel issues in the region) - GVROC Officer to prepare a letter for the GVROC Chair thanking Camel Solutions Australia for its update on its proposal and request them to formally put in writing what they are seeking from the GVROC.	Andrew Mann Mal Cullen	September 2020
7.1	Goldfields Records Storage Facility – CKB to provide an update at the next meeting on any interest shown from market for the property since last meeting. Five remaining LGAs to meet and decide direction for purchasing and operating the facility.	CKB & Shires of Coolgardie, Dundas, Leonora and Menzies	November 2020
8.1	GVROC Memorandum of Understanding (MOU) 2020-2022 - Each GVROC LGA take the current MOU and its principles back to their Council for discussion and to develop their position on the future structure and operations of the GVROC, based on the recommendations from the Local Government Act Review Panel report.	All LGAs	October 2020
	The Executive Officer to organise a two-hour workshop to be held on 13 November 2020 prior to the next GVROC meeting to discuss and agree the future of the GVROC, based on each LGA having a position following action above.	Andrew Mann	13 November 2020
8.4	GVROC Economic Policy Paper – Executive Officer to remove all reference to Royalties for Regions Program from the paper and include additional roads of strategic importance from the Shire of Wiluna. Upon changes resend paper with unconfirmed minutes as the final version for circulation and use by all as endorsed by GVROC in meeting.	Andrew Mann	September 2020 Completed – sent with unconfirmed minutes
8.5	Prioritising social and affordable housing - GVROC Chair and Executive Officer to further develop a proposal to address this matter for consideration and approval by the GVROC prior to submission to the WA Government seeking funding.	Mal Cullen Andrew Mann	13 November 2020
	GVROC Chair and Executive Officer as part of this process to engage with the DLGSC District Leadership Group to raise and discuss this matter further.		
8.6	Feedback sought on WA’s waste management legislation - Each GVROC LGA to consider making its own submission on the discussion paper as it will help inform the review of the Waste Avoidance and Resource Recovery Act 2007 legislation and the proposals for reform	All LGAs	Submissions to DWER close 25 November 2020. Details provided by Executive Officer to all LGAs through the Agenda and Minutes of meeting.

Summary Minutes

STATE COUNCIL MEETING

2 September 2020

NOTICE OF MEETING

Meeting of the Western Australian Local Government Association State Council held at Crown Perth in Botanical Room 3, on Wednesday 2 September 2020.

1. ATTENDANCE, APOLOGIES & ANNOUNCEMENTS

1.1 Attendance

Members	President of WALGA - Chair Deputy President of WALGA, Northern Country Zone Avon-Midland Country Zone Central Country Zone Central Metropolitan Zone Central Metropolitan Zone East Metropolitan Zone East Metropolitan Zone Goldfields Esperance Country Zone Gascoyne Country Zone Great Eastern Country Zone Great Southern Country Zone Kimberley Country Zone Murchison Country Zone North Metropolitan Zone North Metropolitan Zone North Metropolitan Zone Peel Country Zone Pilbara Country Zone South East Metropolitan Zone South East Metropolitan Zone South Metropolitan Zone South Metropolitan Zone South Metropolitan Zone South West Country Zone	Mayor Tracey Roberts JP President Cr Karen Chappel JP President Cr Ken Seymour President Cr Phillip Blight Cr Jenna Ledgerwood Cr Paul Kelly Cr Catherine Ehrhardt Cr Kate Driver - Deputy President Cr Malcolm Cullen President Cr Eddie Smith – Deputy via teleconference President Cr Stephen Strange Cr Ronnie Fleay Cr Chris Mitchell JP Cr Les Price Cr Frank Cvitan JP Mayor Mark Irwin Mayor Albert Jacob - Deputy President Cr Michelle Rich Mayor Peter Long Cr Julie Brown Mayor Ruth Butterfield Cr Doug Thompson Mayor Carol Adams OAM Mayor Logan Howlett JP President Cr Tony Dean
Ex Officios	Chair Commissioner, City of Perth Local Government Professionals WA	Mr Andrew Hammond, arrived at 4:13pm Mr Jamie Parry
Guests	Minister for Local Government; Heritage; Culture and the Arts Minister's Chief of Staff LGIS Chair LGIS Chief Executive Officer	Hon. David Templeman MLA – arrived at 5:11pm Mr Gary Hamley, arrived at 5:11pm Mr Peter Forbes Mr Jonathan Seth
Secretariat	Chief Executive Officer EM Strategy, Policy and Planning EM Governance & Organisational Services EM Commercial and Communications EM Infrastructure Intergovernmental Relations and Risk Manager Strategy & Association Governance Chief Financial Officer Manager Governance Executive Officer Governance	Mr Nick Sloan Mr Mark Batty Mr Tony Brown Mr Zac Donovan Mr Ian Duncan Ms Joanne Burges Mr Tim Lane Mr Rick Murray Mr James McGovern Ms Margaret Degebrot

ORDER OF PROCEEDINGS

- **OPEN and WELCOME**

The Chair declared the meeting open at 4:00pm.

- **Acknowledgement of Country**

I would like to acknowledge the Whadjuk Nyoongar People who are the Traditional Custodians of this land we meet on today and I would like to pay my respects to their Elders past, present and future.

Welcome to:

- Hon David Templeman MLA Minister for Culture and the Arts, Local Government and Heritage (arrived at 5:11pm).
- Mr Gary Hamley Minister's Chief of Staff (arrived at 5:11pm).
- Mr Peter Forbes Chair LGIS
- Mr Jonathan Seth Chief Executive Officer LGIS
- Hon Mayor Albert Jacob North Metropolitan Zone Deputy
- Cr Kate Driver East Metropolitan Zone Deputy
- President Cr Eddie Smith Gascoyne Country Zone Deputy –via teleconference
- State Councillors
- WALGA secretariat

APOLOGIES

- Cr Russ Fishwick North Metropolitan Zone
- Cr Cate McCullough East Metropolitan Zone
- President Cr Cheryl Cowell Gascoyne Country Zone

ANNOUNCEMENTS

Nil

2. DECLARATIONS OF INTEREST

Pursuant to our Code of Conduct, State Councillors must declare to the Chair any potential conflict of interest they have in a matter before State Council as soon as they become aware of it.

- *Mayor Logan Howlett declared an interest in Item 5.1, as an owner of a park home covered by the Act*
- *Cr Fleay declared an interest in Item 5.3 as a member of the WA Planning Commission*
- The following State Councillors declared an impartiality interest in Item 5.3 as a member of a Joint Development Assessment Panel (JDAP).
 - *Mayor Peter Long*
 - *Cr Frank Cvitan*
 - *Cr Julie Brown*
 - *Cr Chris Mitchell*
 - *Mayor Carol Adams*
 - *Cr Catherine Ehrhardt*
 - *President Cr Mitchell Rich*
 - *Mayor Ruth Butterfield*
 - *Cr Paul Kelly*
 - *Cr Kate Driver*
 - *President Cr Karen Chappel*
 - *Cr Jenna Ledgerwood*

- *Cr Paul Kelly declared and impartiality interest in Item 5.5*

PAPERS

State Councillors received the following papers under separate cover:

- Strategic Forum Agenda
- Flying Minute – Template Noongar Heritage Agreement for Local Government
- Flying Minute – Infrastructure WA Discussion Paper
- Item 5.6 Finance and Services Committee Meeting Minutes 22 July.
 - Management Financials
 - May Financial Dashboard
 - WALGA Financial Report for year ending 31 May 2020
 - Deloittes Report
 - Deloittes Review
 - OAG Correspondence
- Item 5.7 Finance and Services Committee Minutes 19 August 2020
 - 2020/21 Governance Financials Pack period ending 31 July 2020
 - 2020/21 Management Financials ending 31 July 2020
- Item 5.8 Selection Committee Meeting Minutes
- Item 5.9 LGIS Board Minutes
- Item 5.10 LGIS Review Action Points Schedule - Confidential
- CEO's report to State Council
- President's Report (previously emailed to your Zone meeting)

3. MINUTES OF THE PREVIOUS MEETINGS

3.1 Minutes of Meeting Held 1 July 2020

Moved: Cr Julie Brown
 Seconded: Cr Chris Mitchell

That the Minutes of the State Council meeting held Wednesday [1 July 2020](#) be confirmed as a true and correct record of proceedings.

RESOLUTION 113.4/2020

CARRIED

3.1.1 Business arising from the Minutes of 1 July 2020.

Nil

3.2 Flying Minutes of Template Noongar Heritage Agreement for Local Government – 6 August 2020

Moved: President Cr Karen Chappel
Seconded: Mayor Logan Howlett

That the Flying Minutes of the [Template Noongar Heritage Agreement for Local Government, 6 August 2020](#), be confirmed as a true and correct record of proceedings.

RESOLUTION 114.4/2020

CARRIED

3.2.1 Business arising from the Flying Minutes of the Template Noongar Heritage Agreement.

Nil

3.3 Flying Minutes Infrastructure WA Discussion Paper and Submission

Moved: President Cr Michelle Rich
Seconded: President Cr Stephen Strange

That the Flying Minutes of the [Infrastructure WA Discussion Paper of 18 August 2020](#) be confirmed as a true and correct record of proceedings.

RESOLUTION 115.4/2020

CARRIED

3.3.1 Business arising from the Flying Minutes of 18 August 2020.

Nil

5. MATTERS FOR DECISION

5.1 Park Home Approvals and the *Caravan Parks and Camping Grounds Act 1995* (05-018-02-0002 VJ)

By Vanessa Jackson, Policy Manager Planning and Improvement

- Mayor Logan Howlett declared an interest in Item 5.1, as an owner of a park home covered by the Act and left the meeting at 4:04pm.

Recommendation

That WALGA requests the State Government to:

1. Urgently amend the *Caravan Parks and Camping Grounds Act 1995* to allow the continued lawful placement of new manufactured homes on caravan park sites until 2030; and
2. Undertake a full review of the *Caravan Parks and Camping Grounds Act 1995* and associated legislation and regulations.

Avon Midland Country Zone	WALGA Recommendation supported
Central Country Zone	WALGA Recommendation supported
Central Metropolitan Zone	WALGA Recommendation supported
East Metropolitan Zone	WALGA Recommendation supported
Gascoyne Zone	WALGA Recommendation supported
Goldfields Esperance Country Zone	WALGA Recommendation supported
Great Eastern Country Zone	WALGA Recommendation supported
Great Southern Country Zone	WALGA Recommendation supported
Kimberley Zone	WALGA Recommendation supported
Murchison Country Zone	WALGA Recommendation supported
North Metropolitan Zone	WALGA Recommendation supported
Northern Country Zone	WALGA Recommendation supported
Pilbara Zone	WALGA Recommendation supported
South Metropolitan Zone	WALGA Recommendation supported
South West Country Zone	WALGA Recommendation supported

PEEL ZONE

That the Peel Country Zone recommends the deletion of the first section of the recommendation and supports the following recommendation: -

That WALGA requests the State Government to undertake a full review of the *Caravan Parks and Camping Grounds Act 1995* and associated legislation and regulations.

SOUTH EAST METROPOLITAN ZONE

The South East Metropolitan Zone supports Item 5.1 with the following amendment to point one:

That WALGA requests the State Government to:

1. Urgently amend the *Caravan Parks and Camping Grounds Act 1995* to allow the continued lawful placement of new manufactured homes on caravan park sites until 2025; and
2. Undertake a full review of the *Caravan Parks and Camping Grounds Act 1995* and associated legislation and regulations.

SECRETARIAT COMMENT

The intent of the initial resolution was to request the State Government to undertake a full review of the *Caravan Parks and Camping Grounds Act 1995* and associated legislation and regulations, due to the issues raised through the SAT case on manufactured homes on caravan park sites. Rather than set a timeframe, or be specific about 'continued lawful placement' of the park homes, an urgent review could be suggested to look at the issues raised in the SAT case and to enable further consultation with members.

Moved: Cr Julie Brown
Seconded: Cr Catherine Ehrhardt

That WALGA urgently requests the State Government to undertake a full review of the *Caravan Parks and Camping Grounds Act 1995* and associated legislation and regulations, to address manufactured homes on caravan park sites.

RESOLUTION 116.4/2020

CARRIED

Mayor Howlett returned to the meeting at 4:07pm.

5.2 Submission on Decision Paper – Swimming Pool and Safety Barrier Control (05-015-02-0010 VJ)

By Vanessa Jackson, Policy Manager Planning and Improvement

Recommendation

That the submission on the Decision Paper on Swimming Pool and Safety Barrier Control, be endorsed.

Avon Midland Country Zone	WALGA Recommendation supported
Central Country Zone	WALGA Recommendation supported
Central Metropolitan Zone	WALGA Recommendation supported
East Metropolitan Zone	WALGA Recommendation supported
Gascoyne Zone	WALGA Recommendation supported
Goldfields Esperance Country Zone	WALGA Recommendation supported
Great Eastern Country Zone	WALGA Recommendation supported
Great Southern Country Zone	WALGA Recommendation supported
Kimberley Zone	WALGA Recommendation supported
Murchison Country Zone	WALGA Recommendation supported
North Metropolitan Zone	WALGA Recommendation supported
Northern Country Zone	WALGA Recommendation supported
Peel Zone	WALGA Recommendation supported
Pilbara Zone	WALGA Recommendation supported
South East Metropolitan Zone	WALGA Recommendation supported
South Metropolitan Zone	WALGA Recommendation supported
South West Country Zone	WALGA Recommendation supported

Moved: Cr Chris Mitchell
 Seconded: President Cr Malcolm Cullen

That the submission on the Decision Paper on Swimming Pool and Safety Barrier Control, be endorsed.

RESOLUTION 117.4/2020

CARRIED

5.3 Development Assessment Panels (05-047-01-0016 CH)

By Chris Hossen, Senior Planner

- Cr Fleay declared an interest in Item 5.3 as a member of WA Planning Commission and left the room at 4:09pm.

The following State Councillors declared an impartiality interest in this item as members of a Joint Development Assessment Panel (JDAP).

- Mayor Peter Long
- Cr Frank Cvitan
- Cr Julie Brown
- Cr Chris Mitchell
- Mayor Carol Adams
- Cr Catherine Ehrhardt
- President Cr Mitchell Rich
- Mayor Ruth Butterfield
- Cr Paul Kelly
- Cr Kate Driver
- President Cr Karen Chappel
- Cr Jenna Ledgerwood

Recommendation

That the findings and recommendations of the *Development Assessment Panels, 2011-20 Review* be endorsed and that WALGA advocate for:

1. The abolishment of the current 'mandatory' mechanism which requires a Development Assessment Panel to act as the decision maker where a proposal has a value of \$10 million or greater, and replace this with an 'opt in' mechanism for all proposals;
2. Raising the Development Assessment Panel threshold from the current \$2 million back to \$3 million; and
3. The Department of Planning, Lands and Heritage to make public comprehensive data related to the performance of the Development Assessment Panel system to improve the transparency of the system.

Avon Midland Country Zone	WALGA Recommendation supported
Central Country Zone	WALGA Recommendation supported
Central Metropolitan Zone	WALGA Recommendation supported
Gascoyne Zone	WALGA Recommendation supported
Goldfields Esperance Country Zone	WALGA Recommendation supported
Great Eastern Country Zone	WALGA Recommendation supported
Great Southern Country Zone	WALGA Recommendation supported
Kimberley Zone	WALGA Recommendation supported
Murchison Country Zone	WALGA Recommendation supported
North Metropolitan Zone	WALGA Recommendation supported
Northern Country Zone	WALGA Recommendation supported
Pilbara Zone	WALGA Recommendation supported
South East Metropolitan Zone	WALGA Recommendation supported
South Metropolitan Zone	WALGA Recommendation supported
South West Country Zone	WALGA Recommendation supported

PEEL ZONE

That the Peel Zone supports the Agenda resolution, with the following amendment to Dot point 2: -

2. Raising the Development Assessment Panel threshold from the current \$2 million to \$5 million.

EAST METROPOLITAN ZONE

Supported subject to the amendment to point 2.

That the findings and recommendations of the Development Assessment Panels, 2011-20 Review be endorsed and that WALGA advocate for:

1. The abolishment of the current 'mandatory' mechanism which requires a Development Assessment Panel to act as the decision maker where a proposal has a value of \$10 million or greater, and replace this with an 'opt in' mechanism for all proposals;
2. Raising the Development Assessment Panel threshold from the current \$2 million to \$4 million; and
3. The Department of Planning, Lands and Heritage to make public comprehensive data related to the performance of the Development Assessment Panel system to improve the transparency of the system.

SECRETARIAT COMMENT

The raising of the minimum threshold is supported, either to \$3, \$4 or \$5 million, would be better than the current low threshold of \$2 million.

Given the State Development Assessment Unit has established a \$5 million threshold for optional applications in the 'Region', this benchmark could be considered an appropriate amount to increase to, aligning with the State's current approach.

Moved: Cr Les Price
Seconded: Cr Chris Mitchell

That the findings and recommendations of the Development Assessment Panels, 2011-20 Review be endorsed and that WALGA advocate for:

1. **The abolishment of the current 'mandatory' mechanism which requires a Development Assessment Panel to act as the decision maker where a proposal has a value of \$10 million or greater, and replace this with an 'opt in' mechanism for all proposals;**
2. **Raising the Development Assessment Panel threshold from the current \$2 million to \$5 million; and**
3. **The Department of Planning, Lands and Heritage to make public comprehensive data related to the performance of the Development Assessment Panel system to improve the transparency of the system.**

RESOLUTION 117.4/2020

CARRIED

Cr Ronnie Fleay returned to the meeting at 4:13pm.

5.4 Air Handling Discussion Paper Part Two (05-031-01-0001 BW)

By Bec Waddington, Policy Officer, Community

Recommendation

That the submission to the Department of Health in response to the Air Handling discussion paper Part Two be endorsed.

Avon Midland Country Zone	WALGA Recommendation supported
Central Country Zone	WALGA Recommendation supported
Central Metropolitan Zone	WALGA Recommendation supported
East Metropolitan Zone	WALGA Recommendation supported
Gascoyne Zone	WALGA Recommendation supported
Goldfields Esperance Country Zone	WALGA Recommendation supported
Great Eastern Country Zone	WALGA Recommendation supported
Great Southern Country Zone	WALGA Recommendation supported
Kimberley Zone	WALGA Recommendation supported
Murchison Country Zone	WALGA Recommendation supported
North Metropolitan Zone	WALGA Recommendation supported
Northern Country Zone	WALGA Recommendation supported
Peel Zone	WALGA Recommendation supported
Pilbara Zone	WALGA Recommendation supported
South East Metropolitan Zone	WALGA Recommendation supported
South Metropolitan Zone	WALGA Recommendation supported
South West Country Zone	WALGA Recommendation supported

Moved: President Cr Michelle Rich
Seconded: Mayor Carol Adams

That the submission to the Department of Health in response to the Air Handling discussion paper Part Two be endorsed.

RESOLUTION 118.4/2020

CARRIED

5.5 Local Government Review Panel Final Report (05-034-01-0001 TB)

*Tony Brown, Executive Manager Governance and Organisational Service
James McGovern, Manager Governance*

Cr Paul Kelly declared an impartiality interest in this item.

1. That WALGA SUPPORT the following Recommendations from the Local Government Review Panel Final Report:

- Recommendations 1, 2, 3, 4, 6 and 7;
- Recommendation 8;
- Recommendation 11;
- Recommendations 12, 13 and 14;
- Recommendation 15;
- Recommendations 16 and 17;
- Recommendation 24;
- Recommendations 25(b) to (f);
- Recommendations 26(b), (d), (e) and (f);
- Recommendations 28, 29, 30, 31, 32(1)(a) to (o) and 32(2)(a);
- Recommendations 33 and 34;
- Recommendations 36 and 37;
- Recommendations 38(c), (d) and (e);
- Recommendations 39, 40, 41(a) to (g) and (i);
- Recommendation 42;
- Recommendations 43 and 44;
- Recommendations 45, 46, 47, 48 and 49;
- Recommendations 50, 51 and 52;
- Recommendation 54;
- Recommendations 55(a), (b), (d), (e), (f), (h) and (i);
- Recommendation 56;
- Recommendation 57;
- Recommendation 59;
- Recommendations 62 and 63;
- Recommendation 64(c);
- Recommendations 65(a) to (e).

2. That WALGA OPPOSE the following Recommendations from the Local Government Review Panel Final Report:

- Oppose Recommendation 5;
- Oppose Recommendation 19;
- Oppose Recommendations 23 and 25(a);
- Oppose Recommendation 26(c);
- Oppose Recommendations 32(2)(b) and (c);
- Oppose Recommendation 35;
- Oppose Recommendations 38(a) and (b);
- Oppose Recommendation 41(h);

- Oppose Recommendations 53(a) and (b);
 - Oppose Recommendations 55(c) and (g);
 - Oppose Recommendation 58;
 - Oppose Recommendation 60;
 - Oppose Recommendation 61;
3. That WALGA **CONDITIONALLY SUPPORT** the following Recommendations from the Local Government Review Panel Final Report as described:
- Recommendations 9 and 10 and but oppose any proposal to remove the poll provisions (Dadour provisions) in Schedule 2.1, Clause 8 of the Local Government Act;
 - Recommendation 18 and reiterate WALGA’s current advocacy position that there be adequate funding of legislative responsibilities assigned to Local Governments in relation to service delivery to remote Aboriginal communities;
 - Recommendations 20, 21 and 27 in support of a broad review of the property franchise including a community consultative process;
 - Recommendation 26(a) conditional upon a review of the relative benefits and merits of changes to reduce numbers of Elected Members on Council be supported, on the following basis:
 - Populations up to 5,000 – 5 to 7 Councillors (incl. President)
 - Populations between 5,000 and 75,000 – 5 to 9 Councillors (incl. Mayor/President)
 - Populations above 75,000 – up to 15 Councillors (incl. Mayor);
4. That WALGA carry out further consultation on the following Recommendations from the Local Government Review Panel Final Report:
- Recommendation 22 – All In/All Out Elections;
 - Recommendations 64(a) and (b) - WALGA
 - Recommendation 65(f) – Transfer of Employee Entitlements

SECRETARIAT COMMENT

11 Zones have provided a recommendation to endorse the WALGA recommendation either in full or subject to amendments. Six Zones have requested State Council to consider deferring the item.

Avon Midland Country Zone	WALGA Recommendation supported
Kimberley Zone	WALGA Recommendation supported

SOUTH METROPOLITAN ZONE

That the South Metropolitan Zone supports item 5.5 as listed in the September 2020 State Council Agenda subject to the following;

1. That WALGA’s position on Recommendation 19 of the Local Government Panel’s recommendations be changed from oppose to support.
2. That WALGA’s position on Recommendation 22 of the Local Government Panel’s recommendations be changed from carrying out further consultation to opposition to the proposal.
3. That WALGA’s position on Recommendation 26(b) of the Local Government Panel’s recommendations be changed from support to oppose.

4. That WALGA's position on Recommendation 32(2)(b) and 32(2)(c) of the Local Government Panel's recommendations be changed from oppose to conditional support.
5. That WALGA's position on Recommendation 33(f) of the Local Government Panel's recommendations be changed from support to oppose.
6. That WALGA's position on Recommendation 44(g) of the Local Government Panel's recommendations be changed from support to oppose.
7. That WALGA's position on Recommendation 44(d) of the Local Government Panel's recommendations be changed from support to oppose.
8. That WALGA's position on Recommendation 50(c) of the Local Government Panel's recommendations be changed from support to oppose.
9. That WALGA's position on Recommendation 55(c) of the Local Government Panel's recommendations be changed from oppose to support.

NORTH METROPOLITAN ZONE

That the North Metropolitan Zone endorses the WALGA recommendations with the following amendments:

1. Recommendation 22 - Oppose All In/All Out Elections (no further consultation required).
2. Recommendation 26(e) - Oppose introduction of four-year elections, council elected Mayors/Presidents elected for 2-year terms.
3. Recommendation 56(b) - Conditionally support, subject to recognition of prior learning being acknowledged and noting the cost impact on small Councils of compulsory training.

MURCHISON COUNTRY ZONE

That the Murchison Country Zone support WALGA's response to the Local Government review panel final report, with the following amendments:

- 3(b) – Oppose. Councils represent all groups and to single one out would be divisive;
- 7(c) – No need to reference any particular section of the community;
- 8(e) – Oppose. Peak bodies should have no role;
- 12 – Conditionally support, optional not mandatory;
- 12(c) - Conditionally support, optional not mandatory;
- 16 – Oppose. Councils represent all groups and to single one out would be divisive;
- 17 – Oppose. Councils represent all groups and to single one out would be divisive;
- 22 – Oppose. Consultation not considered necessary;
- 25(d) – Oppose;
- 26(a) – Oppose;
- 33(b) – Term “responsive” to be reviewed as dictionary definition “reacting quickly and positively” not considered appropriate for all individuals/groups;
- 46 – Oppose;
- 51 – Delete term “reasonable”;
- 52 – Oppose. Full cost recovery impractical for currently subsidised services e.g. swimming pool entry fees;
- 54(c) – Oppose. Should not be mandatory as internal audits impractical for small councils;

- 55 – Oppose in entirety, noting WALGA is opposed to 55(b),(c)&(g);
- 63 – Oppose;
- While silent on the matter, the zone believes the review should have included consideration of vexatious complainants.

SOUTH WEST COUNTRY ZONE

That the WALGA recommendation relating to Item 5.5 be supported with the following amendments:

1. Panel recommendation 11 be subject to further consultation (i.e. moved from Part 1 of the recommendation to Part 4).
2. Panel recommendation 55 (h) be opposed.
3. In relation to Panel recommendation 26 (a), the number of Elected Members applicable to Local Governments with populations between 5,000 and 75,000 be amended to read:
 - “Populations between 5,000 and 75,000 – 5 to 11 Councillors (incl. Mayor/President)”
4. That Panel recommendation 22 be opposed.

PILBARA COUNTRY ZONE

That the Pilbara Zone:

1. Suggests WALGA concentrates on a small number of important concerns but makes a positive contribution by explaining what it considers would be an unsatisfactory outcome and recommends changes that would result in an improved outcome;
2. Supports in particular, WALGA’s opposition to Recommendations 38a, 38b, 53a and 53b and will provide further information on Pilbara Zone concerns before the September State Council meeting;
3. Notes all Matters for Noting and Organisational Reports as listed in the September 2020 State Council Agenda.

GOLDFIELDS ESPERANCE COUNTRY ZONE

GVROC support the WALGA recommendations 1 through 4 as presented in this item, with the following amended resolutions regarding:

- Recommendation 18 – GVROC support rather than conditionally support, that there be adequate funding of legislative responsibilities assigned to Local Governments in relation to service delivery to remote Aboriginal Communities.
- Recommendation 26(a) – GVROC support rather than conditionally support, WALGA’s suggested numbers of Elected Members on Council on the following basis:
 - Populations up to 5,000 – 5 to 7 Councillors (incl. President)
 - Populations between 5,000 and 75,000 – 5 to 9 Councillors (incl. Mayor/President)
 - Populations above 75,000 – up to 15 Councillors (incl. Mayor).
- Recommendation 22 – GVROC Oppose All in /All out Elections.

CENTRAL COUNTRY ZONE

That WALGA SUPPORT Recommendations 8 and 11 subject to the following conditions:

- a) The Emergency Services Levy receipt and distribution being included as one of the functions of the Local Government Commission; and
- b) The Local Government Commission include two current elected members.

That WALGA OPPOSE Recommendations 9 and 10.

That WALGA SUPPORT Recommendations 12, 13 and 14 on the condition that WALGA advocates for regional cooperation to remain voluntary and not be mandated as recommended in the Review Panel's Recommendation 12.

That WALGA OPPOSE Recommendations 16 and 17 as the recommendations are considered divisive and unnecessary.

That WALGA CONDITIONALLY OPPOSE Recommendation 19 requesting that further research into voting methodologies be undertaken before a final WALGA position is determined.

That WALGA OPPOSE Recommendation 22.

That WALGA OPPOSE Recommendation 25(d) which reads:

A caretaker policy should be introduced barring elected members up for re-election from representing the council at events, handing out council grants or donations and moving substantive notices of motion in the period before the election, and a requirement to comply with this policy should be included in the Code of Conduct.

That WALGA CONDITIONALLY SUPPORT Recommendation 26(a) subject to a review of the relative benefits and merits of the number of Elected Members on Council being determined on the following basis:

- (i) Populations up to 75,000 – 5 to 9 Councillors (incl. Mayor/President)
- (ii) Populations above 75,000 – up to 15 Councillors (incl. Mayor)

That WALGA CONDITIONALLY SUPPORT Recommendations 36 and 37 subject to further consultation on the impact to the sector of Review Panel Recommendation 37d(v) which reads:

“Require a ‘regional issues and priorities’ section within Council Plans, to be prepared in consultation with neighbouring local governments.”

That the Central Country Zone and WALGA reserves the right as accorded in the State Local Government Partnership Agreement to the period of 12 weeks consultation on any legislative change that affects the sector.

GREAT EASTERN COUNTRY ZONE

That the Great Eastern Country Zone supports all matters for decision on the September 2020 State Council Agenda, subject to the below:

That WALGA's position on recommendation 25c be changed from support to oppose

That WALGA's position on recommendation on 22 be changed from consult to oppose

That WALGA's position on recommendation 38c to 38e be changed from support to conditionally support (request to be in conjunction of the 4 year cycle)

That WALGA's position on recommendation to 46 be changed from support to conditionally support (one size doesn't fit all).

That WALGA's position on recommendation to 54c be changed from support to oppose

That WALGA's position on recommendation to 55h be changed from support to oppose

That WALGA's position on recommendation to 55l be changed from support to oppose

GREAT SOUTHERN COUNTRY ZONE

That WALGA's recommendation relating to Item 5.5 be supported, with the following amendments:

1. Recommendation 3(e) – further clarity is requested
2. Recommendation 7(f) – further clarity is requested, noting ratios and benchmarks will take the 'local' out of Local Government
3. Recommendations 8 be opposed
4. Recommendation 12(b) be conditionally supported once regional subsidiary model is understood
5. Recommendation 13 – further clarity is requested
6. Recommendation 19 be strongly opposed
7. Recommendation 22 be opposed
8. Recommendations 25(b), (d) and (e) be opposed
9. Recommendation 27 be supported
10. Recommendation 29 (i) – the word officers should be removed
11. Recommendation 32(2)(b) be supported
12. Recommendation 39 – further clarity regarding the word 'active' is requested
13. Recommendation 44(f) – support but remove the word 'more'
14. Recommendation 45(d) be strongly opposed
15. Recommendation 49 be opposed
16. Recommendation 53(b) be strongly opposed
17. Recommendations 54(c) and (d) be opposed
18. Recommendations 55(e), (f), and (h) be opposed
19. Recommendation 57 be opposed
20. Recommendation 58 be strongly opposed
21. Recommendation 59 be opposed
22. Recommendation 60 be strongly opposed

NORTHERN COUNTRY ZONE

That the Northern Country Zone of WALGA requests that the paper be laid on the table until such time as all Zones have had an opportunity to form a considered response.

The Northern Country Zone of WALGA does not support the report in its current form.

SOUTH EAST METROPOLITAN ZONE

That the South East Metropolitan Zone:

1. Advises State Council that the Zone has a number of concerns regarding Item 5.5 of the September State Council Agenda, but has not had sufficient time to adequately consult Elected Members of Member Councils and reach a position on this item; and
2. Requests that State Council defer consideration of Item 5.5 until the November/December round of meetings.

That the South East Metropolitan Zone recommend:

That WALGA seek from the Minister for Local Government:

1. A commitment to consider WALGA's feedback on the Recommendations of the Local Government Review Panel Final Report, in accordance with the principles of the State and Local Government Partnership Agreement; and
2. An understanding of the State Government's intended process and timeline to address the recommendations.

PEEL ZONE

That the Peel Zone does not support the recommendation in the WALGA September Agenda, and recommends: -

1. That WALGA request that the Minister for Local Government not proceed with any of the recommendations in the Local Government Act Review Panel Report, until each Local Government has had a thorough review and discussion of the implications of the report.
2. That WALGA's State Council defer the consideration of the Local Government Act Review Panel Report until members have had the opportunity to review the report.
3. That WALGA arrange a process whereby every Local Government can be surveyed on the Local Government Act Review Panel Report recommendations, to ensure proper democratic representation.

EAST METROPOLITAN ZONE

That WALGA defer endorsing recommendations on the Local Government Act Review Panel Report until the WALGA AGM.

CENTRAL METROPOLITAN ZONE

That the Central Metropolitan Zone DEFERS decision on Item 5.5 Local Government Act Review Panel Report in order for;

- WALGA to seek further feedback from Local Governments and Elected Members on its draft response to the Local Government Panel Review Final Report;
- That this feedback be considered and incorporated as appropriate into its final response for consideration at the December 2020 State Council meeting.

GASCOYNE COUNTRY ZONE

Point 1. Will table a limited response to item 5.5 at State Council, listing those items where the Zone disagrees with the WALGA recommendations; and

Point 2. Requests that due to the complexity and importance of item 5.5, State Council grant an extension for the Zone to submit a detailed response within 3 weeks.

SECRETARIAT COMMENT

The Local Government Act Review Panel report needs to be read as a high level policy recommendation document. The specific wording of items will change when the legislative drafting takes place. There were a number of recommendations objecting to specific words used in the recommendations. Due to this a further recommendation has been added to include a request for WALGA to be consulted during the legislative drafting process by the Parliamentary Counsel.

The following amendments have been incorporated into the composite recommendation;

- Recommendation 8 (e) – Oppose on the basis that Sector peak bodies should have no power independent of its membership or constituted purpose.
- Recommendation 10 (a) – Oppose: All Zones who responded have advised that there is no need for a consultation process, just to oppose the proposal any amendments to the Poll provisions.
- Recommendation 12 (a) to (c) – Conditionally Support on the basis of voluntary involvement in regional cooperation based on the general competence principle.

- Recommendation 22 – Oppose. All Zones who responded have advised that there is no need for a consultation process, just to oppose the proposal for all in all out elections every 4 years
- Recommendation 25 (d) – Oppose on the basis that Local Governments could have a caretaker policy under the general competency principle, it should not be mandated.
- Recommendation 26 (a) – Conditionally support on review of the relative benefits and merits of the number of Elected Members on Council being determined on the following basis:
 - (i) Populations up to 75,000 – 5 to 9 Councillors (incl. Mayor/President)
 - (ii) Populations above 75,000 – up to 15 Councillors (incl. Mayor)
- Recommendation 26 (e) Oppose the reference to All in All out 4 year terms.
- Recommendation 46 – Conditionally support subject to the model procurement policy being developed on a size and scale basis.
- Recommendation 54 (c) – Conditionally Support subject to greater clarity on the requirement for internal audits.
- Recommendation 55 (e) – Conditionally support depending on the practicalities of recording meetings across the State.
- Recommendation 55 (h) – Conditionally Support on the basis that the Department “oversight” role be on a voluntary opt in basis.
- Recommendation 56 (b) – Conditionally Support, subject to recognition of prior learning being acknowledged and noting the cost impact on small Councils of compulsory training and that the State Government should fund the training.

MOTION

Moved: President Cr Karen Chappel
Seconded: Cr Catherine Ehrhardt

Defer the item until further member consultation and refer back for consideration at the December 2020 State Council Meeting.

LOST

MOTION

Moved: Mayor Carol Adams
Seconded: Cr Stephen Strange

That State Council Standing Orders be suspended for 20 minutes, (approximately 4:20pm).

CARRIED

MOTION

Moved: Mayor Carol Adams
Seconded: Cr Stephen Strange

That State Council Standing Orders be suspended for a further 10 minutes, (approximately 4:40pm).

CARRIED

MOTION

Moved: Cr Catherin Ehrhardt
Seconded: Cr Paul Kelly

That State Council Standing orders be resumed, (approximately 4:50pm).

CARRIED

Moved: Cr Paul Kelly
Seconded: President Cr Karen Chappel

That WALGA:

- 1. Acknowledges the panel report and the recommendations received from Zones and continue to work with the Government to undertake further consultation on the recommendations contained therein;**
- 2. Requests a formal commitment from the Minister for Local Government that the Local Government Sector be consulted on the Draft Local Government Bill in line with the State / Local Government Partnership Agreement and that WALGA actively participates in the legislative drafting process to develop the new Local Government Act; and**
- 3. Strongly encourages individual Local Governments to consider responding to the recommendations of the panel report and advise WALGA of their submissions by 31 October 2020.**

RESOLUTION 119.4/2020

CARRIED

**MATTERS FOR CONSIDERATION BY STATE COUNCILLORS
(UNDER SEPARATE COVER)**

5.6 Special Finance and Services Committee Minutes (01-006-03-0006 TB)

Moved: Cr Julie Brown
Seconded: Mayor Logan Howlett

That the Minutes of the Special Finance and Services Committee Meeting held 22 July 2020 be endorsed.

RESOLUTION 120.4/2020

CARRIED

5.7 Finance and Services Committee Minutes (01-006-03-0006 TB)

Moved: Cr Julie Brown
Seconded: Mayor Logan Howlett

That the Minutes of the Finance and Services Committee Meeting held 19 August 2020 be endorsed.

RESOLUTION 121.4/2020

CARRIED

5.8 Selection Committee Minutes (01-006-03-0011 CO)

By Tim Lane, Manager Strategy and Association Governance

Since the 18 August Selection Committee meeting, a request has been received from the Minister for Health, Hon Roger Cook MLA, seeking two panels of names for the following positions on the Local Health Authorities Analytical Committee:

- Two metropolitan members
- One non-metropolitan member

The Minister has requested the panels to be submitted by 30 September 2020. While this timeframe will not be able to be met, it is recommended that the vacancies be included in the special Selection Committee process proposed in the 18 August Selection Committee Minutes to seek nominations for the vacancies on the DFES Bush Fire Services Capital Grants Committee and the DFES State Emergency Services Capital Grants Committee. Utilising this process, panels of names will be able to be provided to the Minister for Health by the end of October, and the Minister for Health will be advised of the Selection Committee process and timeframe if the proposed course of action is endorsed.

It is recommended that State Council delegate authority to the Selection Committee to undertake this process during September and October. The outcomes of this process will be reported to State Council at the 2 December 2020 State Council meeting.

Moved: Cr Ronnie Fleay
Seconded: Cr Frank Cvitan

That:

1. The recommendation in the 18 August 2020 Selection Committee Flying Minute be endorsed; and,

2. The Selection Committee be granted authority to advertise positions on the Local Health Authorities Analytical Committee and put forward panels to the Minister for Health.

RESOLUTION 121.4/2020

CARRIED

5.9 LGIS Board Minutes

Moved: Mayor Logan Howlett
Seconded: Cr Chris Mitchell

That the Minutes of the LGIS Board meetings held 25 June 2020 and 13 August 2020 be noted.

RESOLUTION 122.4/2020

CARRIED

5.10 LGIS Review Action Points Schedule - Confidential

Moved: Cr Julie Brown
Seconded: Cr Frank Cvitan

That the LGIS Review Action Points Schedule, August 2020 be noted.

RESOLUTION 123.4/2020

CARRIED

6. MATTERS FOR NOTING / INFORMATION

6.1 COVID-19 Pandemic – Update

By Nicole Matthews, COVID-19 Coordinator

WALGA RECOMMENDATION

That the information contained in this report be noted.

Avon Midland Country Zone	WALGA recommendation noted
Central Country Zone	WALGA recommendation noted
Central Metropolitan Zone	WALGA recommendation noted
East Metropolitan Zone	WALGA recommendation noted
Gascoyne Zone	WALGA recommendation noted
Goldfields Esperance Country Zone	WALGA recommendation noted
Great Eastern Country Zone	WALGA recommendation noted
Great Southern Country Zone	WALGA recommendation noted
Kimberley Zone	WALGA recommendation noted
Murchison Country Zone	WALGA recommendation noted
North Metropolitan Zone	WALGA recommendation noted
Northern Country Zone	WALGA recommendation noted
Peel Zone	WALGA recommendation noted
Pilbara Zone	WALGA recommendation noted
South East Metropolitan Zone	WALGA recommendation noted
South Metropolitan Zone	WALGA recommendation noted
South West Country Zone	WALGA recommendation noted

Moved: Mayor Logan Howlett
Seconded: Cr Les Price

That the information contained in this report be noted.

RESOLUTION 124.4/2020

CARRIED

6.2 Planning and Development Amendment Act 2020 (06-03-01-0001)

By Vanessa Jackson, Policy Manager Planning and Improvement

WALGA RECOMMENDATION

That the advocacy undertaken on the *Planning and Development Amendment Act 2020* be noted.

Avon Midland Country Zone	WALGA recommendation noted
Central Country Zone	WALGA recommendation noted
Central Metropolitan Zone	WALGA recommendation noted
East Metropolitan Zone	WALGA recommendation noted
Gascoyne Zone	WALGA recommendation noted
Goldfields Esperance Country Zone	WALGA recommendation noted
Great Eastern Country Zone	WALGA recommendation noted
Great Southern Country Zone	WALGA recommendation noted
Kimberley Zone	WALGA recommendation noted
Murchison Country Zone	WALGA recommendation noted
North Metropolitan Zone	WALGA recommendation noted
Northern Country Zone	WALGA recommendation noted
Peel Zone	WALGA recommendation noted
Pilbara Zone	WALGA recommendation noted
South East Metropolitan Zone	WALGA recommendation noted
South Metropolitan Zone	WALGA recommendation noted
South West Country Zone	WALGA recommendation noted

Moved: Mayor Logan Howlett
Seconded: Cr Les Price

That the advocacy undertaken on the *Planning and Development Amendment Act 2020* be noted.

RESOLUTION 125.4/2020

CARRIED

6.3 Australian Fire Danger Rating System (AFDRS) Program (05-024-03-0035 EDR)

By Evie Devitt-Rix, Acting Policy Manager Emergency Management

WALGA RECOMMENDATION

That the following be noted:

1. An update on progress of the Australian Fire Danger Rating System (AFDRS), including the implementation timeline for the project.
2. Advice from the Department of Fire and Emergency Services (DFES) for Local Governments to suspend investment in current fire danger rating signage (including electronic signs) until a final prototype is announced.

Avon Midland Country Zone	WALGA recommendation noted
Central Country Zone	WALGA recommendation noted
Central Metropolitan Zone	WALGA recommendation noted
East Metropolitan Zone	WALGA recommendation noted
Gascoyne Zone	WALGA recommendation noted
Goldfields Esperance Country Zone	WALGA recommendation noted
Great Eastern Country Zone	WALGA recommendation noted
Great Southern Country Zone	WALGA recommendation noted
Kimberley Zone	WALGA recommendation noted
Murchison Country Zone	WALGA recommendation noted
North Metropolitan Zone	WALGA recommendation noted
Northern Country Zone	WALGA recommendation noted
Peel Zone	WALGA recommendation noted
Pilbara Zone	WALGA recommendation noted
South East Metropolitan Zone	WALGA recommendation noted
South Metropolitan Zone	WALGA recommendation noted
South West Country Zone	WALGA recommendation noted

Moved: Cr Chris Mitchell
Seconded: President Cr Phillip Blight

That the following be noted:

1. An update on progress of the Australian Fire Danger Rating System (AFDRS), including the implementation timeline for the project.
2. Advice from the Department of Fire and Emergency Services (DFES) for Local Governments to suspend investment in current fire danger rating signage (including electronic signs) until a final prototype is announced.

RESOLUTION 126.4/2020

CARRIED

6.4 Report Municipal Waste Advisory Council (MWAC) (01-006-03-0008 RNB)

By Rebecca Brown, Manager Waste and Recycling

WALGA RECOMMENDATION

That the resolutions of the Municipal Waste Advisory Council at its 24 June 2020 meeting be noted.

Avon Midland Country Zone	WALGA recommendation noted
Central Country Zone	WALGA recommendation noted
Central Metropolitan Zone	WALGA recommendation noted
East Metropolitan Zone	WALGA recommendation noted
Gascoyne Zone	WALGA recommendation noted
Goldfields Esperance Country Zone	WALGA recommendation noted
Great Eastern Country Zone	WALGA recommendation noted
Great Southern Country Zone	WALGA recommendation noted
Kimberley Zone	WALGA recommendation noted
Murchison Country Zone	WALGA recommendation noted
North Metropolitan Zone	WALGA recommendation noted
Northern Country Zone	WALGA recommendation noted
Peel Zone	WALGA recommendation noted
Pilbara Zone	WALGA recommendation noted
South East Metropolitan Zone	WALGA recommendation noted
South Metropolitan Zone	WALGA recommendation noted
South West Country Zone	WALGA recommendation noted

Moved: Cr Doug Thompson
Seconded: Mayor Logan Howlett

That the resolutions of the Municipal Waste Advisory Council at its 24 June 2020 meeting be noted.

RESOLUTION 127.4/2020

CARRIED

7. ORGANISATIONAL REPORTS

7.1 Key Activity Report

7.1.1 Report on Key Activities, Commercial and Communications (01-006-03-0017 ZD)

Moved: President Cr Karen Chappel
Seconded: Mayor Logan Howlett

That the Key Activity Report from the Commercial and Communications Unit to the September 2020 State Council meeting be noted.

RESOLUTION 128.4/2020

CARRIED

MINISTERIAL PRESENTATION - Local Government Act Panel Report

The Minister and Mr Gary Hamley arrived at 5:11pm.

The Minister for Local Government; Heritage; Culture and the Arts, Hon. David Templeman MLA, presented to the meeting on the Local Government Act Panel Report.

7.1.2 Report on Key Activities, Governance and Organisational Services (01-006-03-0007 TB)

Moved: Mayor Logan Howlett
Seconded: Cr Chris Mitchell

That the Key Activity Report from the Governance and Organisational Services Unit to the September 2020 State Council meeting be noted.

RESOLUTION 129.4/2020

CARRIED

7.1.3. Report on Key Activities, Infrastructure (05-001-02-0003 ID)

Moved: Mayor Logan Howlett
Seconded: Cr Chris Mitchell

That the Key Activity Report from the Infrastructure Unit to the September 2020 State Council meeting be noted.

RESOLUTION 130.4/2020

CARRIED

7.1.4 Report on Key Activities, Strategy, Policy and Planning (01-006-03-0014 MJB)

Moved: Mayor Logan Howlett
Seconded: Cr Chris Mitchell

That the Key Activity Report from the Strategy, Policy and Planning Unit to the September 2020 State Council meeting be noted.

RESOLUTION 131.4/2020

CARRIED

7.2 Policy Forum Reports (01-006-03-0007 TB)

Moved: Mayor Logan Howlett
Seconded: Cr Chris Mitchell

That the report on the Key Activities of the Association's Policy Forums to the September State Council Meeting be noted.

RESOLUTION 132.4/2020

CARRIED

7.3 President's Report

Moved: Cr Julie Brown
Seconded: President Cr Phillip Blight

That the President's Report for September 2020 be received.

RESOLUTION 133.4/2020

CARRIED

7.4 CEO's Report

Moved: Mayor Logan Howlett
Seconded: President Cr Phillip Blight

That the CEO's Report for September 2020 be received.

RESOLUTION 134.4/2020

CARRIED

The Chair acknowledged the resignation of Mr Mark Batty, Executive Manager Strategy, Policy and Planning.

On behalf of State Council thanks were extended to Mark for his loyalty and commitment to WALGA and the sector.

7.5 Ex-Officio Reports

7.5.1 LG Professionals Report

Mr Jamie Parry, President, LG Professionals, provided an update to the meeting.

Cr Julie Brown left the meeting at 6:20pm.

7.5.2 City of Perth Report

Mr Andrew Hammond, Chair Commissioner, City of Perth, provided an update to the meeting.

8. ADDITIONAL ZONE RESOLUTIONS

Moved: Mayor Logan Howlett

Seconded: Mayor Peter Long

That the additional Zone Resolutions from the August 2020 round of Zones meetings as follows be referred to the appropriate policy area for consideration and appropriate action.

RESOLUTION 135.4/2020

CARRIED

NORTHERN COUNTRY ZONE

Corella Control – Strategy, Policy and Planning

That the Northern Country Zone of WALGA 1. Forms a Working Group to progress the regional control of Corellas and 2. Advocates, through WALGA, for a state-wide strategy for the control of mobile pest species, including Corellas.

EAST METROPOLITAN ZONE

WALGA Advocacy – Prevent Support Heal Campaign – People and Place

That WALGA:

1. Recognises the important role Local Governments play in helping people stay connected and contributing members of their communities through prevention programs and community development initiatives and more broadly helping community mental health organisations care for people with mental health challenges, particularly through the COVID pandemic;
2. That WALGA formally endorse and support the Prevent Support Heal campaign by;
 - a. Writing to all Mayors and CEOs at each LGA in WA about the campaign
 - b. Promoting the campaign through their various communications channels; and
3. Requests all Mayors write to Premier Mark McGowan that funding for mental health prevention and community support must be increased as a matter of urgency for Local Governments to care for their communities through the COVID recovery and beyond.

Family and Domestic Violence Discussion Paper – People and Place

1. That WA Local Governments recognise the prevalence, seriousness and preventable nature of family and domestic violence and the roles that Local Governments can play in addressing gender equity and promoting respectful relationships in their local community.
2. That WALGA advocates to the State Government:
 - a. to define and communicate the role, responsibilities and expectations of Local Governments in family and domestic violence.
 - b. for adequate funding for family and domestic violence programs and services, particularly in regional areas.
 - c. for appropriate resources and funding be allocated to Local Governments to implement any particular roles and actions addressing family and domestic violence as defined in the State Strategy.
 - d. to provide support to Local Government in the broader rollout of the Prevention Toolkit for Local Government.
 - e. to continue advocacy to the Commonwealth Government for additional funding and support.
3. That WALGA organises presentations for Local Governments that address family and domestic violence, as part of relevant events or webinars.

SOUTH METROPOLITAN ZONE

C40 Climate Leadership Group ‘Statement of Principles’ – Environment

That WALGA consider the principles adopted in the “Statement of Principles” announced by the Mayors of the C40 Climate Leadership Group and adopt a position to put to Local Governments to support a similar COVID 19 recovery plan through action and advocacy.

Advocacy for Corella Management – Environment

That WALGA advocate to State Government to establish and implement a Corella Management Strategy for the Perth Metropolitan area as well as the broader impacted regions of Western Australia with the objective of:

- (a) Having a State Government body / department facilitate a Corella Control Program.
- (b) Apply a tenure blind approach to Corella control.
- (c) Reduce the pest Corella population to levels that are determined to be ecologically sustainable.

SOUTH WEST COUNTRY ZONE

Family and domestic Violence Discussion Paper – People and Place

1. That WA Local Governments recognise the prevalence, seriousness and preventable nature of family and domestic violence and the roles that Local Governments which have capacity can voluntarily play in addressing gender equity and promoting respectful relationships in their local community.
2. That WALGA advocates to the State Government:
 - a. to define and communicate the role, responsibilities and expectations of Local Governments in family and domestic violence.
 - b. for adequate funding for family and domestic violence programs and services, particularly in regional areas.
 - c. for appropriate resources and funding be allocated to Local Governments to implement any particular roles and actions addressing family and domestic violence as defined in the State Strategy.
 - d. to provide support to Local Government in the broader rollout of the Prevention Toolkit for Local Government.
 - e. to continue advocacy to the Commonwealth Government for additional funding and support.
3. That WALGA organises presentations for Local Governments that address family and domestic violence, as part of relevant events or webinars.

Waste Management Levy Charges – Governance & Organisational Services

That the South West Zone of WALGA seek the support of the State Council of WALGA to advocate with the Department of Local Government, Sport and Cultural Industries to resolve discrepancies in interpretation of the provision of the *Waste Avoidance and Resource Recovery Act 2007* relating to the application of minimum payment levels for waste management rates.

PILBARA COUNTRY ZONE

Draft WA Aviation Strategy – Infrastructure

The Pilbara Zone considers the location of mining airstrips close to existing local government airports is a major risk to both the services provided and the overall viability of those Local Government airports and requests that WALGA:

1. Advocates to the State Government to amend C7 of the Draft Aviation Strategy to provide a clearer policy framework for the approval of jetports which consider the location of the nearest regional airport.

2. Strongly recommends that the State Government should not allow new mining airstrips within a radius of (WALGA to find Queensland benchmark on this distance) km.
3. Expresses the security concerns and unfair competition that arises when mining companies avoid security screening of passengers and baggage by using charter rather than RPT aircraft.
4. Investigates current legislative impediments to limiting construction of mining airstrips within a certain distance of regional towns.
5. Requests the State conduct consultation with both the Local Government in which the mining airstrip is located in and with the nearest communities that will be impacted by the airstrip.
6. Advocates that the State Government always focus on encouraging RPT flights, given the liveability, health and economic flow on effects and job creation potential from regional airports, are based on access to flights.

9. PRESENTATION

9.1 LGIS Presentation

Mr Peter Forbes, Chair LGIS, presented to the meeting.

10. DATE OF NEXT MEETING

The next meeting of the Western Australia Local Government Association State Council will be held **on Wednesday 2 December 2020 at WALGA**, commencing at 4pm.

11. CLOSURE

There being no further business the Chair declared the meeting closed at 6:40pm.

DECLARATION

These minutes will be confirmed at the meeting held on 2 December 2020.

Signed

 Person presiding at the meeting at which these minutes were confirmed



WALGA

WORKING FOR LOCAL GOVERNMENT

Annual Report

2019-2020



Strategic Plan

Vision for WALGA

WALGA is respected for delivering on the aspirations of its members, as the Lead Association for Local Government.

Mission

WALGA provides value to member Local Governments by:

- Enhancing the capacity of Local Governments to deliver services
- Building a positive profile for Local Government
- Providing effective leadership on behalf of the sector
- Ensuring representation for Local Government.

Strategy Statement

The strategic focus for our organisation is:

Greater than 80% member satisfaction with WALGA within three years.

This strategy statement is built on our competitive advantage of being:

- Experienced:** We have a clear understanding of the business of Local Government.
- Integrated:** We are a reliable and effective aggregation that gives value, financial benefits and a united voice.
- Professional:** We provide expert services to meet member needs.

Key Strategies

Engagement with Members

- Deliver a broad range of benefits and services that enhance the capacity of member Local Governments
- Improve communication and build relationships at all levels of member Local Governments
- Provide ongoing professional development and interactive opportunities for Elected Members to contribute to debate on sector issues
- Build a strong sense of WALGA ownership and alignment.

Sustainable Local Government

- Continue to build capacity to deliver sustainable Local Government
- Provide support to all members, according to need
- Represent the diversity of members' aspirations in the further development of Local Government in Western Australia
- Foster economic and regional development in Local Government.

Enhanced Reputation and Relationships

- Communicate and market the profile and reputation of Local Government and WALGA
- Promote WALGA's advocacy successes with the sector and the wider community
- Strengthen effective relationships with external peak bodies and key decision makers in State and Federal Government
- Develop simple and consistent messages that are effectively articulated
- Promote WALGA's supplier agreements to assist Local Governments.

Contents

CEO's Report	4	State Councillors	46
President's Report	5	Zone Representatives to State Council 2019-2020.....	48
WALGA services to WA Local Governments	6	Local Government Medal Recipients and Honorary Life Members	51
Overview of Key Outcomes for 2019-2020	9	Financial Report for the year ended 31 May 2020	54
Strong Representation.....	11	Independent Auditor's Report.....	56
Effective Leadership.....	16	Statement by the President and Chief Executive Officer.....	59
Enhancing Capacity.....	20	Statement of financial position.....	60
Positive Profile.....	24	Statement of profit and loss and other comprehensive income.....	61
WALGA Sector Events.....	26	Statement of cash flows.....	62
WALGA Teams and Services	28	Statement of changes in equity.....	63
Office of the CEO.....	31	Notes to the financial statements.....	64
Commercial and Communications.....	32		
Governance and Organisational Services.....	34		
Infrastructure.....	37		
Strategy, Policy and Planning.....	38		
Information on Zones	41		
Metropolitan Zones.....	43		
Country Zones.....	44		

CEO's Report



Over the past 12 months, the Local Government sector has been tested in ways most of us couldn't have imagined.

This year will be remembered for the way Local Government across our State adapted and responded to a succession of challenges that confronted our community.

It's this connection to community that separates Local Government from its State and Federal counterparts and it's why Local Government bears such a considerable responsibility to maintain services and support in even the most extraordinary of times.

This is where WALGA has a critical role in ensuring our Members have access to the services and support necessary to enable a flexible and responsive approach to supporting local communities – in good times and bad.

Advancing the interests of Members is an underlying principle that sits behind every decision we make, most notably this year in guiding the thinking behind the restructure of WALGA's administration.

The intent in reducing the number of business areas was to create efficiencies in service delivery; re-orientate each part of the organisation to ensure an outward looking, member-based focus; and to improve coordination and collaboration across the organisation.

This had the effect of reducing the size of the Executive Management team across four new portfolios, Strategy, Policy and Planning; Commercial and Communications; Governance and Organisational Services; and Roads and Infrastructure. Corporate services functions were consolidated within the Executive Office, delivering consistency in service and support across the organisation to better enable the new business areas to focus on delivering on the sector's strategic priorities.

An enhanced focus on Intergovernmental Relations and Risk has been given effect in the restructure, prioritising the development of engagement strategies across key State and Commonwealth portfolios to proactively further the interests of the Local Government sector. Ensuring these interests are heard by the other spheres of Government is a critical measure of WALGA's advocacy effectiveness.

Of course none of this is possible without careful financial management – particularly given the context COVID-19 has presented. The Association is in a sound financial position and well placed to support and advocate for the sector with a turnover of \$22.3 million including grant and non-grant programs. The Association has fully funded reserves for capital acquisition and staff leave liabilities along with carefully managed strategic and cash reserves. Consequently for the third consecutive year the Association has been able to implement a zero General Membership adjustment.

Earlier this year following the Local Government elections, a new State Council was appointed and the City of Wanneroo Mayor, Tracey Roberts, was elected to the WALGA Presidency by her peers. Cr Karen Chappel, Shire of Morawa President was elected as WALGA Deputy President with both appointments roundly acknowledged by the sector and external stakeholders alike. Both Tracey and Karen are staunch champions of Local Government and fearless in their advocacy on behalf of all WALGA Members.

On behalf of the WALGA administration, I'm grateful for the guidance and strength they both present in their roles and look forward to working with them on the challenges ahead in the next 12 months.

I'd also like to acknowledge the outgoing WALGA President, Cr Lynne Craigie. Lynne is a friend to many, as loyal as they come and a proud representative of the Local Government sector. Lynne's contribution to WALGA and all it stands for is immeasurable and I'm personally grateful to have had the opportunity to work closely with her and look forward to seeing what come next for one of our genuine champions.

It would be easy to be singularly distracted by the unprecedented events of recent times. COVID-19 has challenged us all but the day to day business of Local Government has had no respite. This report provides an outline of the activities of your Association throughout the year. It is comprehensive and demonstrates the amount of work that is being progressed by WALGA on behalf of our Members and under the guidance of our State Council.

I'd like to acknowledge the contribution each and every member of the WALGA team has made to the Association this past year and highlight the support that the Executive team has provided to me and State Council during a year of significant challenge and achievement.

To all WALGA Members – thank you for your support. I am privileged to be in a position to support and guide this organisation through the next chapter. The insights, counsel, feedback and challenges you provide are invaluable and I'm excited about working with you all on the tremendous opportunities that lie ahead.

Nick Sloan
Chief Executive Officer

President's Report



Last year, my predecessor Cr Lynne Craigie spoke about the challenging fiscal climate faced by our State and nation.

This year, a greater and sudden challenge appeared in the form of a global pandemic, which has sent financial shockwaves beyond the country, and throughout the entire world. It is during this difficult period that Local Government has clearly demonstrated resilience and an ability to collaborate. Councils immediately prioritised the the most vulnerable members within the community. We saw neighbouring Local Governments rallying together to provide aid and support. Such strong community initiatives continue to ensure that no one in the community is isolated or left behind.

These are remarkable achievements in a time of tight fiscal environment and a sudden change of work arrangements. Each Local Government may be varied in scale and capacity – but the one thing in common is our resilience and ability to all work together.

WALGA has further enhanced the spirit of collaboration by spearheading various communication channels with other spheres of government. The weekly State Briefing to the Sector Webinars gave our Member Councils the opportunity to engage with the State Government, Police and other agencies. WALGA's COVID-19 response team took on the task of disseminating the latest information from the National Cabinet meetings of the Prime Minister and State Premiers, and studied the ever-changing State and Federal restrictions to provide clarity for the sector.

To foster a greater sense of cooperation and learning, WALGA initiated the Local Government Showcase Webinar series, featuring presentations from both regional and metropolitan Local Governments on their pandemic response.

The topics included staff redeployment, community initiatives and economic recovery.

To aid Councils in stimulating the local economy, WALGA underwrote access for Members to the VendorPanel Marketplace local supplier management platform. VendorPanel allowed Local Governments the ability to readily engage and source quotations from a local supplier market and showed support for local businesses by providing new opportunities to access contracts.

The Association also represented the sector across a significant number of agencies and committees, reflecting the scope of Local Government operations and its connectivity with the community.

WALGA is part of the State Health Incident Coordination Centre and the State Pandemic Coordination Centre, where we provide valuable input into arising operational issues and strategies as they relate to Local Government

Such extraordinary efforts in responding to the pandemic have proven to be effective – but it is not over. The focus has now shifted to recovery, in the immediate and long term. Health, safety and wellbeing will continue to be a priority.

To be at the forefront of recovery, WALGA has developed a key advocacy document titled Rebooting Local Economies. This document highlights the \$512 million in financial relief and direct economic support from Local Government sector – an astounding effort in the absence of the Federal Jobkeeper program. It also proposes the State Government support a capital and maintenance work worth \$514 million, including investment in shovel ready programs and projects across the State to provide immediate economic stimulus to support recovery.

The strategy has been provided to the State Government for consideration as it develops the State Recovery Plan and the State Budget in October 2020.

To provide further representation for the sector, I was invited to be part of the State Recovery Advisory Group to lead WA's recovery from the impact of the pandemic.

This year also saw a new organisational structure in WALGA, carefully considered by the CEO Nick Sloan.

Supported by the State Council, the CEO outlined and implemented the organisational restructure process in a staged approach to align with the 2020-21 budget. The process saw the reduction in business areas from six to four that will create efficiencies in service delivery, re-orientate each business area to ensure the Association continues to have a Member-based focus and improve coordination across the administration.

Looking forward, WALGA will continue to advocate and promote the sector's strengths through the next phase of recovery. This is especially timely with the upcoming State Elections next March.

Through what has been a very challenging year as a sector, we have clearly demonstrated our commitment, loyalty and support for our communities. This process already has shiny beginnings in the form of advocacy wins achieved by WALGA this year, in spite of the turbulent climate. We look back with pride and look forward with confidence, and I invite you to read the Annual Report, which contains details of our achievements due to the efforts of the Association and the sector.

Tracey Roberts JP
President

WALGA services to WA Local Governments

Training



Participants

5008

Employee Relations



Advice Provided

5007

Governance



Advice Provided

2305

LGIS Claims

New claims


2700



Value

\$27.8m

Roadwise Activity



Activity

2770

Procurement



Advice Provided

675

COVID-19 Sector Update



Views during isolation period

167,850

Supplier Contracts



Suppliers

1052



Value

\$380m

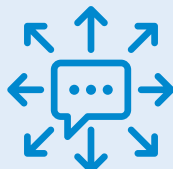
Twitter



Impressions

156,787

Media Articles



Number of Articles

1294

YourEveryday Video Views




Facebook

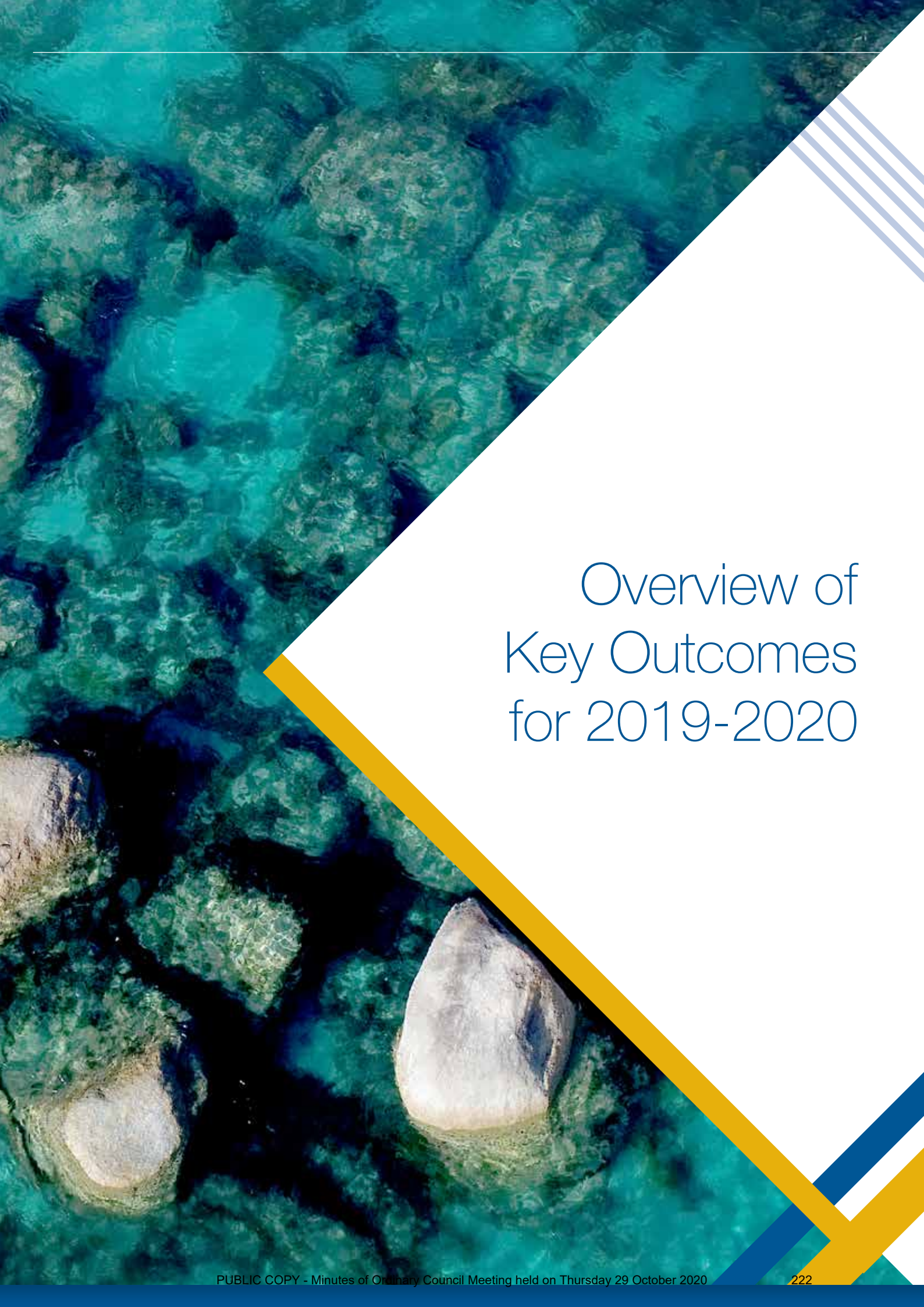
164,669



YouTube

48,084





Overview of Key Outcomes for 2019-2020

Overview of Key Outcomes for 2019-2020

WALGA is committed to providing representation and services that deliver value to Member Local Governments.

It delivers these benefits by:

- Providing Strong Representation
- Providing Effective Leadership
- Building a Positive Profile
- Enhancing the Capacity of the Sector

COVID-19 Response

Consideration of the significant achievements of the Association for the 2019/2020 financial year, should recognise that for the last quarter (March to May) WALGA shifted focus to responding to COVID-19 and representing and supporting the WA Local Government sector.

Ensuring the sector, including non-Members, received the most relevant and timely information and that issues and concerns were identified and raised with other levels of government quickly became the overwhelming priorities of the WALGA CEO and President.

To facilitate the liaison with government and flow of information to the sector, WALGA established a COVID-19 response team. Headed up by the Strategy, Policy and Planning unit, the team drew on expertise from the Commercial and Communications and Governance and Organisational Services business units.

Concurrently, as with all workplaces, WALGA was required to initiate work-from-home contingency for all staff, excluding the CEO and four Executive Managers. Many of the significant achievements listed in the following are a consequence of the Association's initiatives in response to COVID-19 and are identified as such.

Strong Representation

COVID-19 Representation

Throughout the COVID-19 emergency WALGA has represented the Local Government sector's interests in the development and implementation of restrictions and raised issues of concern via participation in the State Health Incident Coordination Centre and membership of the State Emergency Management Committee COVID-19 Coordination Group, State Welfare Emergency Committee and State Recovery Advisory Group.

Select Committee into Local Government

WALGA developed and put forward a comprehensive submission to the Select Committee into Local Government established by the Legislative Council in mid-2019.

The submission strongly advocated for a resilient and well-resourced Local Government sector and addressed a number of strategic policy themes and key advocacy imperatives including:

- Trust in Government
- Local Government collaboration
- Local Government Act review requests
- Roles of Elected Members and Chief Executive Officers
- Importance and scope of Local Government activities and services
- Rates and rate exemptions
- Fees and charges
- Transparency and accountability

In addition, WALGA appeared before the Committee in a private hearing.

State Road Funds to Local Government

A review of the level of State funding for Local Government roads for the remaining three years of the current agreement was completed and presented to the Minister for Transport. There has been no Government decision as the State budget was delayed to October 2020.

WALGA together with Main Roads have comprehensively reviewed the State Road Funds to Local Government Procedures. This is a crucial document that governs the operational procedures for the allocation and acquittal of the more than \$200m of State funds provided to maintain and upgrade Local Government Roads.

Local Government Act Review

The Minister for Local Government announced in November 2019, the formation of an expert panel to progress the next stage of the Act review process, which included carrying out work to prepare for a Draft Local Government Act (Green Bill) to be developed.

WALGA's position is that the State Government need to identify the key principles for the Act in the first instance and then develop supporting policies. The detail of the Act then follows after the principles and policies are established.

The Panel met between November 2019 and April 2020 and have presented a report to the Minister. At the time of writing this report the Minister had not released the Panel's findings.

WALGA's advocacy positions is underpinned by a theme of 'Principles over Prescription'.

With the key principles being;

- (a) Uphold the General Competence Principle currently embodied in the Local Government Act;
- (b) Provide for a flexible, principles-based legislative framework;
- (c) Promote a size and scale compliance regime;
- (d) Promote enabling legislation that empowers Local Government to carry out activities beneficial to its community, taking into consideration the Local Government's role in creating a sustainable and resilient community through;
 - i. Economic Development
 - ii. Environmental Protection
 - iii. Social Advancement;
- (e) Avoid red tape and 'de-clutter' the extensive regulatory regime that underpins the *Local Government Act 1995*; and
- (f) The State Government must not assign legislative responsibilities to Local Governments unless there is provision for resources required to fulfil the responsibilities.

A full list of WALGA's advocacy positions can be found here:

walga.asn.au/Policy-Advice-and-Advocacy/WALGA-Advocacy-Position-Statements

Strong Representation

State Industrial Relations Review

The Minister for Mines and Petroleum; Energy; Industrial Relations commenced a review into the WA State industrial relations system in September 2017.

The Final Report (Report) was tabled in State Parliament on 11 April 2019, and included the recommendation that the *Industrial Relations Act 1979* (IR Act) be amended to enable a declaration to be made that WA Local Government authorities are not “national system employers” for the purposes of the *Fair Work Act 2009* (FW Act).

Any declaration made under the IR Act is reliant on the endorsement of the Federal Minister for Jobs and Industrial Relations under the FW Act. If the recommendation is endorsed, 93% of Local Governments currently operating in the Federal system will need to transition to the State system over a two-year transitional period.

In addition to consulting with the sector, WALGA has participated in the State Government’s Taskforce discussions, invited the Minister for Mines and Petroleum; Energy and Industrial Relations to present at WALGA’s 2019 People and Culture Seminar. In October 2019, WALGA launched a political campaign advocating against the State Government’s recommendation which involved writing to and meeting with State and Federal Ministers.

On 25 June 2020, the Industrial Relations Legislation Amendment Bill 2020 was introduced into State Parliament. It is anticipated it will be debated in Parliament in August 2020.

COVID-19 Rates – Penalty and Instalment Interest Charges

The Local Government sector and WALGA achieved a significant advocacy win in relation to the maximum interest rates payable on overdue rates and rates paid by instalment. The State Government had proposed to remove all penalty and instalment interest charges on rates as part of the State’s response to the COVID-19 pandemic.

The eventual outcome was superior to the original proposal which would have had a deleterious impact on Local Governments’ cash flow in the 2020/21 financial year. This cash flow challenge would be in addition to the constrained revenue environment in which Local Governments are likely to be operating in the 2020/21 financial year.

The Minister for Local Government listened to the sector’s concerns and implemented a Ministerial Order with the following key components:

- Penalty interest reduced from a maximum of 11% to 8%, which is in line with ATO penalty rates.
- Instalment interest to remain at 5.5% if a Local Government has a hardship policy, and to be a maximum of 3% if a Local Government does not have a hardship policy.
- For those that are in hardship and meet the Local Government hardship policy eligibility, then no penalty interest or instalment interest rate applies. Importantly, each Local Government decides on approving the application for hardship.

WALGA appreciates all Local Governments that rapidly responded to our survey on the impacts of the proposal; the weight of responses was instrumental in the advocacy effort.

COVID-19 Procurement Amendments – Tender Threshold and Contract Extensions

The Functions and General Regulations have been amended to increase the tender threshold to \$250,000.

Removing the requirement to publicly invite tenders during a state of emergency for:

- The supply of goods or services associated with a state of emergency and;
- A contract renewal or extension of no more than 12 months when the original contract is to expire within three months.

These amendments, which represent another advocacy success, permit a wider range of procurement activities to be conducted under Purchasing Policies and assist Local Governments in their response and recovery activities.

COVID-19 Electronic Council Meetings – Regulations Amendment

In relation to Council meetings, WALGA successfully advocated on the sector’s behalf for amendments to the Local Government Administration Regulations to allow Council meetings to be held electronically during the COVID-19 pandemic. These amendments were gazetted in late March 2020.

The amendments provide for Local Governments to convene Council and committee meetings with all participants remotely in attendance by instantaneous communications. The changes ensure that Council decision making necessary for responding to the COVID-19 Public Health Emergency and for continuing to administer the Local Government’s functions, can continue.



COVID-19 Planning and Development Legislation

In response to the economic downturn from COVID-19, the State Government introduced the Planning and Development Bill 2020.

The Association undertook significant advocacy on behalf of the sector when the Bill was presented to Parliament in May 2020. During the debate, the Association provided Upper House members with a list of concerns, which successfully effected changes to the Bill.

The new assessment pathway allows the WA Planning Commission to assess and approve development applications over \$20 million (Perth Metro) and \$5 million (Regional) for the next 18 months. An additional proposal will see the establishment of a Special Matters DAP.

National Redress

After 18 months of intensive consultation with Members, the State Government signed an agreement acknowledging that if a case should be made against a Local Government, State Government will absorb full financial and legal responsibility in line with Commonwealth Government legislation. This success can at least be in part attributed to 80% of Local Government members engaging in the process.

LED Street Lighting

In response to calls from Local Governments for a wider range of street lighting choices, WALGA advocated for choice in colour temperature and investment models for street lighting upgrades. During the year, Western Power introduced the option of 3000K (warm white) LED street lighting for residential streets and new tariffs became available for situations where the Local Government provides the capital cost of new lights.

National VET Advice – Local Government Training Package

At a national level, WALGA is a member of the Local Government Industry Reference Committee (LGIRC) which provides sector advice and is a conduit for industry feedback to government on the review, development and implementation of the Local Government Training Package.

WALGA has worked with the LGIRC, representing both WA and NT Local Governments, to produce a draft new Training Package. WALGA will be working with other National LGAs to ensure Members have the opportunity to be involved in the evaluation of the training package products.



Strong Representation

Long Service Leave Amendments

WALGA successfully advocated for amendments to the Long Service Leave Regulations during the COVID-19 pandemic to:

- Clarify that long service leave will continue to be accrued during any period of absence from duty due to the employer's response during a state of emergency
- Allow long service leave to be taken in two or more separate periods; and
- Allow employees to access long service leave during a state of emergency if they have completed at least seven years of continuous service.

Inquiry into Remote Area Tax Concessions and Payments

WALGA's Submission to the Productivity Commission's Inquiry highlighted some of the challenges that make it difficult for regional and remote communities to secure sustained population and workforce growth, and on this basis, maintained that the rationale for retaining remote area tax concessions and payments of regional development still exists. Although the recommendations in the Productivity Commission's Final Report largely went against those of the Association, WALGA, together with LGANT and LGAQ, successfully lobbied the Commonwealth Government to commit to not implementing the Productivity Commission's recommendations.

Environment Sector Position

During the year both the State and Commonwealth Governments released several new policy positions and proposed changes to environmental legislation which would have implications for Local Government. WALGA's submissions on these initiatives include:

- The State Government's Climate Change in Western Australia Issues Paper;
- The State Government's Native Vegetation in Western Australia Issues Paper;
- Proposed changes to the WA Environmental Protection Act; and
- An independent review of the Commonwealth's *Environment Protection and Biodiversity Conservation Act*.

A significant win for Local Government arising out of these submissions was the establishment of a special team within the Department of Environment and Water Regulation set up solely to manage all the clearing of native vegetation applications from Local Governments.

Environment Policy Representation

In the Environment and Waste portfolio, WALGA represented the Local Government sector on key Government working groups and committees, including:

- Intergovernmental Coastal Hazard Working Group;
- Biosecurity Senior Officers' Group;
- Local Government Roadside Clearing Regulation Working Group; and
- EPA Stakeholder Reference Group

Emergency Response Support

WALGA has been activated in line with prescribed legislative responsibilities for a number of emergencies in 2019/2020, including the Yanchep Bush Fire, Mt Success Bush Fire, Norseman Complex Fires, Tropical Cyclones Blake and Damien. This has included participation in All Hazards Liaison Group and State Emergency Coordination Group meetings.

Regional Subsidiaries

WALGA has continued its advocacy for a full review of the regulations to remove unnecessary restrictions and bureaucracy that were not envisaged for this model. Feedback from Regional Groups is that they would like the opportunity to form a Regional Subsidiary, however the regulations need to be streamlined. In 2019/2020, WALGA contracted a legal preferred supplier to prepare revised Regulations and a draft Explanatory Memorandum to assist the Minister in introducing the necessary amendments to the regulations.

Stop Puppy Farming

The State Government released a Public 'Stop Puppy Farming' Consultation Paper in 2018, explaining its commitment to introduce laws to: stop puppy farming and the supply chains that support this industry; improve the health and welfare of dogs in Western Australia; and stop the overbreeding of dogs.

In March 2020 the State Government introduced Dog Amendment (Stop Puppy Farming) Bill.

WALGA's position is that the current legislation is not supported and that the State Government needs to more appropriately consult with the sector, traditional custodians and the wider community. In addition there needs to be further cost modelling work carried out on the financial impact on Local Government to ensure that Local Government is able to fully recover costs and not be disadvantaged in ensuring compliance of any new legislation to Stop Puppy Farming.

Effective Leadership

COVID-19 Daily Update

With the advent of COVID-19, WALGA initiated a daily electronic bulletin to the sector to provide situational updates, communicate changing directions from authorities, and highlight opportunities and support for the sector. The bulletins were accessed almost 170,000 times during the isolation period with a peak open rate of 60% (percentage of recipients that opened document), and have now transitioned to be ad-hoc according to release of information relevant to the sector.

COVID-19 Webpage

To assist Member Local Governments access relevant information regarding COVID-19 advice and support, WALGA created a new landing page for the WALGA website that provided the latest information and announcements and directed visitors to six key areas in: State Emergency Declarations; Intergovernmental Relations; Changing Business of Local Government; Business Continuity and Emergency Supply Services; Tools, Templates and Resources; and a Councils in the Community section that profiles measures and actions taken by Local Governments to redress the impacts of the pandemic.

COVID-19 Recovery Advocacy

To champion the sector's role in COVID-19 recovery planning and funding opportunities, WALGA has developed the Rebooting Local Economies strategy which has been provided to the State Government for consideration as it develops the State's Recovery Plan. The strategy highlights the strong response of the sector, including \$512 million in financial relief and economic support provided to residents and business across WA. It also proposes the State Government support a capital and maintenance program and shovel ready projects across the State to provide immediate economic stimulus to support recovery.



State Budget Submission

Each year, WALGA prepares a submission to the State Government outlining the sector's priorities for the upcoming budget. The following four strategic themes formed the basis of WALGA's Submission and highlight the key areas for which the sector sought funding or policy changes in the State Government's 2020/21 State Budget:

- Empowering Local Governments to contribute to the State's priorities
- Establishing a Strategic Approach to Economic Development in WA
- Investing in Important Local Government Infrastructure
- Ensuring a Sustainable Environment for our Communities

Across the identified four strategic themes, WALGA put forward 18 initiatives in its 2020/21 State Budget Submission that total \$287 million across the four year forward estimates period.

Local Government Performance Monitoring Project

The third edition of the Local Government Performance Monitoring Project was completed with 26 Local Governments participating, to accurately reflect the in planning and building performance during the 2018/2019 financial year. The data provides a snapshot of the excellent performance of Members in planning and building functions over the 12 month period, and provides benchmarking data for participants and their performance over the last three years.

COVID-19 CEO Liaison

For the initial phase of the WALGA response to COVID-19, WALGA engaged a highly experienced former senior Local Government CEO to liaise with each Local Government Chief Executive Officer to both ascertain their issues and operational responses and to provide professional support and advice if required. Every WA Local Government CEO was contacted at least twice during the early weeks of the restrictions by the CEO liaison.

The appointment of the CEO liaison role followed a series of round table meetings with a number of metropolitan and regional Local Government Chief Executive Officers to assist in developing the role for WALGA in supporting the sector.

COVID-19 State Council Zone Video Updates

To assist WALGA Zones remain connected to the Association during the COVID-19 lockdown, WALGA produced a series of video messages from participating WALGA State Councillors to their respective Zones to share updates and insights as to the sector and individual Local Government responses to related issues and concerns.

Review of State Council and Zone Structure and Processes

State Council formed a Working Group to undertake a comprehensive review of WALGA's State Council and Zone Structure and Processes in 2019-2020.

The Working Group considered previous review outcomes, structures utilised by other associations of Local Government, strengths and weaknesses of the current model, and options for change.

Key recommendations adopted by State Council include:

- Preparation of a prospectus outlining the role of WALGA, role of Zones, and the role of State Council to encourage nominations and participation in Zones and State Council
- Development of a new process for the consideration of submissions to government agencies outside of the regular Zone and State Council meeting cycle
- Continuing to offer secretariat services to Zones, and
- Changes to streamline the State Council agenda.

The recommendations of the review aim to strengthen the relevance of Zones and ensure State Council is able to respond proactively to government requests for submissions on key policy topics.

Environment Policy Working Groups

WALGA has established several working groups to discuss a variety of issues in the implementation of Urban Forests, Coastal Hazard and car parking management. These working groups are progressing a series of actions to provide a range of tools, resources and guidance for Local Governments to access.

Effective Leadership

WALGA Sector Webinars

To assist Local Governments connect with political insights and operational priorities during the social distancing restrictions of COVID-19, WALGA offered a series of webinars. During the period covered by the WALGA Annual Report (2019/2020 financial year ending May 31), these were:

- **Mayors and Presidents COVID-19** – Local Government Minister David Templeman (16 March 20)
- **COVID19 - State Briefing to Sector** - Minister Templeman; Clinician, Revle Bangor-Jones; Dr Mike Lindsay, Director of Environmental Health, Department of Health (20 March 20)
- **COVID-19 - Business Continuity and Insurance Implications** - LG Pro and LGIS (26 March 20)
- **COVID-19 - Update for EHOs and EM Officers** – WALGA staff; Shaakya Dharmaratne and Karen Bateman, Incident Management Crisis Team, City of Canning; Andriena Ciric, Executive Manager Structures and Community Initiatives, Shire of Capel; Daniel High, City of Perth Relief and Rebound Package (27 March 20)
- **COVID-19 - Managing Employee Relations Implications of the COVID-19 pandemic**- WALGA staff (27 March 20)
- **COVID19 - State Briefing to Sector** – Minister Templeman; Premier Mark McGowan (27 March 20)
- **COVID-19 - State Briefing to Sector** - Minister Templeman; Gary Dreiberger, Deputy Police Commissioner (3 April 20)
- **COVID-19 - State Emergency Welfare Plan** -Michelle Andrews, Director General, Department of Communities; Jennifer McGrath, Mental Health Commissioner; Debra Zanella, President, WACOSS President (8 April 20)
- **COVID-19 - State Briefing to Sector** - Minister Templeman; Chris Dawson, Police Commissioner; Mike Rowe, Director General, Department of Water And Environmental Regulation (9 April 20)
- **Changes to Planning Legislation** - Kathy Bonus, Chief Planning Advisor, Department Planning, Lands and Heritage (16 April 20)
- **COVID-19 - State Briefing to Sector** - Minister Templeman; Dr Robyn Lawrence, State Health Incident Controller, Deputy Chief Health Officer, Clinical Services, Department of Health (17 April 20)
- **LG Showcase** - Local Governments Working with their Communities During COVID-19 -Shire of Bruce Rock; Shire of Denmark; City of Joondalup (22 April 20)
- **Waste Update** – What's Happening and Key Issues - WALGA staff (23 April 20)
- **COVID-19 - Employee Relations and Governance Issues Faced by Local Governments During COVID-19** – WALGA staff (24 April 20)
- **COVID-19 - State Briefing to Sector** - Minister Templeman; Emergency Services Minister Fran Logan; Sharyn O'Neill, State Recovery Controller (24 April 20)
- **LG Showcase** - City of Vincent; Shire of Augusta Margaret River; City of Albany (30 April 20)
- **COVID-19 - State Briefing to Sector** - Minister Templeman; Tourism Minister Paul Papalia (1 May 20)
- **COVID-19 – Marketplace: Local Supplier Registration Portal: provided for 12-month trial at no charge** – WALGA staff; VendorPanel (6 May 20)
- **Sustainability reporting frameworks for Local Government** - UN Association of Australia; City of Fremantle; City of Melville; City of Canning (7 May 20)
- **COVID-19 - State Briefing to Sector** - Minister Templeman; Regional Development and Agriculture Minister Alannah McTiernan (8 May 20)
- **COVID-19 – Marketplace: Supplier on-boarding to Platform** – WALGA staff, VendorPanel (13 May)
- **LG Showcase – Staff Redeployment: Approaches to Staff Redeployment in Response to COVID-19** - City of Armadale; City of Wanneroo; Shire of Harvey (14 May 20)
- **COVID-19 - Operation of Short Term Lending Facility** - Kaylene Gulich, WA Treasury Corporation CEO; Stephen Morhall, General Manager Client Services (15 May 20)
- **COVID-19 - State Briefing to Sector** - Deputy Premier Roger Cook; Dr Mike Lindsay, State Emergency Coordinator and Director of Environment Health, Department of Health (15 May 20)
- **COVID-19 - State Briefing to Sector** - Minister Templeman; Caroline Spencer, Auditor General (22 May 20)
- **LG Showcase – Economic Stimulus, Economic Update and Outlook, Local Economic Stimulus Projects** – WALGA staff; City of Karratha; Shire of East Pilbara (21 May 20)
- **COVID-19 - Cash Flow Forecast Requirements for Short Term Lending Facility** - WA Treasury Corporation (26 May 20)
- **Local Government Support for Aboriginal Language and Place Names** – City of South Perth; Shire of Katanning; Landgate; Main Roads WA; Badgebup Aboriginal Corporation; Community Arts Network; Professor Len Collard (28 May 20)
- **COVID-19 - State Briefing to Sector** - Sharyn O'Neill, State Recovery Controller (29 May 20)



Enhancing Capacity

Preferred Supplier Program

WALGA's Preferred Supplier program facilitated approximately \$380 million worth of access to goods, services and works to Members, recording 9% growth in turnover. Quantifiable savings to Members of \$30.8 million were measured, with additional savings in process and administration, contractual benefits and risk mitigation, and the support of WALGA's centralised contract management and due diligence. WALGA recorded more than 1500 engagements through its eQuotes platform during the year.

During the year WALGA refreshed and enhanced Preferred Supplier Panels for Group Advertising, Audit and Compliance Services, CCTV and security, Office Products and Workplace supplies, ICT Services, Tyres, and Library Services. New contracts have been established for Recruitment Services and Tender Management Services, and a range of other panels were enhanced. A discount vehicle offer was negotiated with Mitsubishi. Through the National Purchasing Network alliance with counterpart organisations, new contracts were implemented for Plant Machinery and Specialised Trucks. There are currently 1052 existing suppliers spread over 40 panel and direct contract arrangements.

The restructure of WALGA's procurement activity following a functional review has resulted in a new Commercial Services team with the objectives of delivering enhanced value to Members through traditional Preferred Supplier activity and new areas of development. The new team is in the early stage of modernising the Preferred Supplier program to provide greater agility, ease of access, and greater reach to the market of local suppliers.

WALGA LGIS Insurance Services

It has been 25 years since WALGA partnered with JLT to establish the LGISWA self-insurance Scheme, to enable WA Local Governments to work together to protect themselves and their communities.

All WALGA Members subscribed to LGIS membership in 2019/2020 with the Scheme delivering \$6 million in surplus distributions from 2018/2019 operations to Member Local Governments, with two thirds electing for it to be applied as a credit off their 2020/21 Scheme contributions.

Over the past year, the LGISWA Scheme received over 2700 new claims from Members valued at over \$27.8 million (852 workers compensation, 1236 liability, 608 property and 28 bushfire volunteers personal accident claims). Along with cover, claims management and associated advice, in 2019/2020 LGIS Members received the benefit of over 11,300 hours of risk management services; 1300 hours of injury prevention services (to over 3000 workers); health and wellbeing services provided to over 12,750 workers; the services of three injury management consultants; and co-funding for the services of seven regional risk co-ordinators.

From the recommendations of a full review of LGIS' structure and governance commissioned by WALGA, the outlook is for continued assessment and development to enhance Member benefit including additional insurance covers coming under the mutual Scheme, and a new look for LGIS.

COVID-19 LGIS Contribution Relief

Following the outbreak of the COVID-19 pandemic, a decision was taken by the LGIS Board, championed by WALGA representatives and with the endorsement of WALGA State Council, to release a further \$7 million from reserves to provide financial relief to support Members at their time of need. The result is that Member Local Governments will have significantly reduced contribution requirements for the next financial year at a time when it is recognised that there is likely to be significant pressure in maintaining revenue.

WALGA Training

As a Registered Training Organisation WALGA delivered 177 training courses together with providing an eLearning program of 10 Local Government specific eLearning courses to 5008 Elected Members and Officers this financial year.

WALGA offers training on-site at Local Government premises as well at WALGA's building in West Leederville. The training is evenly split between the regions and the metropolitan area. In addition WALGA's eLearning program had 3400 enrolments during the financial year.

During the response to COVID-19, WALGA Training introduced providing Virtual Training in April 2020. This has been very popular and will continue to be offered as an alternate training platform into the future.



Governance Advice

In keeping with WALGA's commitment to provide advice, guidance and resources to Member Local Governments, the Governance and Organisational Services Team provides online Governance subscription services in the form of Local Laws and Governance Manuals. Approximately 120 Member Local Governments subscribe to both

services, and recent additions were made to the resources available on the Complete Guide in 2019/2020 to include guidance on Primary and Annual Returns Management, Electoral Roll Eligibility Claims Guideline, access to public information on Local Government websites and improved Procurement and Meeting Procedures resources. Additionally, the Governance Unit fielded over 350 enquiries directly related to the commencement of the *Local Government Legislation Amendment Act 2019* and updated existing resources to incorporate changes, such as the gift declaration provisions.

Additionally, the Governance Unit fielded over 350 enquiries directly related to the commencement of the *Local Government Legislation Amendment Act 2019* and updated existing resources to incorporate changes, such as the gift declaration provisions.

WALGA continues to experience increased need for telephone and email advice as part of Local Governments' membership, with the commencement of a Customer Records Management (CRM) system in October 2019 identifying the main topics of enquiry relate to meeting procedures, delegations, conflict of interests and legislative amendments.

Employee Relations Advice

In the 2019/2020 year a total of 5007 employee relations advisory contacts were recorded. On average the employee relations service assisted the sector with over 400 queries per month. However, the number of enquiries spiked in March 2020 to 538 as a result of COVID-19.

During the past year, the Association assisted Local Governments with seven formal industrial matters, with five successfully concluded and two remaining active. Four of the claims were unfair dismissal applications with the balance of claims distributed across general protections and anti-bullying.

The Association was engaged as lead negotiators for five organisations in their enterprise agreement bargaining meetings during the 2019/2020 financial year. The Association also completed a number of detailed compliance reviews in addition to advising on enterprise bargaining processes, particularly with regard to varying enterprise agreements to freeze wage increases.

To assist Local Government subscribers navigate the challenges of COVID-19 the employee relations service produced information sheets and developed resources. To enable ongoing capacity building, the service conducted webinars about probationary periods, employee record keeping and managing employee relations during the COVID-19 pandemic.

Throughout the year, the Association has provided regular updates and made submissions on behalf of the sector about the four yearly review of the modern awards, namely the *Local Government Industry Award 2020*.

Enhancing Capacity

COVID-19 Local Supplier Support

To assist Member Local Governments support their local economies during COVID-19, WALGA negotiated and underwrote the cost of providing a 12-month free trial of the Marketplace platform to better enable local suppliers to access sector contracts. The initiative was advertised by WALGA in the weekend The West Australian newspaper and within the first month attracted more than 8000 small businesses to register across the State. As a consequence in the first two months of offering the platform, 39 Member Local Governments had awarded \$2.8 million worth of activity to local suppliers.

COVID-19 Health and Economic Vulnerability Analysis

To provide Members with a view of the COVID-19 vulnerability of their communities, WALGA analysed a range of demographic and economic data for each Local Government in WA. The analysis provided a useful snapshot of the groups in the community for which Local Governments should have added focus for as they undertake their COVID-19 response and recovery planning. WALGA provided a personalised analysis pack of the vulnerability analysis to the 70 Local Governments that requested a copy. The analysis pack was also provided to each WALGA Zone, with analysis completed at the zone level, rather than the Local Government level.

COVID-19 PPE Support

With personal hygiene regimes a critical part of preparation for COVID-19 and the resulting shortage of supplies from increased consumer demand, WALGA facilitated the manufacture and dispatch of more than 70,000 units of hand sanitiser to 55 Member Local Governments.

COVID-19 Financial Hardship Policy and Implementation Guide

WALGA released a template Financial Hardship Policy to help Local Governments assess the unique circumstances and challenges that ratepayers might encounter as a consequence of the COVID-19 pandemic.

In response to the anticipated high uptake of this Policy by Local Governments, WALGA also prepared a template Financial Hardship Policy Implementation Guide. This Guide will assist in the administration of a Local Government's Policy and lead to the establishment of a consistent approach to the assessment of financial hardship across the Local Government sector.

COVID-19 Electronic Meetings Guide

To support Local Governments with the convening of electronic Council meetings, WALGA prepared an Electronic Council Meeting (eMeeting) Guide to assist Local Governments in understanding the new Regulations and how they interact with existing meeting procedures.

In addition, WALGA's Governance staff assisted the sector with procedural and operational queries on a daily basis.

Safe System Demonstration Project

WALGA's RoadWise Program commenced development (Phase 1) of a project to demonstrate best practice and showcase Local Government leadership in road safety. Phase 2 will involve collaborating with participating Local Governments, to develop and embed a road traffic safety management system based on the International Standard for road traffic safety management systems

(ISO 39001) within the organisation. The aim of this project, the first of its kind in Australia, is to demonstrate the ways in which Local Government can apply safe system principles to proactively manage road safety performance.

Courtesy Speed Display Signs

Local Governments continued to utilise WALGA RoadWise Courtesy Speed Display Signs (CSDS) to promote safer local streets. The interactive signs assist in slowing traffic on local streets by encouraging behaviour change which can be further enhanced through speed enforcement by local police. The roadside display signs are particularly useful to support speed limit changes and speed management treatments to make local streets safer, particularly for pedestrians and cyclists. During the past year, the signs were loaned 12 times, on a monthly loan basis, to a total of 11 Local Governments across six regions.

Policy Template for Works and Events in the Road Reserve

In response to numerous complaints from Local Governments concerning the management of contractors working in the road reserve, WALGA has compiled a policy template to assist Local Governments to develop a robust management framework. The template defines an approvals process for different types of works, traffic management obligations and restoration requirements.

Local Government Guidelines for Restoration and Reinstatement in Western Australia

To complement the Policy Template for Works in the Road Reserve, WALGA initiated a review of the IPWEA restoration guidelines published in 2002. A working group of practitioners from Local Governments, Main Roads WA, IPWEA and WALGA was convened and developed a completely new guideline. The guideline is designed to assist Local Governments manage third parties, such as utility providers, working in the road reserve or on other land under the control of Local Government. They set out requirements for the planning and approval of works, restoration of roads, kerbs, footpaths and other infrastructure and the reinstatement of verges, parks and reserves.

Level 1 Bridge Inspection Framework

Local Governments are responsible for some 900 bridges and are required to perform and record annual inspections and routine maintenance on all of these bridges. There was no formalised process to manage this obligation and WALGA together with Main Roads WA have developed a framework that sets out a procedure for the performance, reporting and monitoring of inspections. To support Local Governments to comply with the framework, WALGA has been providing workshops that cover the theory and practices needed to perform level 1 inspections.

Planning and Building Advice

In keeping with WALGA's commitment to provide advice, guidance and resources to Member Local Governments, WALGA continued to work with members to produce a range of resources located on the Planning Improvement Portal (<https://walgapip.ning.com/>). New materials include the Model Local Planning Policy Guideline, the Scheme Amendment Resolution – Guideline and the Incidental Structures & Registered Builders - Information Page.

Climate Change Project

WALGA has assisted Local Governments plan actions to address climate change, in particular, carrying out a project funded by the Commonwealth Government titled "Climate Resilient Councils - preparing for impacts of climate change". The project is aimed at strengthening Local Governments' ability to be climate resilient in relation to the predicted increased incidence and severity of natural disasters related to climate change – fires, floods and heat waves. The broader issue of reducing carbon emissions is also covered.

Salary and Workforce Survey

The 2019 Salary and Workforce benchmarking report was released in February 2020. In addition to the report, the online portal provides data, tools and resources to allow subscribers to make the most of the salary data for human resources, remuneration reviews and workforce planning.

As a result of COVID-19 and the significant challenges faced by the sector, the decision was made to not conduct the annual salary and workforce survey in 2020. A survey will be coordinated in 2021 and will incorporate questions about COVID-19 so information collected can be used by Local Governments to hone workforce strategies to address areas of risk, such as pandemics.

Household Hazardous Waste Program

Through the Program, Local Governments' capacity to provide services to its community is enhanced. The Program collected over 370,000kg of unwanted hazardous chemicals at a cost of \$1,458,000. This year the Program expanded its reach, through hosting Temporary Collection Days in Collie, Boddington, Bassendean, Manjimup, Boyup Brook and Hazelmere. This Program is supported by the State Government and administered by the Waste Authority.

Positive Profile

COVID-19 Rates Campaign

In the lead up to the 2020 rates period, WALGA developed and implemented a campaign to educate the community on the rates process. The intention of the campaign was to explain how rates are calculated but also to highlight that the rates freeze proposed by most Local Governments in response to COVID-19 would result in no additional rates revenue to Local Governments, and that the only shift in individual rates were the consequence of the application of the revaluation process undertaken by the State Valuer General. In addition, the campaign sought to redress the commonly held misconception that rates

are directly related to house prices as with other government charges such as stamp duty and land tax.

The campaign material included two 30 second video advertisements and a two minute explanatory video; two full page press advertisements which could also be applied to poster displays; a detailed Frequently Asked Questions fact sheet and a single page explanatory graphic. All material was available to Member Local Governments to rebrand for their own application. The WALGA component of the campaign involved promotion of the video content through online search and social media supported by a series of full-page advertisements in the weekend *The West Australian*.

Election Campaign

WALGA partnered with the Department of Local Government, Sport and Cultural Industries to jointly fund a campaign to encourage greater diversity and participation in the 2019 Local Government elections. The campaign included television advertising on both metropolitan and non-metropolitan networks; online video content and a special campaign website; and local radio advertising. The theme of the campaign was to encourage participation in the Council elections to ensure that all views are heard.



YourEveryday Website and Campaign

The YourEveryday.com.au website continued to be updated with video content from around the State to help promote the Local Government sector to the community. The content created by WALGA for the site has three main themes: profiles of key people, in the most part Mayors, Presidents and Chief Executive Officers; details of local area attractions for visitors; and information of areas of special interest involving Local Governments and their representatives.

During the period, the YourEveryday online videos achieved 323,000 views across all platforms. Up until the onset of COVID-19 the YourEveryday content and website was supported with paid online search advertising and print advertising in the weekend The West Australian.

COVID-19 Councils in the Community Campaign

Print advertising placements in the weekend The West Australian were reassigned from supporting the YourEveryday promotional campaign to focus on WA Local Government's response to COVID-19. The Councils in the Community campaign was used to highlight achievements and key messages from the sector to the community in particular around alternative service offerings during lockdown, considerations in engaging with reopened facilities and promoting support for local businesses and economies. The content used in the Councils in the Community print advertising was also captured on the revised WALGA homepage.

Promoting the Road Safety Contributions of Local Governments

WALGA staff were invited to present, as both key note and session speakers, at the 2019 Australasian Road Safety Conference in Adelaide. The title of the key note presentation 'Half way to zero' focused on the need for other spheres of government to recognise and partner with Local Governments in order to achieve national and state road trauma reduction targets and ultimately the best possible road safety outcomes for communities. The contribution of local leadership and community action in WA also featured at the Rural and Remote Road Safety Symposium held as a part of the Conference.

Media Reports

Throughout the course of the past 12 months, WALGA and the Local Government sector featured in approximately 1294 media reports of which the overwhelming majority were neutral in their representation. There were 203 negative media reports and 113 positive reports with the majority of the positive reports related to community initiatives and support by Local Governments in response to COVID-19. During the period WALGA issued 23 media releases.

Social Media

The Association's social media presence and as such ability to positively promote the sector includes 157,000 impressions on Twitter with 1907 followers; 1757 likes on Facebook with 1837 followers; and 1585 new followers on LinkedIn for a total of 8872 followers.

President's Column

The WALGA President was featured in 12 editions of The West Australian promoting the sector and key advocacy positions with the monthly column on page 4. Topics raised during the past year have included: advocating for drought relief for WA communities; recognition of Local Government role in bushfire recovery; highlighting the destructive effects of social media on community debate; encouraging participation at the Local Government elections; and later in the period redressing key issues on the sector response to COVID-19.

WALGA Sector Events

Over the course of the year WALGA implemented a number of events to promote various aspects of the Local Government sector up until restricted by COVID-19 distancing requirements. These were:

JUNE 2019

CEO Breakfast with Nick Sloan
(7 June 19)

The New Normal: Emergency Management in a Changing Climate
(12 June 19)

Breakfast at the ALGA NGA 2019
(17 June 19)

WA Public Libraries Strategy Forum
(21 June 19)

JULY 2019

WALGA/LGIS Joint Human Resources Forum (4 July 19)

AUGUST 2019

State Council Workshop
(5 August 19)

Emergency Management: Before - During - After (6 August 19)

Mayors and Presidents' Forum
(6 August 19)

Building Positive Partnerships with Aboriginal Communities (6 August 19)

Economic Development Australia Breakfast (7 August 19)

Breakfast with Hon David Templeman MLA (7 August 19)

State & Local Government Forum
(7 August 19)

2019 WA Local Government Convention (7-9 August 19)

Procurement Network Forum - August (8 August 19)

Pest Animal Biosecurity Management (22 August 19)

Creating Accessible and Inclusive Communities: How to work better together (29 August 19)

SEPTEMBER 2019

Local Government CEO/ Media Representatives Discussion
(4 September 19)

Local Government Community Safety Network Forum
(4 September 19)

CEO/Cost Shifting lunch
(20 September 19)

Wheatbelt Regional Health Services Forum (20 September 19)

WALGA Field Training on plant (native and weed) recognition in natural areas (26 September 19)

OCTOBER 2019

WALGA / IRSWA Meeting
(10 October 19)

WALGA Local Government People and Culture Seminar 2019
(11 October 19)

Workshop - Proposed Reforms to the Building Approval Process for Single Residential Buildings in WA
(17 October 19)

Multicultural Communities Forum
(21 October 19)

2x Stretch-Thinking Training for Emergency and Crisis Management
(22 & 23 October 19)

Climate Change Consultation Session for Local Government
(23 October 19)

Meet the Waste Authority - Breakfast (30 October 19)

NOVEMBER 2019

Affordable Housing and Homelessness Workshop - Metropolitan Forum (4 November 19)

Affordable Housing and Homelessness Workshop - Regional Forum (5 November 19)

Workshop on Pool Barrier Requirements (6 November 19)

Workshop on Managing Sediment Loss During Urban Development (8 November 19)

Local Government and Mental Health Forum (11 November 19)

Local Government Consultation on WALGA Innovate RAP (15 November 19)

New Councillor Seminar (15 November 19)

WALGA and Town Team Movement Event (20 November 19)

Local Government Community Safety Network 2019 Symposium (27 November 19)

Procurement Network Forum – November (28 November 19)

DECEMBER 2019

President's End of Year Cocktails (3 December 19)

JANUARY 2020

WALGA Info Session: Aboriginal Empowerment Strategy (21 January 20)

FEBRUARY 2020

WALGA Welcome to 2020 Preferred Supplier (12 February 20)

Building Approval Process Workshop (13 February 20)

Emergency Management Policy Forum (19 February 2020)

President's Farewell Cocktails (19 February 20)

Procurement Network Forum (20 February 20)

Public Libraries Info Session Allocation Model (24 February 20)

Proposed Work Health and Safety Laws and Wage Theft Seminar (25 February 20)

WALGA Info Session: Managing Lodging House Health Risks in WA (26 February 20)





WALGA Teams and Services



WALGA Teams and Services

The WALGA organisational structure comprises four business units each with an Executive Manager reporting to the Executive unit led by the CEO.

The four business units (in alphabetical order) are:

- Commercial and Communications
- Governance and Organisational Services
- Infrastructure
- Strategy, Policy and Planning

In addition, the Association's corporate support functions report direct to the Office of the CEO.

The functions and services provided by the Office of the CEO and each of the four business units is as follows.

Office of the CEO

Intergovernmental Relations and Risk

This unit, created as part of the recent organisational restructure, will provide an enhanced focus on Intergovernmental Relations & Risk with the aim of achieving the best possible outcomes for WALGA, State Council and Members. Unit outcomes will include: leadership, advice and coordination in the area of government relations; coordination of advice on potential risks and consequences of proposed legislative or government policy changes affecting the sector; and securing contemporary risk integration across the organisation.

Finance

The Finance unit is responsible for the management of WALGA accounts and the

reporting and implementation of financial performance against the Association budget as endorsed by WALGA State Council. During the period the unit has initiated a revised charter of accounts for more simplified and transparent financial reporting and in response to COVID-19 initiated a half-year contingency budget to ensure services are maintained to support Member Local Governments.

Information Technology

With the purpose of information technology and support for all WALGA business units, the IT team includes records management. During the period the unit has undertaken comprehensive reviews both of WALGA IT and records management systems with recommendations under consideration for implementation timeframes.

In addition, in response to the COVID-19 lockdown, the IT unit successfully transitioned the WALGA workforce to work from home arrangements.

Human Resources

The Human Resources unit is concerned with supporting WALGA business units in the management of staff and related functions such as payroll, monitoring of leave liability, recruitment and selection and group development initiatives. During the period the unit has undertaken a comprehensive review of the WALGA remuneration structure with implementation delayed due to the adoption of the WALGA contingency budget. In response to COVID-19 the unit ensured staff had appropriate measures in place to ensure work from home arrangements.



Commercial and Communications

Category Portfolio Management

All Local Governments that are Members of WALGA are able to purchase products and services through the extensive WALGA Preferred Supplier Panels. These contracts have been established across almost 40 panels and encompass more than 1000 suppliers. Categories covered by the Preferred Supplier Panels include fleet and heavy equipment, waste management and consumables, infrastructure, ICT, energy and services. The advantages to Local Governments accessing the preferred supplier panels are to: save time by avoiding the need to undertake a tender process; have confidence that the necessary due diligence has been carried out on all

preferred suppliers; support if an issue arises with a supplier; and costs savings by getting the best price available from the supplier in the market. WALGA achieves the lowest price guarantee as a contractual requirement of all companies as part of the conditions of being endorsed as a preferred supplier. There is no cost to Councils for accessing the Preferred Supplier Panels.

VendorPanel Portal and Marketplace

Member Local Governments are able to use the VendorPanel (e-Quotes) online portal for accessing preferred supplier panels or to better coordinate their own procurement processes.

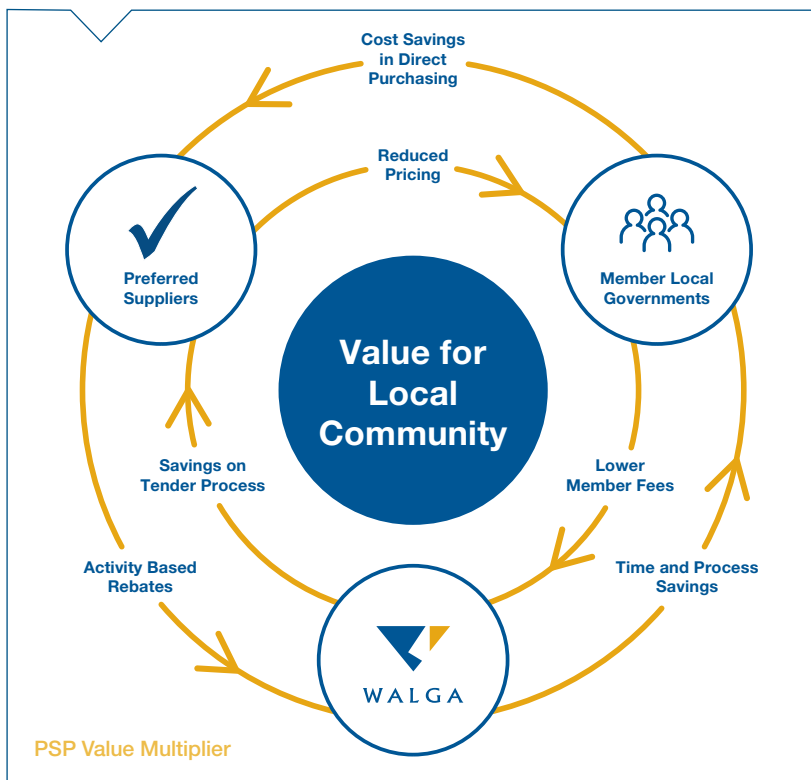
There is no cost to Local Governments to use the VendorPanel (e-Quotes) portal to access WALGA supplier panels. In addition WALGA has underwritten a free 12-month trial for all Member Local Governments of the Marketplace platform that enables local suppliers to register for contracts with their Local Government. Launched as a COVID-19 support program.

LGIS

This year marks the 25th anniversary of the creation of the Local Government self-insurance program that has evolved to be LGIS. Offered as a WALGA service to Member Local Government in partnership with JLT/Marsh, LGIS has a separate board comprising sector and independent directors operating on delegations from the WALGA State Council.

The Scheme has traditionally comprised protection for property, civil liability exposures, volunteer fire fighters and workers compensation with additional insurance needs available to be covered by a separate broking service. However in 2020 more of the additional covers, including motor vehicle, travel and management liability were transitioned into the Scheme arrangement.

As LGIS is a Member mutual service, all contributions excess to that required to operate the Scheme are returned to Members as a surplus distribution. Under an alternative commercial arrangement any excess contributions would be retained by the provider as profit.





Communications for Member Local Governments

WALGA has a number of publications and communications aimed at keeping the sector informed of emerging issues and latest developments but also to showcase achievements and initiatives by Local Governments. Additional information about the Association and the various operations is maintained on the WALGA website at www.walga.asn.au.

The Association's principal publication is Western Councillor magazine copies of which distributed to all Member Local Governments six times per annum to coincide with the frequency of State Council meetings. WALGA also electronically publishes LG News which provides the sector with snapshot each week of relevant news and opportunities and Councillor Direct which is a weekly update from the WALGA President to Elected Members.

With the onset of COVID-19 restrictions, WALGA created a special bulletin to specifically inform Local Government representatives on related topics and directions from other levels of government.

Quarterly Reports to Member Councils

Following every financial quarter, each Member Local Government is provided with a summary of their interactions with WALGA across all operations. These include the number of training sessions undertaken; access to professional advice such as governance and industrial relations; involvement in advocacy relevant to their region; and details of grants accessed for their community. The Quarterly Reports are tailored to each Local Government and sent to Chief Executive Officers with the request they be tabled at ordinary Council meetings and dispatched electronically to all Elected Members who accept direct communications from the Association.

Positive Promotion of the Sector

To help promote a positive public perception of the Local Government sector and support Association advocacy objectives, WALGA undertakes a number of activities and campaigns. For example during the period, WALGA undertook campaigns on enhancing community awareness of how rates are calculated; encouraging diversity in Local Government elections; and promoting Local Government services and facilities.

The unit also provides media statements, interviews and responses including the monthly column by the WALGA President in The West Australian newspaper. The Association's communications unit is available to provide advice and support for Member Local Governments requiring support with marketing, media management and crisis communications.

Local Government Convention and Events

WALGA organises a number of events and forums for Member Local Governments throughout the year. These include breakfast events with relevant Ministers; forums on key policy positions; and the annual Local Government Convention and Exhibition held at the Convention centre each August to coincide with the Association's Annual General Meeting.

For 2020 the events program was severely curtailed due to the social distancing restrictions from COVID-19. However as a replacement and in support of Local Governments during COVID-19, the Association offered a series of webinars through the policy and training units featuring State and Federal Ministers and sector representatives.

Governance and Organisational Services

Employee Relations Services

WALGA provides a broad employee relations and human resources advisory and consultancy service together with best practice tools and resources to support Local Governments with employment related matters.

Services include telephone and email advice on a broad range of employee relations and human resource matters including performance management and discipline, fitness for work, award and enterprise agreement interpretation, redundancy, payroll and leave entitlements.

Employee Relations can assist with industrial advocacy and representation in State and Federal industrial relations and equal opportunity commissions and tribunals (up to and including conciliation/conference/mediation); CEO employment contract negotiations and drafting; and enterprise agreement negotiation services.

In addition WALGA provides online access to HR resources, hosts metropolitan and regional HR forums and conducts an annual salary and workforce survey for the Local Government sector. Services are offered on a user subscriber basis.

Governance Support for Members

WALGA also provides governance advice and resources to the Local Government sector and internal stakeholders and advocates for legislative amendments and policy change in relation to legislative and governance matters.

Services offered under the governance portfolio include: advice and guidance to Elected Members and administrators

of Member Local Governments on the Local Government Act and Regulations and associated legislation; online Complete Guide to the Local Government Act subscription service including the Councillors Manual, Practice Notes, Delegations and Forms and Pro Formas; and the online Local Laws Manual subscription service.

Procurement Advice and Support

WALGA's Procurement Service offers subscribing Local Governments with high quality support, facilitation and advice on every step of the procurement process. Best practice procurement advice including outcomes that fulfil all compliance obligations is provided.

The procurement service covers the following areas:

- Procurement Advice
- The Procurement Toolkit (Procurement Guide, Templates, Sustainable Procurement Guide, Guidance Notes etc)
- Customised Workshops
- Procurement Network and other Forums

Training for Elected Members and Officers

As part of helping develop the capacity of the Local Government sector, WALGA delivers nationally recognised training in a variety of formats, including face-to-face, Virtual classroom and eLearning, to Local Government Elected Members and Officers in metropolitan and non-metropolitan locations.

The training is offered on user fee basis relative to the Local Government's requirements and course availability. All face-to-face courses are offered at the WALGA head office in West Leederville however Local Governments can also arrange to have the courses at their location.

To help keep costs at reasonable levels, WALGA endeavours to work with groups of Councils to combine training requirements off-site. Free webinars are also offered throughout the year.

Last year WALGA delivered more than 177 training courses to representatives of Member Local Governments almost equally split between metropolitan and regional locations.

Regional Capacity Building

WALGA offers support to Local Governments and groups of Local Governments through the Governance & Organisational Services team in the regional capacity building area. The key objective of this function is to support the long term sustainability of the sector. Specifically this function assists Local Governments by facilitation of: regional resource sharing; integrated planning and reporting support; general support and advice.

In the 2019/2020 year a Cooperation and Shared Services register and schedule of activity was produced. This document will be regularly updated each year.

Strategy and Association Governance

The Strategy component of this area comprises assistance with Local Government reform initiatives, State/Local Government Partnership Agreement, policy development and submissions together with coordinating WALGA's strategic planning. The Association Governance component consists of coordinating the zone administration and WALGA's State Council including associated committees and the annual Honours program.





Infrastructure

Transport and Roads

With Local Government responsible for almost 90 per cent of all roads in WA, the transport and roads portfolio is an important advocacy requirement for WALGA. As such, topics and issues addressed by WALGA include securing road funding, road design and construction including pavements and materials, heavy vehicles and freight and pedestrian and cycling infrastructure.

The unit also supports 10 Regional Road Groups and the State Road Funds to Local Government Advisory Committee and produces an annual Report on Local Government Road Assets and Expenditure.

Asset Management

Local Governments in Western Australia manage assets valued at more than \$40 billion to deliver important community services. These assets include sports and recreation facilities, community centres, airports, boat harbours, cycle and pedestrian paths and waste management facilities, in addition to roads. WALGA works with Local Governments and other stakeholders including State and Federal agencies to assist Members sustainably manage these assets. Areas encompassed in the infrastructure portfolio include natural disaster relief and recovery arrangements, utilities in the road reserve, street lighting, bridges and bus stop infrastructure.

RoadWise and Road Safety

WALGA delivers a number of programs in partnership with and funded by State and Federal Governments. The most enduring of these is the RoadWise program, implemented by WALGA since 1994. RoadWise has staff operating in all regions across WA working with communities to take action to reduce road trauma. In addition, the WALGA Infrastructure unit advocates on road safety legislation and regulation where there is an impact on Local Government. Issues include traffic management for road works and events on roads, children's crossings at schools, rail crossing safety and agricultural and oversized vehicles on public roads.

Strategy, Policy and Planning

Environment and Waste Advocacy and Advice

WALGA provides advocacy and advice to Member Local Governments across a number of policy portfolios including environment and waste in part in response to legislative requirements. Under Section 1.3 (3) of the *Local Government Act*, Councils are required to use their best endeavours to meet the needs of current and future generations through an integration of environmental protection, social advancement and economic prosperity. The *Waste Avoidance and Resource Recovery Act* provides Local Governments with a head of power relating to provision of waste services. Consequently advocacy and advice in the environment and waste portfolio include issues such as environmental licencing and regulation, container deposit scheme, natural area management, energy and water conservation, Household Hazardous Waste (HHW) Program, biosecurity, Bin Tagging Program and the Municipal Waste Advisory Council. WALGA provides Member Local Governments regular updates on changes to legislation and regulation along with insights into new practices through its WasteNews and EnviroNews publications and periodic events for Elected Members and officers.

LGmap Service

Applicable to a broad range of Local Government services and operations, LGmap has been developed by WALGA to increase efficiencies in meeting regulatory requirements and project delivery by Local Government. Provided on a user subscription basis,

LGmap service provides access to a comprehensive data portal and mapping application, linked to regulatory processes for native vegetation clearing, licencing of prescribed premises and bushfire risk assessment with unlimited training, data and technical support. The mapping and reporting capabilities support land use planning and asset management, including natural area and urban forest management.

Planning and Building Advocacy and Advice

Planning and Building services are a significant function for most Local Governments and consequently WALGA takes a prominent role in advocating and representing the sector's interests to government and industry. A Planning Improvement Program Portal aims to enhance knowledge sharing within the Local Government sector by sharing improvement driven by the sector. The portal increases the accessibility of up to date and consistent information, and provides model policies, tools and resources for the sector to use. It is available at: www.walgapip.ning.com

Community

The Community unit provides policy development and advocacy for Local Government across a wide spectrum of subjects and services. The WALGA Community portfolio represents Members on legislative matters surrounding public libraries, access and inclusion, public health, Aboriginal communities, social infrastructure, sport and active recreation, cultural and health facilities. Further

to this, the team actively represents Members in meeting their needs to build and support their communities' resilience on issues such as safety, crime prevention, homelessness, response to tourism and heritage legacies. As such WALGA is well placed to collate and coordinate responses to critical legislative and regulatory changes impacting Local Government and provide important advocacy when the external environment does not match those of the Local Government sector.

Emergency Management

The Association has a legislative responsibility under the *Emergency Management Act 2005* to represent the Local Government sector on the State Emergency Management Committee, its subcommittees and associated working groups. The WALGA Emergency Management team assists Local Governments to meet their legislative requirements particularly via their Local Emergency Management Committees (LEMCS) and subsequent Local Emergency Management Arrangements (LEMAs). Since 2018 the team's focus has been on policy development, via capacity building activities and Member representation on all Emergency Management committees and working groups to enable Local Governments to achieve compliance with the *Emergency Management Act 2005 and the Bushfires Act 1954*.

WALGA gains valuable insights from local Emergency Management practitioners through the Local Government Emergency Management Advisory Group, which is utilised to share challenges,

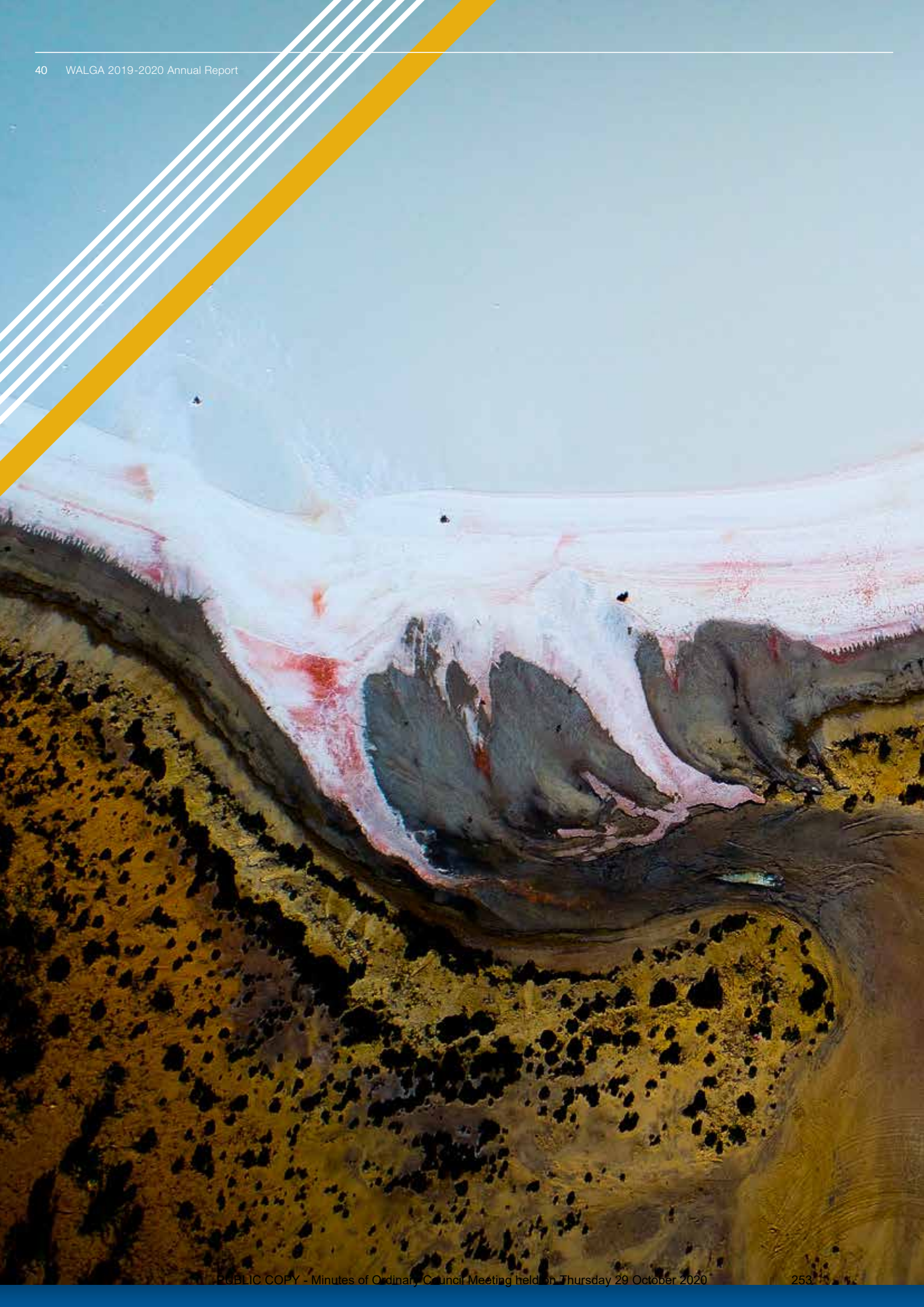
clarify advocacy objectives and showcase sector best practice. Further, State Government Agencies, in particular the Department of Fire and Emergency Services, the Department of Biodiversity, Conservation and Attractions and the Department of Communities benefit from engaging with Association officers to gain an understanding of Local Government Emergency Management in practice thus improving relationships and outcomes for Members.

Economics

WALGA's Economics team performs multiple functions to support the sector to make sound decisions and ensure that Local Governments are represented on economic policy issues. The team provides Members with economic data and advice to support budget, financial management and strategic planning activities.

It also plays an important role in the development of evidence-based policy to ensure Local Governments have a voice in the sustainable growth in the state's economy for the benefit of all Western Australians and provides support across the breadth of WALGA's policy functions to ensure that WALGA's policy positions are grounded in economic principles.







Information on Zones

Metropolitan and Country Zones

The Zones of the Metropolitan and Country Local Governments of the Western Australian Local Government Association are as listed in this section.



Metropolitan Zones

Central Metropolitan

Town of Cambridge

Town of Claremont

Town of Cottesloe

Town of Mosman Park

Shire of Peppermint Grove

City of Perth

City of Subiaco

City of Vincent

East Metropolitan

Town of Bassendean

City of Bayswater

City of Belmont

City of Kalamunda

Shire of Mundaring

City of Swan

North Metropolitan

City of Joondalup

City of Stirling

City of Wanneroo

South Metropolitan

City of Cockburn

Town of East Fremantle

City of Fremantle

City of Kwinana

City of Melville

City of Rockingham

South East Metropolitan

City of Armadale

City of Canning

City of Gosnells

City of South Perth

Town of Victoria Park



Country Zones

Avon – Midland Country Zone

- Shire of Chittering
- Shire of Dalwallinu
- Shire of Dandaragan
- Shire of Gingin
- Shire of Goomalling
- Shire of Moora
- Shire of Northam
- Shire of Toodyay
- Shire of Victoria Plains
- Shire of Wongan-Ballidu
- Shire of York

Central Country Zone

- Shire of Beverley
- Shire of Brookton
- Shire of Corrigin
- Shire of Cuballing
- Shire of Dumbleyung
- Shire of Kulin
- Shire of Lake Grace
- Shire of Narrogin
- Shire of Pingelly
- Shire of Quairading
- Shire of Wagin
- Shire of Wandering
- Shire of West Arthur
- Shire of Wickepin
- Shire of Williams

Goldfields Esperance Country Zone

- Shire of Coolgardie
- Shire of Dundas
- Shire of Esperance
- City of Kalgoorlie-Boulder
- Shire of Laverton
- Shire of Leonora
- Shire of Menzies
- Shire of Ngaanyatjaraku
- Shire of Ravensthorpe
- Shire of Wiluna
- Shire of Carnarvon
- Shire of Exmouth
- Shire of Shark Bay
- Shire of Upper Gascoyne

Gascoyne Country Zone

Great Eastern Country Zone

- Shire of Bruce Rock
- Shire of Cunderdin
- Shire of Dowerin
- Shire of Kellerberrin
- Shire of Kondinin
- Shire of Koorda
- Shire of Merredin
- Shire of Mount Marshall
- Shire of Mukinbudin
- Shire of Narembeen
- Shire of Nungarin
- Shire of Tammin
- Shire of Trayning
- Shire of Westonia
- Shire of Wyalkatchem
- Shire of Yilgarn



Great Southern Country Zone

City of Albany

Shire of Broomehill-Tambellup

Shire of Cranbrook

Shire of Denmark

Shire of Gnowangerup

Shire of Jerramungup

Shire of Katanning

Shire of Kent

Shire of Kojonup

Shire of Plantagenet

Shire of Woodanilling

Kimberley Country Zone

Shire of Broome

Shire of Cocos (Keeling) Islands

Shire of Christmas Island

Shire of Derby/West Kimberley

Shire of Halls Creek

Shire of Wyndham/
East Kimberley

Murchison Country Zone

Shire of Cue

Shire of Meekatharra

Shire of Mount Magnet

Shire of Murchison

Shire of Sandstone

Shire of Yalgoo

Northern Country Zone

Shire of Carnamah

Shire of Chapman Valley

Shire of Coorow

City of Greater Geraldton

Shire of Irwin

Shire of Mingenew

Shire of Morawa

Shire of Northampton

Shire of Perenjori

Shire of Three Springs

Peel Country Zone

Shire of Boddington

City of Mandurah

Shire of Murray

Shire of Waroona

Shire of Serpentine-Jarrahdale

Pilbara Country Zone

Shire of Ashburton

Shire of East Pilbara

Town of Port Hedland

City of Karratha

South West Country Zone

Shire of Augusta-Margaret River

Shire of Boyup Brook

Shire of Bridgetown-Greenbushes

City of Bunbury

City of Busselton

Shire of Capel

Shire of Collie

Shire of Dardanup

Shire of Donnybrook-Balingup

Shire of Harvey

Shire of Manjimup

Shire of Nannup



State Councillors



Zone Representatives to State Council 2019-2020

Six (6) ordinary meetings and two (2) special meetings of the WALGA State Council were held between June 2019 and May 2020 with attendance as follows:

Members	Attendance	Members	Attendance
WALGA President		East Metropolitan Zone	
President Cr Lynne Craigie OAM retired March 2020	3	Cr Catherine Ehrhardt elected SC Dec 2019	4
Mayor Tracey Roberts JP elected March 2020	4	Cr Cate McCullough elected SC Dec 2019	5
Deputy President		Cr Brooke O'Donnell (Deputy) retired as SC Dec 2019; elected DSC Dec 2019	3
Mayor Tracey Roberts JP (North Metropolitan Zone)	4	Cr Kate Driver (Deputy) retired as SC Dec 2019; elected DSC Dec 2019	2
President Cr Karen Chappel JP elected March 2020 (Northern Country Zone)	4	Gascoyne Country Zone	
Avon-Midland Country Zone		President Cr Cheryl Cowell	6
President Cr Ken Seymour elected SC Dec 2019	5	President Cr Eddie Smith (Deputy) elected DSC Dec 2019	0
Cr Jan Court (Deputy) retired as SC Dec 2019; elected DSC Dec 2019	2	Goldfields Esperance-Country Zone	
Central Country Zone		President Cr Malcolm Cullen	8
President Cr Phillip Blight	8	President Cr Laurene Bonza (Deputy) elected DSC Dec 2019	0
President Cr Katrina Crute (Deputy) elected DSC Dec 2019	0	Great Eastern Country Zone	
Central Metropolitan Zone		President Cr Stephen Strange	8
Cr Jenna Ledgerwood	7	Cr Rhonda Cole (Deputy)	0
Cr Paul Kelly	7	Great Southern Country Zone	
Cr Joanne Fotakis (Deputy) elected DSC Dec 2019	0	Cr Ronnie Fleay elected SC Dec 2019	4
Mayor Brett Pollock (Deputy) elected DSC Dec 2019	0	President Cr Keith House retired SC Dec 2019	3
		President Cr Chris Pavlovich (Deputy) elected DSC Dec 2019	1

Members	Attendance	Members	Attendance
Kimberley Country Zone		South Metropolitan Zone	
Cr Chris Mitchell JP	6	Mayor Cr Carol Adams OAM	7
Cr David Menzel (Deputy)	0	Cr Doug Thompson	7
Murchison Country Zone		Mayor Logan Howlett JP	8
Cr Les Price	8	Cr Jon Strachan (Deputy) retired 2019	1
President Cr Ross Foulkes-Taylor (Deputy)	0	Cr Deb Hamblin (Deputy)	1
North Metropolitan Zone		Cr Sandra Lee (Deputy) elected DSC Dec 2019	0
Mayor Mark Irwin elected SC Dec 2019	4	Cr Cliff Collinson (Deputy) elected DSC Dec 2019	0
Cr Giovanni Italiano JP retired SC 2019	3	South East Metropolitan Zone	
Cr Russ Fishwick JP	5	Cr Julie Brown	8
Cr Frank Cvitan JP DSC elected SC 2020	4	Cr Ruth Butterfield elected SC Dec 2019	4
Cr Dot Newton JP (Deputy) elected DSC Dec 2019	0	Cr Bronwyn Ife (Deputy) elected DSC Dec 2019	0
Mayor Albert Jacob JP (Deputy) elected DSC Dec 2019	1	Cr Tim Porter (Deputy) elected DSC Dec 2019	1
Cr Nige Jones (Deputy) retired Dec 2019	1	Cr Brian Oliver (Deputy) retired SC Dec 2019	1
Northern Country Zone		South West Country Zone	
President Cr Karen Chappel JP	8	President Cr Tony Dean	7
Cr Tarleah Thomas (Deputy) elected DSC Dec 2019	0	President Cr Michael Bennett (Deputy) elected DSC Dec 2019	0
Peel Country Zone		Local Government Professionals WA	
President Cr Michelle Rich	8	Mr Jamie Parry - Ex-Officio elected 2019	3
Mayor Rhys Williams (Deputy)	0	Ms Annie Riordan - Deputy Ex-Officio elected 2019	1
Pilbara Country Zone		Mr Ian Cowie PSM - Ex-Officio retired 2019	1
President Cr Kerry White retired Dec 2019	3	City of Perth	
Mayor Peter Long elected SC Dec 2019	1	Mr Andrew Hammond - Ex-Officio	4
Cr Peter Foster JP (Deputy) elected DSC Dec 2019	1	Mr Eric Lumsden AM PSM - Ex-Officio retired Aug 2019	1





Local Government Medal Recipients and Honorary Life Members

Local Government Medal Recipients and Honorary Life Members

WALGA runs the Local Government Honours Program to recognise the most valuable and committed members of our community.

Local Government Medal Recipients

Maslen AM AFSM, Mr Rich - 1999
(Deceased)

Manea AM, Dr Ern - 2000 (Deceased)

Lang OAM, Mr Murray - 2003

Mickel AM JP, Cr Ian - 2005

Reynolds AM JP, Mr Linton - 2005

Robartson AM, OAM, Cr Clive - 2005

Morris AM JP, Mrs Pat - 2006

Mitchell AM JP Mr William (Bill) - 2010

Yuryevich AM RFD, Mr Ron - 2016

Zelones OAM JP Mr Henry - 2019

Craigie OAM, Cr Lynne - 2020

Honorary Life Members (Alphabetical order)

Archer OAM, Ms Elsia

Bajada, Mr Alex

Barrett-Lennard OAM JP, Mr Irwin

Boothman JP, Cr David

Brockman OAM, Mr Frank (Deceased)

Broad, Mr Simon

Campbell JP, Mr Peter

Chappel JP, President Cr Karen

Chown, Mr Ted

Clements, Mr Ken

Cole, Mrs Delys (Deceased)

Cook OAM JP, Mr Jim

Cooper JP, Mr Phil

Cowan, Mr Halley

Cox OAM JP, Mr John (Deceased)

Craigie OAM, Cr Lynne

De San Miguel OAM JP, Mr Don
(Deceased)

D'Orazio, Mr John (Deceased)

Donaldson, Hon Mr Bruce

Donohoe, Mr Ken

Fairclough Mr Doug (Deceased)

Farr, Mr Robert (Deceased)

Finlayson AM MM JP, Mr Ray (Deceased)

Foulkes-Taylor OAM, Mr Michael

Frost, Mr Bill (Deceased)

Georgeff, Mr Carl (Deceased)

Goadby, Mrs Jean (Deceased)

Gregorini, Mr Charlie (Deceased)

Hardwick AM JP, Mrs Christine

Henderson, Ms Heather

Kelly, Cr Paul

Kenyon JP, Mr Terence

Killick, Mr Fred (Deceased)

Kilpatrick, Mr Gordon

Knight AM JP, Mrs Annette (Deceased)

Kyle AM, Mr Peter

Lang OAM, Mr Murray

Lee, Mr Mick (Deceased)

Leggo, Mr Richard (Deceased)

Lynch, Mr John

Manea AM, Dr Ern (Deceased)

Maslen AM AFSM, Mr Rich (Deceased)

Mickel AM JP, Mr Ian

Mitchell AM JP, Mr William (Bill)

Mitchell JP, Cr Chris

Monagle OAM, Mr Peter

Morris AM JP, Mrs Pat

Norris, Mr Ron

North AM JP, Mr Joe (Deceased)

Park OAM, Mr Humphery

Parry AM JP, Dr John (Deceased)

Paterson JP, Dr John

Patroni OAM JP, Mr Romolo

Pearce, Mr Colin (Deceased)

Pech AM JP, Mr Ken (Deceased)

Price, Mr James (Deceased)

Reynolds AM JP, Mr Linton

Richardson, Mr Lyal

Robartson AM OAM, Cr Clive

Roberts JP, Mayor Tracey

Rowell OBE, Mr Rob

Sabatino, Mr Michael

Sabourne OAM JP, Mr John

Snook, Mr Gary

Star AM, Mrs Jan

Strickland, Mr George (Deceased)

Strugnell SC, Mr Peter

Stubbs AM, Mr Roger

Trent OAM RFD JP, Mr Kevin

Tuckey, Mr Dudley (Deceased)

Tyzack, Mr Terence

Ward, Mr Ray (Deceased)

Wilmott, Mr Peter (Deceased)

Yuryevich AM RFD, Mr Ron

Zelones OAM JP, Mr Henry



Financial Report for the year ended 31 May 2020





Deloitte Touche Tohmatsu
ABN 74 490 121 060

Tower 2
Brookfield Place
123 St Georges Terrace
Perth WA 6000
GPO Box A46
Perth WA 6837 Australia

Tel: +61 8 9365 7000
Fax: +61 8 9365 7001
www.deloitte.com.au

Independent Auditor's Report to the Members of Western Australian Local Government Association

Opinion

We have audited the financial report of Western Australian Local Government Association (the "Association") which comprises the statement of financial position as at 31 May 2020, statement of profit or loss and other comprehensive income, statement of changes in equity and statement of cash flows for the year then ended, notes comprising a summary of significant accounting policies, and the statement by the President and the Chief Executive Officer.

In our opinion, the accompanying financial report presents fairly, in all material respects, the Association's financial position as at 31 May 2020 and of its financial performance and its cash flows for the year then ended in accordance with Australian Accounting Standards – Reduced Disclosure Requirements and the Association's Constitution.

Basis for Opinion

We conducted our audit in accordance with Australian Auditing Standards. Our responsibilities under those standards are further described in the *Auditor's Responsibilities for the Audit of the Financial Report* section of our report. We are independent of the Association in accordance with the ethical requirements of the Accounting Professional and Ethical Standards Board's APES 110 *Code of Ethics for Professional Accountants* (the "Code") that are relevant to our audit of the financial report in Australia. We have also fulfilled our other ethical responsibilities in accordance with the Code.

We believe that the audit evidence we have obtained is sufficient and appropriate to provide a basis for our opinion.

Other information

The Finance and Services Committee are responsible for the other information. The other information comprises the information included in the Association's annual report for the year ended 31 May 2020, but does not include the financial report and our auditor's report thereon.

Our opinion on the financial report does not cover the other information and we do not express any form of assurance conclusion thereon.

In connection with our audit of the financial report, our responsibility is to read the other information and, in doing so, consider whether the other information is materially inconsistent with the financial report or our knowledge obtained in the audit, or otherwise appears to be materially misstated. If, based on the work we have performed, we conclude that there is a material misstatement of this other information, we are required to report that fact. We have nothing to report in this regard.

Liability limited by a scheme approved under Professional Standards Legislation.

Member of Deloitte Asia Pacific Limited and the Deloitte Network.



Responsibilities of Management and the Finance and Services Committee for the Financial Report

Management of the Association is responsible for the preparation of the financial report in accordance with Australian Accounting Standards or Australian Accounting Standards – Reduced Disclosure Requirements and the Association's Constitution and for such internal control as management determine is necessary to enable the preparation of the financial report that is free from material misstatement, whether due to fraud or error.

In preparing the financial report, management is responsible for assessing the ability of the Association to continue as a going concern, disclosing, as applicable, matters related to going concern and using the going concern basis of accounting unless management either intend to liquidate the Association or to cease operations, or have no realistic alternative but to do so.

The Finance and Services Committee is responsible for overseeing the Association's financial reporting process.

Auditor's Responsibilities for the Audit of the Financial Report

Our objectives are to obtain reasonable assurance about whether the financial report as a whole is free from material misstatement, whether due to fraud or error, and to issue an auditor's report that includes our opinion. Reasonable assurance is a high level of assurance, but is not a guarantee that an audit conducted in accordance with the Australian Auditing Standards will always detect a material misstatement when it exists. Misstatements can arise from fraud or error and are considered material if, individually or in the aggregate, they could reasonably be expected to influence the economic decisions of users taken on the basis of this financial report.

As part of an audit in accordance with the Australian Auditing Standards, we exercise professional judgement and maintain professional scepticism throughout the audit. We also:

- Identify and assess the risks of material misstatement of the financial report, whether due to fraud or error, design and perform audit procedures responsive to those risks, and obtain audit evidence that is sufficient and appropriate to provide a basis for our opinion. The risk of not detecting a material misstatement resulting from fraud is higher than for one resulting from error, as fraud may involve collusion, forgery, intentional omissions, misrepresentations, or the override of internal control.
- Obtain an understanding of internal control relevant to the audit in order to design audit procedures that are appropriate in the circumstances, but not for the purpose of expressing an opinion on the effectiveness of the Association's internal control.
- Evaluate the appropriateness of accounting policies used and the reasonableness of accounting estimates and related disclosures made by management.



- Conclude on the appropriateness of management’s use of the going concern basis of accounting and, based on the audit evidence obtained, whether a material uncertainty exists related to events or conditions that may cast significant doubt on the Association’s ability to continue as a going concern. If we conclude that a material uncertainty exists, we are required to draw attention in our auditor’s report to the related disclosures in the financial report or, if such disclosures are inadequate, to modify our opinion. Our conclusions are based on the audit evidence obtained up to the date of our auditor’s report. However, future events or conditions may cause the Association to cease to continue as a going concern.
- Evaluate the overall presentation, structure and content of the financial report, including the disclosures, and whether the financial report represents the underlying transactions and events in a manner that achieves fair presentation.

We communicate with management and the Finance and Services Committee regarding, among other matters, the planned scope and timing of the audit and significant audit findings, including any significant deficiencies in internal control that we identify during our audit.

DELOITTE TOUCHE TOHMATSU

Nicole Menezes
Partner
Chartered Accountants
Perth, 22 July 2020

Statement by the President and Chief Executive Officer

In the opinion of the President and the Chief Executive Officer of the Western Australian Local Government Association, the financial report as set out in pages 60 to 93:

- (a) Presents a true and fair view of the financial position of the Western Australian Local Government Association as at 31 May 2020 and its performance for the year ended on that date in accordance with the Constitution of the Association, Australian Accounting Standards, mandatory professional reporting requirements and other authoritative pronouncements of the Australian Accounting Standards Board.
- (b) At the date of this statement there are reasonable grounds to believe that the Association will be able to pay its debts as and when they fall due and payable.

Signed by:



T Roberts
President



N Sloan
Chief Executive Officer

Perth, Western Australia
Dated: 22 July 2020

Statement of financial position

As at 31 May 2020

	Note	2020 \$	2019 \$
MEMBERS' EQUITY			
Accumulated surplus	7	2,173,925	3,021,821
Reserves	8	4,016,250	3,944,782
Total Members' Equity		6,190,175	6,966,603
CURRENT ASSETS			
Cash and cash equivalents	9	1,588,888	2,651,393
Trade and other receivables	11	1,437,942	1,649,252
Other financial assets	12	10,000,000	7,500,000
Other current assets	13	525,076	875,616
Total Current Assets		13,551,906	12,676,261
NON-CURRENT ASSETS			
Property, plant and equipment	14	360,570	344,150
Right of use assets	15	7,729,632	-
Intangibles	16	92,395	172,741
Total Non-Current Assets		8,182,597	516,891
Total Assets		21,734,503	13,193,152
CURRENT LIABILITIES			
Trade and other payables	17	4,126,913	4,317,719
Lease liabilities	18	883,069	-
Provisions	19	1,743,483	1,729,130
Total Current Liabilities		6,753,465	6,046,849
NON-CURRENT LIABILITIES			
Lease liabilities	18	8,591,895	-
Provisions	19	198,968	179,700
Total Non-Current Liabilities		8,790,863	179,700
Total Liabilities		15,544,328	6,226,549
Net Assets		6,190,175	6,966,603

The accompanying notes form part of this financial statement

Statement of profit or loss and other comprehensive income

For the year ended 31 May 2020

	Note	2020 \$	2019 \$
Association membership subscriptions		2,273,786	2,273,786
Grant revenue	2	5,211,145	5,627,448
Service subscriptions revenue	2	2,052,636	1,925,040
Services revenue	2	11,405,814	10,655,856
Other income	2	1,364,425	1,615,522
Service subscriptions direct costs	3	(476,427)	(366,292)
Services provision direct costs	3	(3,262,363)	(3,099,903)
Recurring expenditure	3	(13,152,584)	(12,589,929)
Non-recurring expenditure	3	(177,483)	(124,642)
Grant expenditure		(5,015,941)	(5,627,448)
Surplus for the year	4,7	223,008	289,438
Other comprehensive income		-	-
Total comprehensive income for the year		223,008	289,438

The accompanying notes form part of this financial statement

Statement of cash flows

For the year ended 31 May 2020

	Note	2020 \$	2019 \$
Cash flows from operating activities			
Receipts from operating activities		24,671,072	23,170,380
Payment of operating expenses and payments to employees		(22,108,803)	(23,864,990)
Interest received		192,250	258,168
Interest paid		(333,153)	-
Net cash provided / (used in) by operating activities	9b	2,421,366	(436,442)
Cash flows from investing activities			
Payments for property, plant and equipment		(132,694)	(207,774)
Proceeds from sale of property, plant and equipment		-	53,361
Payments for intangibles		(22,377)	(187,331)
Net (payments for) / proceeds from financial assets		(2,500,000)	2,000,000
Net cash (used in) / provided by investing activities		(2,655,071)	1,658,256
Cash flows from financing activities			
Lease payments		(828,800)	-
Net cash (used in) / provided by financing activities		(828,800)	-
Net (decrease) / increase in cash held		(1,062,505)	1,221,814
Cash at the beginning of the financial year		2,651,393	1,429,579
Cash at the end of the financial year	9a	1,588,888	2,651,393

The accompanying notes form part of this financial statement

Statement of changes in equity

For the year ended 31 May 2020

	Accumulated surplus \$ (Note 7)	Reserves \$ (Note 8)	Total \$
Balance at 1 June 2018	2,816,336	3,860,829	6,677,165
Total comprehensive income for the year	289,438	-	289,438
Net transfer to reserves	(83,953)	83,953	-
Balance at 31 May 2019	3,021,821	3,944,782	6,966,603
Effect of change in accounting policy for AASB16	(1,587,134)	-	(1,587,134)
Effect of change in accounting policy for AASB15 /1058	587,698	-	587,698
Balance at 31 May 2019 (restated)	2,022,385	3,944,782	5,967,167
Total comprehensive income for the year	223,008	-	223,008
Net transfer to reserves	(71,468)	71,468	-
Balance at 31 May 2020	2,173,925	4,016,250	6,190,175

The accompanying notes form part of this financial statement

Notes to the financial statements

The financial report covers the Western Australian Local Government Association (the “Association”) as an individual entity. The Western Australian Local Government Association is an association incorporated in Western Australia under the *Local Government Act 1995*. The financial report was authorised for issue on 22 July 2020.

1. Summary of significant accounting policies

The financial statements are general purpose financial statements that have been prepared in accordance with Australian Accounting Standards - Reduced Disclosure Requirements (including Australian Accounting Interpretations), other authoritative pronouncements of the Australian Accounting Standards Board (AASB) and the Constitution of the Association. The Western Australian Local Government Association is a not-for-profit entity for the purpose of preparing the financial statements.

The financial statements have been prepared on an accruals basis and are based on historical costs, modified, where applicable, by the measurement at fair value of selected non-current assets, financial assets and financial liabilities.

Significant material accounting policies adopted in the preparation of the financial statements are presented below and have been consistently applied unless otherwise stated.

(a) New and revised standards

New and revised standards that are effective for these financial statements

The Association has adopted all new and revised Standards and Interpretations

issued by the Australian Accounting Standards Board (the AASB) that are relevant to its operations and effective for an accounting period that begins on or after 1 June 2019.

New and revised Standards and amendments thereof and Interpretations effective for the current year that are relevant to the Association include:

AASB 1058 Income of Not-for-Profit Entities (AASB 1058) and AASB 15 Revenue from Contracts with Customers (AASB 15).

In the current year, the Association has applied AASB 1058 and AASB 15 in accordance with the modified retrospective (cumulative catch-up) method where the comparative years are not restated (and continue to be reported under AASB 118 Revenue and AASB 1004 Contributions and related interpretations). Instead, the Association has recognised the cumulative effect of initially applying these standards for the first time against accumulated surplus as at 1 June 2019. The Association has also elected to apply AASB 1058 and AASB 15 retrospectively only to contracts and transactions that are not ‘completed contracts’ as at 1 June 2019.

AASB 15 requires revenue to be recognised when control of a promised

good or service is passed to the customer at an amount which reflects the expected consideration. AASB 1058 clarifies and simplifies the income recognition requirements that apply to not-for-profit (NFP) entities, in conjunction with AASB 15. The new income recognition requirements shift the focus from a reciprocal/non-reciprocal basis to a basis of assessment that considers the enforceability of a contract and the specificity of performance obligations.

The core principle of the new income recognition requirements in AASB 1058 is when a NFP entity enters into transactions where the consideration to acquire an asset is significantly less than the fair value of the asset principally to enable the entity to further its objectives, the excess of the asset recognised (at fair value) over any ‘related amounts’ is recognised as income immediately.

An example of a ‘related amount’ is revenue from contracts with ‘customers’ in cases where there is an ‘enforceable’ contract with ‘sufficiently specific’ performance obligations, income is recognised when (or as) the performance obligations are satisfied under AASB 15, as opposed to any excess above the related amounts that would otherwise be immediate income recognition under AASB 1058. In such circumstances, a performance obligation is satisfied

1. Summary of significant accounting policies (continued)

(a) New and revised standards (continued)

when 'control' of the goods or services underlying the particular performance obligation is transferred to the customer. The new 5-step approach to revenue recognition from contracts with customers is more prescriptive than the approach previously outlined in the applicable AASB's. Revenue is recognised by applying a five-step model as follows:

1. Identify the contract with the customer
2. Identify the performance obligations
3. Determine the transaction price
4. Allocate the transaction price
5. Recognise revenue

Nature of change in accounting policy from adoption of AASB 1058 and AASB 15

The Association has applied the new requirements to its main revenue streams, detailing the following amendments in recognition:

Grant revenue

Grant revenue was previously recognised when the corresponding grant expenditure was incurred. AASB 1058 requires that in cases where there is an 'enforceable' contract with a customer with 'sufficiently specific' performance obligations, the transaction should be accounted for under AASB 15 where income is recognised when (or as) the performance obligations are satisfied, as opposed to immediate income recognition under AASB 1058.

The Association has conducted an analysis of the grant contracts and analysed the terms of each contract to determine whether the arrangement meets the enforceability and the 'sufficiently specific' criteria. For those grant contracts that are not enforceable or the performance obligations are not sufficiently specific, this will result in immediate income recognition, otherwise income will be deferred and recognised when (or as) the performance obligations are satisfied.

Based on the analysis of contract as at 1 June 2019, the Association notes that revenue from grants related to incomplete contracts amounts to \$2,582,915. Of this, \$587,698 will be recognised upfront as revenue and the remainder will be deferred and recognised as revenue as and when performance obligations are satisfied.

All other revenue

The Association has conducted an analysis of their main streams received and continues to recognise such revenue as and when the specific performance obligations are delivered under enforceable contracts. Depending on the nature of the services provided, revenue is either recognised at a point in time or over time. There has been no material change in the accounting treatment of the recognition of revenue.

Financial statement impact of AASB 1058 and AASB 15

The Association's accounting policies for its revenue streams have been updated and disclosed in note 1(l).

The following is the impact of the financial statement on initial application date, 1 June 2019:

	As presented under previous standards \$	AASB 1058 / AASB 15 adjustments \$	As presented under AASB 1058/AASB 15 \$
Liabilities			
Unexpended grants	2,582,915	(587,698)	1,995,217
Members' Equity			
Accumulated surplus	3,944,782	587,698	4,532,480

1. Summary of significant accounting policies (continued)

(a) New and revised standards (continued)

AASB 16 Leases (AASB 16)

In the current year, the Association has applied AASB 16 Leases that is effective for annual periods that begin on or after 1 January 2019.

AASB 16 introduces new or amended requirements with respect to lease accounting. It introduces significant changes to lessee accounting by removing the distinction between operating and finance lease and requiring the recognition of a right-of-use asset and a lease liability at commencement for all leases, except for short-term leases and leases of low value assets when such recognition exemptions are adopted. In contrast to lessee accounting, the requirements for lessor accounting have remained largely unchanged. Details of these new requirements and the impact of the adoption of AASB 16 on the Association's financial statements is described below.

The date of initial application of AASB 16 for the Association is 1 June 2019. The Association has applied AASB 16 using the cumulative catch-up approach which:

- Requires the Association to recognise the cumulative effect of initially applying AASB 16 as an adjustment to the opening balance of accumulated surplus at the date of initial application.
- Does not permit restatement of comparatives, which continue to be presented under AASB 117 Leases (AASB 117) and Interpretation 4.

Nature of change in accounting policy from adoption of AASB 16

AASB 16 changes how the Association accounts for leases previously classified as operating leases under AASB 117, which were off balance sheet.

Applying AASB 16, for all leases (except as noted below), the Association:

- Recognises right-of-use assets and lease liabilities in the consolidated statement of financial position, initially measured at the present value of the future lease payments, with the right-of-use asset adjusted by the amount of any prepaid or accrued lease payments in accordance with AASB 16;
- Recognises depreciation of right-of-use assets and interest on lease liabilities in the statement of profit or loss;
- Separates the total amount of cash paid into a principal portion (presented within financing activities) and interest (presented within financing activities) in the consolidated statement of cash flows.

Lease incentives (e.g. rent free period) are recognised as part of the measurement of the right-of-use assets and lease liabilities whereas under AASB 117 they resulted in the recognition of a lease incentive, amortised as a reduction of rental expenses on a straight line basis.

For short-term leases (lease term of 12 months or less) and leases of low-value assets (which includes small items of office furniture and telephones), the Association has opted to recognise a lease expense on a straight-line basis as permitted by AASB 16. This expense is presented within 'recurring expenditure' in profit or loss.

The Association has used the following practical expedients when applying the cumulative catch-up approach to leases previously classified as operating leases applying IAS 17.

- contracts previously assessed as not containing leases were not re-assessed on transition
- lease liabilities have been discounted using the incremental borrowing rate at 1 June 2019
- right-of-use assets at 1 June 2019 have been measured at an amount equal to the lease liability adjusted by any prepaid or accrued lease payments
- a single discount rate was applied to all leases with similar characteristics
- lease expenses relating to leases expiring before 31 May 2020 have been recorded on a straight-line basis over the remaining term
- hindsight was used when determining the lease term where the contract contains options to extend or terminate the lease

Financial statement impact of AASB 16

The Association has conducted an analysis of its lease arrangements and noted that its leases are at market terms and conditions.

The Association's lease arrangements relates to its office premise, photocopies and motor vehicles. The weighted average lessees incremental borrowing rate applied to lease liabilities recognised in the statement of financial position on 1 June 2019 is 3.36%.

1. Summary of significant accounting policies (continued)

(a) New and revised standards (continued)

The following table shows the operating lease commitments disclosed applying AASB 117 at 31 May 2019, discounted using the incremental borrowing rate at the date of initial application and the lease liabilities recognised in the statement of financial position at the date of initial application.

Impact on accumulated surplus as at 1 June 2019:

	Amount
Operating lease commitments at 31 May 2019	12,106,041
Less: Short term leases	(4,635)
Effect of discounting the above amounts	(1,859,330)
Lease liabilities recognised at 1 June 2019	10,242,076

The Association has recognised \$8,654,942 of right-of-use assets and \$10,242,076 of lease liabilities upon transition to AASB 16. The difference of \$1,587,134 is recognised in accumulated surplus.

New and revised standards that have been issued but are not yet effective for these financial statements

At the date of authorisation of the financial statements, the Association has not applied the following new and revised Australian Accounting Standards, Interpretations and amendments that have been issued but are not yet effective:

Standard / amendment	Effective for annual reporting periods beginning on or after	Effective for annual reporting periods beginning on or after
<i>AASB 2018-7 Amendments to Australian Accounting Standards - Definition of Material</i>	1 January 2020	30 May 2021
<i>AASB 2019-1 Amendments to Australian Accounting Standards - References to the Conceptual Framework</i>	1 January 2020	30 May 2021
<i>AASB 2019-5 Amendments to Australian Accounting Standards - Disclosure of the Effect of New IFRS Standards Not Yet Issued in Australia</i>	1 January 2020	30 May 2021

The Association is yet to undertake a formal assessment of the impact of the accounting standards that are issued but not yet effective.

1. Summary of significant accounting policies (continued)

(b) Significant economic dependence

The Association is dependent upon the ongoing receipt of State Government grants and continuity of commercial service and supply contracts to ensure the ongoing continuance of its programs. At the date of this report management has no reason to believe that this financial support will not continue.

(c) Going concern

The financial report has been prepared on the going concern basis which contemplates continuity of normal business activities and the realisation of assets and settlement of liabilities in the ordinary course of business. The members of the Association consider the going concern basis to be appropriate as no changes expected to ongoing receipt of Government grants, membership and service subscriptions. The Board has recently adopted budget for business continuity for the six months ending 30 November 2020 which provides for a balanced budget with a COVID-19 contingency of \$100k as a buffer. Additionally, management have performed an updated going concern assessment considering the impact of COVID-19 and have determined that the impact based on known conditions is minimal.

(d) Income tax

The Association is exempt from income tax under the provisions of Section 50-25 of the *Income Tax Assessment Act 1997*.

(e) Property, plant and equipment

Property, plant and equipment are brought to account at cost, less any accumulated depreciation and impairment. The carrying amount of

property, plant and equipment is reviewed annually by the Secretariat to ensure it is not in excess of the recoverable amount of those assets.

The depreciable amounts (cost less the residual amount) of all property, plant and equipment, including capitalised leased assets, are depreciated on a straight line basis over the useful lives of the assets to the Association commencing from the time the asset is held ready for use. Leasehold improvements are amortised over the shorter of either the unexpired period of the lease or the estimated useful lives of the improvements.

The depreciation rates used for each class of depreciable asset are:

Class of Property, plant and equipment	Depreciation Rate
Computer Equipment	20 - 33.33%
Office Equipment	5 - 33.33%
Office Furniture	10%
Leasehold Improvements	6.67%
Motor Vehicles	15.60%

An item of property, plant and equipment is derecognised upon disposal or when no further future economic benefits are expected to arise from its continued use. Any gain or loss arising on derecognition of the asset (calculated as the difference between the net disposal proceeds and the carrying amount of the asset) is included in profit or loss in the year the asset is derecognised.

(f) Leases

Policies applicable from 1 June 2019

The Association assesses whether a contract is or contains a lease, at inception of the contract. The Association recognises a right-of-use asset and a corresponding lease liability with respect to all lease arrangements in which it is the lessee, except for short-term leases (where the lease term is 12 months or less) and leases of low value assets. For these leases, the Association recognises the lease payments as an operating expense on a straight-line basis over the term of the lease unless another systematic basis is more representative of the time pattern in which economic benefits from the leased assets are consumed.

The lease liability is initially measured at the present value of the lease payments that are not paid at the commencement date, discounted by using the rate implicit in the lease. If this rate cannot be readily determined, the Association uses its incremental borrowing rate.

Lease payments included in the measurement of the lease liability comprise:

- Fixed lease payments (including in-substance fixed payments), less any lease incentives receivable
- Variable lease payments that depend on an index or rate, initially measured using the index or rate at the commencement date
- The amount expected to be payable by the lessee under residual value guarantees
- The exercise price of purchase options, if the lessee is reasonably certain to exercise the options

1. Summary of significant accounting policies (continued)

- Payments of penalties for terminating the lease, if the lease term reflects the exercise of an option to terminate the lease.

The lease liability is presented as a separate line in the statement of financial position.

The lease liability is subsequently measured by increasing the carrying amount to reflect interest on the lease liability (using the effective interest method) and by reducing the carrying amount to reflect the lease payments made.

The Association remeasures the lease liability (and makes a corresponding adjustment to the related right-of-use asset) whenever:

- The lease term has changed or there is a significant event or change in circumstances resulting in a change in the assessment of exercise of a purchase option, in which case the lease liability is remeasured by discounting the revised lease payments using a revised discount rate.
- The lease payments change due to changes in an index or rate or a change in expected payment under a guaranteed residual value, in which cases the lease liability is remeasured by discounting the revised lease payments using an unchanged discount rate (unless the lease payments change is due to a change in a floating interest rate, in which case a revised discount rate is used).
- A lease contract is modified and the lease modification is not accounted for as a separate lease, in which case the lease liability is remeasured based on the lease term of the modified lease by discounting the revised lease payments using a revised discount rate at the effective date of the modification

The Association did not make any such adjustments during the periods presented.

The right-of-use assets comprise the initial measurement of the corresponding lease liability, lease payments made at or before the commencement day, less any lease incentives received and any initial direct costs.

They are subsequently measured at cost less accumulated depreciation and impairment losses.

Right-of-use assets are depreciated over the shorter period of lease term and useful life of the underlying asset.

If a lease transfers ownership of the underlying asset or the cost of the right-of-use asset reflects that the Association expects to exercise a purchase option, the related right-of-use asset is depreciated over the useful life of the underlying asset. The depreciation starts at the commencement date of the lease.

The right-of-use assets are presented as a separate line in the consolidated statement of financial position.

The Association applies AASB 136 to determine whether a right-of-use asset is impaired and accounts for any identified impairment loss as described in the 'Impairment' policy included in note 1(h).

Variable rents that do not depend on an index or rate are not included in the measurement the lease liability and the right-of-use asset. The related payments are recognised as an expense in the period in which the event or condition that triggers those payments occurs and are included in the line "Other expenses" in profit or loss.

The Association has elected to adopt the practical expedient permitting a lessee not to separate non-lease components, and instead account for any lease and associated non-lease components as a single arrangement.

Policies applicable prior to 1 June 2019

Leases of assets where substantially all the risks and benefits incidental to the ownership of the asset, but not the legal ownership, are transferred to the Association are classified as finance leases.

Finance leases are capitalised by recording an asset and a liability at the lower of the amount equal to the fair value of the leased property or the present value of the minimum lease payments, including any guaranteed residual values. Lease payments are allocated between the reduction of the lease liability and the lease interest expense for the period.

Leased assets are depreciated on a straight-line basis over their estimated useful lives where it is likely that the Association will obtain ownership of the asset or ownership over the term of the lease.

Lease payments for operating leases, where substantially all the risks and benefits remain with the lessor, are charged as expenses on a straight-line basis over the lease term.

Lease incentives under operating leases are recognised as a liability and amortised on a straight-line basis over the life of the lease term.

1. Summary of significant accounting policies (continued)

(g) Intangibles

Software and intellectual property

Software and intellectual property are recorded at cost. They have a finite life and are carried at cost less any accumulated amortisation and impairment losses. They have an estimated useful life of between three and five years. They are assessed annually for impairment.

(h) Impairment testing of intangible assets and property, plant and equipment

For impairment assessment purposes, assets are grouped at the lowest levels for which there are largely independent cash inflows (cash-generating units). As a result, some assets are tested individually for impairment and some are tested at cash-generating unit level.

All individual assets or cash-generating units are tested for impairment whenever events or changes in circumstances indicate that the carrying amount may not be recoverable.

An impairment loss is recognised for the amount by which the asset's or cash-generating unit's carrying amount exceeds its recoverable amount, which is the higher of fair value less costs to sell and value-in-use. To determine the value-in-use, management estimates expected future cash flows from each cash-generating unit and determines a suitable interest rate in order to calculate the present value of those cash flows. The data used for impairment testing procedures are directly linked to the Association's latest approved budget, adjusted as necessary to exclude the effects of future reorganisations and asset enhancements. Discount factors are determined individually for each

cash-generating unit and reflect management's assessment of respective risk profiles, such as market and asset-specific risks factors.

Where the future economic benefits of an asset are not primarily dependent on the asset's ability to generate net cash inflows and where the entity would, if deprived of the asset, replace its remaining future economic benefits, value in use is determined as the depreciated replacement cost of the asset.

Any impairment loss is charged pro-rata to the other assets in the cash-generating unit. All assets are subsequently reassessed for indications that an impairment loss previously recognised may no longer exist. An impairment charge is reversed if the cash-generating unit's recoverable amount exceeds its carrying amount.

(i) Employee Benefits

Wages, Salaries, Annual and Sick Leave

A liability for wages, salaries and annual leave is recognised, and is measured as the amount unpaid at balance date at pay rates, in which the leave is expected to be paid out at, in respect of employees' services up to that date. No material liability exists for sick leave as sick leave is non-vesting.

Long Service Leave

A liability for long service leave is recognised and is measured as the present value of expected future payments to be made in respect of services provided by all employees with more than one year of service up to balance date.

The expected future payments incorporate anticipated future wage and salary levels, experience of employee departures and periods of service, and are discounted at rates determined by reference to market yields at the end of the reporting period on high quality corporate bonds that have maturity dates that approximate the timing of the estimated future cash outflows. Any re-measurements arising from experience adjustments and changes in assumptions are recognised in profit or loss in the periods in which the changes occur.

The Association presents employee benefit obligations as current liabilities in the statement of financial position if the Association does not have an unconditional right to defer settlement for at least twelve (12) months after the reporting period, irrespective of when the actual settlement is expected to take place.

On Costs

On costs such as superannuation contributions relating to the payment of the above employee benefits have been accrued at balance date and included in the statement of financial position as part of the benefit.

Post-employment benefit plans

The Association provides post-employment benefits through defined contribution plans.

(k) Operating expenses

Operating expenses are recognised in profit or loss upon utilisation of the service or at the date of their origin.

1. Summary of significant accounting policies (continued)

(l) Revenue

Revenue is measured based on the consideration to which the Association expects to be entitled in a contract with a customer and excludes amounts collected on behalf of third parties. The Association recognises revenue when (or as) a performance obligation is satisfied, i.e. when 'control' of the goods or services underlying the particular performance obligation is transferred to the customer. All revenue is stated net of the amount of goods and services tax (GST).

Association membership subscriptions and service subscriptions revenue

Subscription revenue is recognised when the Association has established that it has the right to receive the income or when the performance obligation is satisfied. Subscriptions fee have a fixed price over the term of services and are unusually billed in advance. Member consume the benefits of the services throughout the service period and therefore the Association recognises the revenue evenly over the term of the contract.

Services revenue

Services revenue comprises various streams of income to the Association, which is recognised as follows:

- Insurance services: Revenue is recognised over time based on the scheme remuneration charged per contract;
- Preferred supplier program: Rebate is received from third party suppliers providing services to Local Government. Revenue is recognised at the point in time when the rebate is earned, and information is available to reliably measure revenue and is highly probable that revenue would not reverse in the future. This is generally when the supplier provides their statements for the preceding quarter;

- Training services: Revenue is recognised at a point in time, when the training courses are provided;
- Events and seminars: Revenue is recognised at a point in time, when the event has taken place;
- Other revenues: Revenue is recognised at a point in time, when the service has been provided.

Grant revenue

Grant revenue arising from an agreement which contains 'enforceable' and 'sufficiently specific' performance obligations is recognised when control of each performance obligations is satisfied, in accordance with AASB 15. Where grant agreements are not enforceable or the performance obligations are not sufficiently specific, this will result in immediate income recognition under AASB 1058.

Grant revenue received is deferred as unexpended grants and recognised when (or as) the performance obligations are satisfied.

The performance obligations are varied based on the agreement, where some performance obligations may transfer control at a point in time and others have continuous transfer of control over the life of the agreement. Where control is transferred over time, generally the revenue is recognised based on either cost or time incurred which best reflects the transfer of control.

Interest

Interest revenue is recognised on a proportional basis taking into account the interest rates applicable to the financial assets.

(m) Unexpended grants / contract liabilities

Contract liabilities relates to fees received in advance, where the specified services are yet to be delivered. Unexpended grants generally represent unutilised grants funds on the condition that specified services are delivered or conditions are fulfilled.

The services are usually provided or the conditions usually fulfilled within twelve (12) months of receipt of the grant. Where the amount received is in respect of services to be provided over a period that exceeds twelve (12) months after the reporting date or the conditions will only be satisfied more than twelve (12) months after the reporting date, the liability is discounted and presented as non-current.

(n) Cash and cash equivalents

For the purpose of presentation in the statement of cash flows, cash and cash equivalents includes cash on hand, at banks, deposits held at call with financial institutions, other short-term, highly liquid investments with original maturities of three months or less that are readily convertible to known amounts of cash and which are subject to an insignificant risk of changes in value.

(o) Goods and services tax (GST)

Revenues, expenses and assets are recognised net of the amount of GST, except where the amount of GST incurred is not recoverable from the Australian Taxation Office. In these circumstances, the GST is recognised as part of the cost of acquisition of the asset or as part of an item of the expense. Receivables and payables in the statement of financial position are shown inclusive of GST.

1. Summary of significant accounting policies (continued)

(p) Financial instruments

Initial recognition and measurement

Financial assets and liabilities are recognised when the Association becomes party to the relevant contractual provisions, i.e. when the Association commits itself to either purchase or sell the asset, these are initially measured at fair value plus transaction costs. Fair value represents the amount for which an asset could be exchanged, or a liability settled, between knowledgeable, willing parties.

Financial assets

Subsequent measurement

All financial assets are subsequently measured at amortised cost or fair value depending on their classification. The classification of financial assets is determined according to their contractual cash flow characteristics and the business model under which they are held.

Financial assets at amortised cost

The Association's financial assets comprise trade and other receivables and term deposits. Amortised cost has been used to measure these financial assets as the following two criteria have been met and exist for the Association:

- The business model objective to hold these assets in order to collect the contractual cash flows arising (there is no intention to sell the financial asset); and
- The contractual terms of these give rise to cash flows on specified dates that are solely payments of principal and interest (where applicable) on the amount outstanding.

Impairment

For financial assets carried at amortised cost, a separate allowance account is used to reduce the carrying amount of financial assets. The Association uses

the simplified model for determining the impairment of trade receivables, under the lifetime expected credit loss ("ECL") model.

The Association determines the expected credit losses on these items by using a provision matrix, estimated based on historical credit loss experience based on the past due status of the debtors, adjusted as appropriate to reflect current conditions and estimates of future economic conditions. Accordingly, the credit risk profile of these assets is presented based on their past due status in terms of the provision matrix. Note 11 include further details on the loss allowance for trade receivables.

Derecognition

Financial assets are derecognised where the contractual rights to receipt of cash flows expires or the asset is transferred to another party whereby the Association no longer has any significant continuing involvement in the risks and benefits associated with the asset. On derecognition of a financial asset measured at amortised cost, the difference between the asset's carrying amount and the sum of the consideration received and receivable is recognised in the Statement of profit or loss and other comprehensive income.

Financial liabilities

Subsequent measurements

Financial liabilities are subsequently measured at either fair value through profit or loss ("FVTPL") or amortised cost (using the effective interest rate method).

The Association's financial liabilities of the comprise trade payables. They are non-derivative in nature, not classified as held for trading or designated as FVTPL and are held at amortised cost.

Derecognition

Financial liabilities are derecognised where the related obligations are discharged, cancelled or expired. The difference between the carrying value of the financial liability extinguished or transferred to another party and the fair value of consideration paid, including the transfer of non-cash assets or liabilities assumed, is recognised in the statement of profit or loss and other comprehensive Income.

(q) Provisions, contingent liabilities and contingent assets

Provisions are measured at the estimated expenditure required to settle the present obligation, based on the most reliable evidence available at the reporting date, including the risks and uncertainties associated with the present obligation. Where there are a number of similar obligations, the likelihood that an outflow will be required in settlement is determined by considering the class of obligations as a whole. Provisions are discounted to their present values, where the time value of money is material.

Any reimbursement that the Association can be virtually certain to collect from a third party with respect to the obligation is recognised as a separate asset. However, this asset may not exceed the amount of the related provision.

No liability is recognised if an outflow of economic resources as a result of a present obligation is not probable. Such situations are disclosed as contingent liabilities, unless the outflow of resources is remote in which case no liability is recognised.

1. Summary of significant accounting policies (continued)

(r) Comparative amounts

Where required by Accounting Standards, comparative figures have been adjusted to conform to changes in presentation for the current financial year.

(s) Significant management judgements in applying accounting policies

When preparing the financial statements, management undertakes a number of judgements, estimates and assumptions about the recognition and measurement of assets, liabilities, income and expenses.

Estimation uncertainty

Information about estimates and assumptions that have the most significant effect on recognition and measurement of assets, liabilities, income and expenses is provided below. Actual results may be substantially different.

Impairment

In assessing impairment, management estimates the recoverable amount of each asset or cash-generating unit based on expected future cash flows and uses an interest rate to discount them. Estimation uncertainty relates to assumptions about future operating results and the determination of a suitable discount rate.

Useful lives of depreciable assets

Management reviews its estimate of the useful lives of depreciable assets at each reporting date, based on the expected utility of the assets. Uncertainties in these estimates relate to technical obsolescence that may change the utility of certain software and IT equipment.

Long service leave

The liability for long service leave is recognised and measured at the present value of the estimated cash flows to be made in respect of all employees at the reporting date. In determining the present value of the liability, estimates of attrition rates and pay increases through promotion and inflation have been taken into account.

Grant revenue

For many of the grant agreements received, the determination of whether the contract includes 'sufficiently specific' performance obligations was a significant judgement involving discussions with management, review of the documents prepared during the grant application phase and consideration of the terms and conditions.

Grants received by the Association have been accounted for under both AASB 15 and AASB 1058 depending on the terms and conditions and decisions made. If this determination was changed then the revenue recognition pattern would be different from that recognised in this financial report.

Lease liabilities

When measuring lease liabilities and right of use assets the Association makes judgement about the probability of the Association exercising extension options. The probability of exercising the option needs to be considered highly probable by management before including in the calculation of the lease liability.

2. Revenue

	2020 \$	2019 \$
Grant revenue		
Recognised under AASB 15	4,241,974	5,627,448
Recognised under AASB 1058	969,171	-
Total grant revenue	5,211,145	5,627,448
Service subscriptions revenue		
Associate membership subscriptions	46,611	52,151
Procurement services	327,379	304,083
Employee relations	863,794	857,339
Tax and financial service	77,074	75,544
Local Government Act services	143,910	141,473
Councils connect subscriptions	490,651	396,095
Environmental services	103,217	93,616
Emergency management	-	4,739
Total service subscriptions revenue	2,052,636	1,925,040
Services revenue		
Insurance services	2,843,702	2,701,249
Publications	23,953	23,820
Procurement services	167,328	375,672
Emergency management services	3,630	-
Preferred supplier program	5,541,495	4,894,877
Training services	1,079,956	780,714
Events Local Government convention and seminars	1,185,075	1,258,432
MWAC services	186,701	203,092
Governance services	84,023	110,469
Recruiting and selection services	87,910	97,527
Other employee relations	134,810	134,585
Councils connect	28,314	18,602
Other consulting	4,935	-
Environmental services	840	-
Local Government consulting services	33,142	56,817
Total services revenue	11,405,814	10,655,856

2. Revenue (continued)

	2020 \$	2019 \$
Other income		
Interest received	192,250	258,168
Asset disposal proceeds	3,318	53,631
Cost recovery	64,330	135,995
Cost recovery insurance	241,523	299,720
Cost recovery members engagement program	-	19,102
Rental subsidy	698,510	700,100
Sundry income	136,941	128,547
Board sitting fees	27,553	20,259
Total other income	1,364,425	1,615,522

3. Expenditure

	2020 \$	2019 \$
Service subscriptions direct costs		
Councils connect	476,427	366,292
Total service subscriptions direct costs	476,427	366,292
Services provision direct costs		
Insurance services	248,687	263,104
Publications	80,807	87,577
Procurement services	174,583	197,396
Emergency management services	15,826	6,622
Preferred supplier program	405,945	360,519
Training services	374,332	345,554
Events Local Government convention and seminars	838,983	807,636
MWAC services	23,193	270
Local Government strategy and reform	79,798	123,708
Recruiting and selection services	25,346	85,372
Other employee relations	119,740	118,819
Communications and marketing	695,041	552,278
Environmental services	66,522	54,675
Governance services	67,057	49,962
Project expenses	25,400	-
Member engagement program	21,103	46,411
Total services provision direct costs	3,262,363	3,099,903
Recurring expenditure		
Salaries and associated expenditure	9,791,325	9,325,187
Other recurring expenditure	2,201,179	3,017,124
Depreciation and amortisation of non-current assets	1,160,080	247,618
Total recurring expenditure	13,152,584	12,589,929
Non-recurring expenditure		
Special and service development projects	131,568	124,642
Write-off of intangible assets	45,915	-
Total non-recurring expenditure	177,483	124,642

4. Surplus for the year

Surplus for the year has been determined after:	2020	2019
	\$	\$
Depreciation and amortisation of non-current assets	1,160,080	247,618
Write-off of intangible assets	45,915	-
Net (gain) on disposal of plant & equipment	-	(2,223)
Rental expense on operating leases – minimum lease payments	-	1,160,713
Interest expense on lease liabilities	333,153	-
Employee benefits expense:		
Wages and salaries	10,515,160	10,471,808
Post-employment benefits	1,024,376	995,923
Termination	562,044	-
Other	120,777	126,878
Total employee benefits expense	12,222,357	11,594,609

5. Auditor's remuneration

Remuneration of the auditor of the association for:	2020	2019
	\$	\$
Auditor of the financial report	37,300	30,800
Financial statements preparation	2,700	2,600
	40,000	33,400

The auditor of the Association for the current year is Deloitte Touche Tohmatsu.

6. Key management personnel compensation

	2020 \$	2019 \$
Short-term employee benefits (including movement in annual leave provision)	1,977,098	2,418,376
Post-employment benefits	268,915	272,318
Other long-term benefits	(95,043)	42,082
Termination benefits	452,443	-
Total compensation of key management personnel	2,603,413	2,732,776

The individuals determined to be the key management personnel are listed in Note 23.

7. Accumulated surplus

	2020 \$	2019 \$
Accumulated surplus at the beginning of the year	3,021,821	2,816,336
Effect of change in accounting policy for AASB 16	(1,587,134)	-
Effect of change in accounting policy for AASB 15/1058	587,698	-
Accumulated surplus at the beginning of the year	2,022,385	2,816,336
Surplus for the financial year	223,008	289,438
Transfers from reserves (Note 8)	(71,468)	(83,953)
Accumulated surplus at the end of the year	2,173,925	3,021,821

8. Reserves

	2020 \$	2019 \$
Balance at the beginning of the year	3,944,782	3,860,829
Add : Transfers to reserves		
Employee leave benefits reserve	33,621	153,647
Strategic reserve	11,835	16,729
Capital acquisition reserve	26,012	(86,423)
	71,468	83,953
Total reserves at the end of the year	4,016,250	3,944,782
Represented by:		
Employee leave benefits reserve	1,942,451	1,908,830
Strategic reserve	1,359,051	1,347,216
Capital acquisition reserve	714,748	688,736
	4,016,250	3,944,782

- (a) Employee Leave Benefits Reserve provides for the payment of long service leave and annual leave entitlements for employees and is matched to the total of these provisions.
- (b) Strategic Reserve was established to set aside accumulated surpluses to fund any potential strategic projects.
- (c) Capital Acquisition Reserve was established to provide funds for capital additions.

The reserves are cash-backed and are matched by amounts included with restricted funds (reserves) in Note 10.

9. Cash and cash equivalents

	2020 \$	2019 \$
(a) Reconciliation of cash and cash equivalents		
Cash and cash equivalents at the end of the reporting period as shown in the statement of cash flows can be reconciled to related items in the statement of financial position as follows:		
Cash on hand	-	351
Cash at bank	137,452	119,274
On call and term deposits	1,451,436	2,531,768
Cash and cash equivalents	1,588,888	2,651,393
(b) Reconciliation of net cash provided by operating activities to surplus for the year:		
Surplus from ordinary activities	223,008	289,438
Add back non-cash items:		
– Depreciation and amortisation	1,160,080	247,618
– Write-off of intangible assets	45,915	-
– Net gain on disposal of fixed assets	-	(2,223)
Change in assets and liabilities		
– (increase) / decrease in receivables	211,310	(494,773)
– (increase) / decrease in other assets	350,540	48,757
– increase/(decrease) in trade creditors	396,892	(678,904)
– increase/(decrease) in other provisions	33,621	153,645
Net cash provided by operating activities	2,421,366	(436,442)

There were no non-cash transactions during the year (2019: \$Nil).

10. Application of funds

	2020 \$	2019 \$
The funds available to the Association are as follows:		
Cash and cash equivalents (refer to note 9)	1,588,888	2,651,393
Other financial assets (refer to note 12)	10,000,000	7,500,000
Total funds available	11,588,888	10,151,393
These funds are represented by cash and term deposits held in separate accounts as follows:		
Unrestricted funds		
Cash on hand	-	350
Operating account	137,452	119,274
On call investments and term deposits	5,004,412	3,504,072
	5,141,864	3,623,696
Restricted funds (grants)		
MRWA road research & development trust (Minder)	-	305,327
RoadWise and & RoadWise strategic initiatives	942,777	1,310,868
Roman	194,490	194,490
Alcohol management	-	569
Community infrastructure	-	7,691
Change places	-	66,855
Household hazardous waste program	772,039	300,000
Introduced corella and rainbow lorikeet response group	-	4,985
State NRM and coastal development conference	88,800	36,834
Waste and recycling conference development fund	161,824	161,825
Container deposit scheme	6,691	20,635
CIE Bin tagging program	97,875	39,358
GAPP	60,590	63,478
Climate resilient councils project	90,594	70,000
Urban forest working group	11,644	-
Metropolitan area recreation advisory group	3,450	-
	2,430,774	2,582,915
Restricted funds (reserves)		
Employee leave benefits reserve	1,942,451	1,908,830
Strategic reserve	1,359,051	1,347,216
Capital acquisitions reserve	714,748	688,736
	4,016,250	3,944,782
Total funds available	11,588,888	10,151,393

In order to observe the limitations and restrictions placed on the use of the cash resources of the Association, cash is disclosed as either restricted or unrestricted. Unrestricted cash is that presently available for use by the Association at the discretion of management in the ordinary course of operations. Restricted cash (grants) is that presently available for disbursement, but expendable only for operating purposes specified by the grantor in respect of grant funds received. Restricted cash (reserves) is that presently available for use by the Association at the discretion of State Council but not normally available for short term operational use.

11. Trade and other receivables

	2020 \$	2019 \$
Trade receivables	1,437,942	1,649,252
	1,437,942	1,649,252
Aging of past due but not impaired:		
60 - 90 days	12,330	106,846
90 - 120 days	79,584	23,713
120+ days	36,613	10,155
Total	128,527	140,714

The average credit period is 30 days. No interest is charged on outstanding trade receivables. The Association always measures the loss allowance for trade receivables at an amount equal to the lifetime expected credit loss.

12. Other financial assets

	2020 \$	2019 \$
Term deposits	10,000,000	7,500,000

The Association holds term deposits with various financial institutions with various maturity dates and carry interest rates ranging between 0.15%-1.4%. The held to maturity investments excludes term deposits with original maturity dates 3 months or less which are classified as cash and cash equivalents and included in note 9.

13. Other current assets

	2020 \$	2019 \$
Prepayments	470,885	673,037
Accrued income	54,191	202,579
	525,076	875,616

14. Property, plant and equipment

	2020 \$	2019 \$
Office equipment		
Cost	775,538	642,843
Accumulated depreciation	(608,160)	(523,932)
	167,378	118,911
Leasehold improvements		
Cost	72,614	72,614
Accumulated depreciation	(17,033)	(12,192)
	55,581	60,422
Motor vehicles		
Cost	195,938	195,938
Accumulated depreciation	(58,327)	(31,121)
	137,611	164,817
	360,570	344,150

Movements in carrying amounts

Movement in the carrying amounts for each class of property, plant and equipment between the beginning and the end of the current financial year:

	Office equipment \$	Leasehold improvements \$	Motor vehicles \$	Total \$
Balance at the beginning of the year	181,911	60,422	164,817	344,150
Additions	132,694	-	-	132,694
Depreciation	(84,227)	(4,841)	(27,206)	(116,274)
Disposal/Write-off	-	-	-	-
Balance at the end of the year	167,378	55,581	137,611	360,570

15. Right of use assets

	2020 \$	2019 \$
Motor Vehicle		
At cost	177,400	-
Accumulated depreciation and impairment	(114,527)	-
	62,873	-
Office equipment		
At cost	45,600	-
Accumulated depreciation and impairment	(22,800)	-
	22,800	-
Commercial premises		
At cost	13,358,375	-
Accumulated depreciation and impairment	(5,714,416)	-
	7,643,959	-
	7,729,632	-

Movements in carrying amounts

Movement in the carrying amounts for each class of right of use assets between the beginning and the end of the current financial year:

	Motor vehicle \$	Office equipment \$	Commercial premises \$	Total \$
Cost				
At 1 June 2019 (recognised on initial adoption)	115,712	45,600	13,358,375	13,519,687
Additions	61,688	-	-	61,688
At 31 May 2020	177,400	45,600	13,358,375	13,581,375
Accumulated depreciation				
At 1 June 2019 (recognised on initial adoption)	(33,287)	(7,600)	(4,823,858)	(4,864,745)
Charge for the year	(81,240)	(15,200)	(890,558)	(986,998)
At 31 May 2020	(114,527)	22,800	5,714,416	5,851,743
Carrying amount				
At 31 May 2020	62,873	22,800	7,643,959	7,729,632

The Association leases several assets including building, office equipment and motor vehicles. The following lease term are used in the calculation of depreciation:

Motor vehicles 2 years

Office Equipment 3 years

Commercial premises 15 years

The Association does not have an option to purchase leased assets at the end of the lease term.

15. Right of use assets (continued)

Amounts recognised in profit and loss related to leases:

	2020 \$
Depreciation expense on right-of-use assets	986,998
Interest expense on lease liabilities	333,153
Accrued income	15,335

16. Intangibles

	2020 \$	2019 \$
Software		
Cost	282,385	327,309
Accumulated amortisation	(225,285)	(189,210)
	57,100	138,099
Intellectual property		
Cost	264,161	244,860
Accumulated amortisation	(228,866)	(210,218)
	35,295	34,642
	92,395	172,741

Movements in carrying amounts

	Software \$	Intellectual property \$	Total \$
Balance at the beginning of the year	138,099	34,642	172,741
Additions	3,075	19,301	22,376
Write - offs	(45,915)	-	(45,915)
Amortisation charge	(38,159)	(18,648)	(56,807)
Balance at the end of the year	57,100	35,295	92,395

17. Trade and other payables

	2020 \$	2019 \$
Creditors and accruals (i)	992,967	649,067
Contracted professional development	38,551	29,481
Contract liabilities (ii)	635,808	1,008,695
Unexpended grants received and receivable (Note 10)	2,430,774	2,582,915
Net GST payable	28,813	47,561
	4,126,913	4,317,719

- (i) Trade and other payables are non-interest bearing. The average credit period on purchases of goods and services is 30 days.
- (ii) Contract liabilities mostly relates to subscriptions and the Local Government conference which both relate to the subsequent financial year.

18. Lease liabilities

	2020 \$	2019 \$
Analysed as:		
Current	883,069	-
Non-current	8,591,895	-
	9,474,964	-
Maturity analysis		
Year 1	886,100	-
Year 2	898,048	-
Onwards	7,690,816	-
	9,474,964	-

The weighted average lessee's incremental borrowing rate applied to lease liabilities at transition, i.e. 1 June 2019 was 3.36%. The Association does not face a significant liquidity risk with regards to its lease liabilities.

18. Lease liabilities (continued)

2019
\$

Operating leases as lessee (disclosed under AASB 117)

Non-cancellable property, motor vehicle and photocopier operating leases contracted for but not capitalised in the financial statements:

Payable	
- not later than one year	1,163,481
- later than one year but not later than 5 years	4,765,216
- greater than 5 years	6,177,344
	12,106,041

The motor vehicle lease commitments are non-cancellable operating leases contracted for but not capitalised in the financial statements with 2-3 year terms.

The photocopier lease commitment is a non-cancellable operating lease contracted for but not capitalised in the financial statements with a 48-month term.

The lease of the West Leederville office is a non-cancellable operating lease contracted for but not capitalised in the financial statements with a 15-year term. There is an option for a further three terms of 5 years.

19. Provisions

	2020 \$	2019 \$
Current		
Annual Leave	850,499	785,647
Long Service leave	892,984	943,483
	1,743,483	1,729,130
Non-current		
Long Service leave	198,968	179,700
	1,942,451	1,908,830

20. Contingent liabilities

	2020 \$	2019 \$
Bank guarantee in favour of the Crown secured by a right of set-off over specific assets of the Municipal Workcare Scheme	43,700,000	48,200,000
The Association employs a number of personnel under contracts that include severance entitlements.		
Bank facility used by Local Government House Trust, which WALGA is the Beneficiary of	25,640,625	26,603,125

WALGA is the beneficiary of the Local Government House Trust (LGHT). LGHT has a joint venture with Qube Railway Parade Pty Ltd. This joint venture uses this facility. As at 31 May 2020 there was nil unused in this facility (2019: \$nil). This facility is available until 30 June 2020 or can be terminated early, if required. Interest rate is charged at the sum of the BBSY plus 1.5% for an interest period of 90 days or more or BBSY plus 1.75% for an interest period of less than 90 days). This loan is secured by a registered mortgage over 168-170 Railway Parade, West Leederville.

21. Financial risk management

The Association's financial instruments consist mainly of deposits with banks, short-term investments, accounts receivable and payable.

The totals for each category of financial instruments, as detailed in the accounting policies to these financial statements, are as follows:

	Note	2020 \$	2019 \$
Cash and cash equivalents and other financial assets			
– unrestricted funds	10	5,141,864	3,623,696
– restricted funds (reserves)	10	4,016,250	3,944,782
– restricted funds (grants)	10	2,430,774	2,582,915
Trade and other receivables	11	1,437,942	1,649,252
Total financial assets		13,026,830	11,800,645
Trade and other payables	17	4,126,913	4,317,719
Total financial liabilities		4,126,913	4,317,719

Fair value for the financial instruments is considered to be equal to the carrying amounts in the Financial Statements.

22. Subsequent events

There were no particular matters or circumstances that have arisen since the end of the financial period up to the date of authorisation of the financial report which significantly affected or may significantly affect the operations of the Association, the results of those operations or the state of affairs of the Association in future financial years.

23. Related parties

Related Party Transactions

During the year, the Association had the following related party transactions:

Related Party	Nature of relationship	Transactions
Local Government House Trust ("LGHT")	Trust in which the Association is the beneficiary of	- Rent subsidy received of \$698,510 (2019: \$700,100) - Administration fee income of \$68,212 (2019: \$66,990)
LGHT & Qube Railway Parade Pty Ltd	Joint Venture within which LGHT has a 60% interest	- Lease repayments of \$733,210 and interest expense of \$328,854 associated with the lease of the office premises in West Leederville - Rental and outgoings in 2019 of \$1,274,989 associated with the office premises in West Leederville
Local Government Insurance Scheme ("LGIS")	WALGA is the Trustee for the LGISWA Scheme under the provisions of a Trust Deed made on 19 September 1996	- Brokerage income received of \$745,786 (2019: \$710,166) - Remuneration fee income received of \$2,097,917 (2019: \$1,991,083) - Contribution toward Member Advisor Program received of \$Nil (2019: \$19,102)
Executive Manager	Key Management Personnel of WALGA	Sale of motor vehicle and artwork of \$Nil (2019: \$33,182)
Non-Executive Manager	Key Management Personnel of WALGA	Advisory services of \$8,000 (2019: \$Nil)

Related party transactions were made on terms equivalent to those that prevail in arm's length transactions.

23. Related parties (continued)

The following balances were outstanding at the end of the reporting period:

	Amounts owed by related parties		Amounts owed to related parties	
	2020 \$	2019 \$	2020 \$	2019 \$
Local Government House Trust ("LGHT")	-	-	-	-
LGHT & Qube Railway Parade Pty Ltd	-	-	-	-
Local Government Insurance Scheme ("LGIS")	24,759	6,522	-	2,891

The amounts outstanding are unsecured and will be settled in cash. No expense has been recognised in the current or prior years for loss allowance in respect of the amounts owed by related parties.

Key management personnel

The Association has determined that key management personnel include State Councillors and senior officers of the Association.

State Council Members

- President Mayor Tracey Roberts JP
- President Cr Lynne Craigie OAM (resigned 4 March 2020)
- Cr Jan Court JP #
- President Cr Phillip Blight
- Cr Jenna Ledgerwood
- Cr Paul Kelly
- Cr Brooke O'Donnell #
- Cr Kate Driver#
- President Cr Malcolm Cullen
- President Cr Cheryl Cowell
- President Cr Stephen Strange
- President Cr Keith House JP #
- Cr Chris Mitchell JP
- Cr Les Price
- Cr Giovanni Italiano JP #
- Cr Russ Fishwick JP
- President Cr Karen Chappel JP
- President Cr Michelle Rich
- President Cr Kerry White #
- Cr Julie Brown
- Cr Brian Oliver #
- Cr Doug Thompson
- Mayor Carol Adams OAM
- Mayor Logan Howlett JP
- President Cr Tony Dean
- Cr Frank Cvitan ^
- Cr Catherine Ehrhardt *
- Cr Cate McCullough *
- Cr Ronnie Fleay *
- Mayor Mark Irwin *
- President Cr Ken Seymour *
- Cr Peter Long *
- Mayor Ruth Butterfield *

Ex Officio Members

- Mr Ian Cowie PSM #
- Mr Jamie Parry *
- Chair Commissioner City of Perth: Eric Lumsden AM PSM (resigned 2 September 2019)
- Chair Commissioner City of Perth: Andrew Hammond (appointed 2 September 2019)

* Term of office commenced 2 December 2019

Term of office ended 2 December 2019

^ Term of office commenced 6 May 2020

23. Related parties (continued)

Office Bearers

Mayor Tracey Roberts JP	WALGA President (appointed 4 March 2020)
President Cr Lynne Craigie OAM	WALGA President (resigned 4 March 2020)
President Cr Karen Chappel JP	Deputy WALGA President (appointed 4 March 2020)
Mayor Tracey Roberts JP	Deputy WALGA President (resigned 4 March 2020)

Finance and Services (previously Executive) Committee Members

Mayor Tracey Roberts JP	WALGA President (appointed 4 March 2020)
President Cr Lynne Craigie OAM	WALGA President (resigned 4 March 2020)
President Cr Karen Chappel JP	Deputy WALGA President (appointed 4 March 2020)
Mayor Tracey Roberts JP	Deputy WALGA President (resigned 4 March 2020)
Cr Paul Kelly *	State Councillor
Cr Catherine Ehrhardt *	State Councillor
President Cr Ken Seymour *	State Councillor
Cr Doug Thompson #	State Councillor
President Cr Phillip Blight #	State Councillor
President Cr Stephen Strange #	State Councillor
Mr Colin Murphy *	Independent Representative
Ms Felicity Baxter ^	Non-Executive Member

^ Ended 19 November 2019

Ended 19 February 2020

* Commenced 22 April 2020

CEO, Deputy CEO and Executive Managers

Nick Sloan	Chief Executive Officer
Wayne Scheggia	Deputy CEO (Resigned 1 July 2019)
Mark Batty	Executive Manager - Strategy, Policy & Planning
Tony Brown	Executive Manager - Governance & Organisational Services
Zac Donovan	Executive Manager - Commercial and Communications
Ian Duncan	Executive Manager - Infrastructure
Joanne Burges	Executive Manager - People & Place (to 5 June 2020)
John Filippone	Executive Manager - Business Solutions (resigned 29 April 2020)

23. Related parties (continued)

Total compensation cost of key management personnel to the Association for the reporting period including allowance for movement in leave provisions is presented within the following bands:

Compensation Band (\$)	2020	2019
0 – 10,000	33	28
10,001 – 20,000	1	3
60,001 – 70,000	-	1
70,001 – 80,000	-	1
90,001 - 100,000	1	-
130,001 - 140,000	1	-
170,001 -180,000	-	1
180,001 -190,000	1	-
240,001 -250,000	3	-
250,001 -260,000	1	3
260,001 -270,000	-	3
280,001 -290,000	1	-
370,001 -380,000	-	1
390,001 -400,000	1	1
400,001 -410,000	1	-
	44	42

Other disclosures relating to compensation of key management personnel are disclosed in Note 6.

24. Association details

The principal place of business of the association is:

Western Australian Local Government Association
ONE70
Level 1, 170 Railway Parade,
WEST LEEDERVILLE WA 6007

This page left blank intentionally.



WALGA

WORKING FOR LOCAL GOVERNMENT

Western Australian Local
Government Association

ONE70, LV1, 170 Railway Parade
West Leederville, WA 6007
PO Box 1544, West Perth, WA 6872

T: (08) 9213 2000

E: info@walga.asn.au

www.walga.asn.au



GOLDFIELDS-ESPERANCE DEVELOPMENT COMMISSION STRATEGIC PLAN **2020-2022**

ENDORSED 22 JUNE 2020

PUBLIC COPY - Minutes of Ordinary Council Meeting held on Thursday 29 October 2020



Contents

Message from the Chair	1	GEDC Strategic Priority 3	
Acknowledgement of Traditional Owners and to Country	2	Local Content	15
Introduction	3	GEDC Strategic Priority 4	
The Goldfields-Esperance Region	6	Aboriginal Economic Development	16
Goldfields-Esperance Regional Snapshot	7	GEDC Strategic Priority 5	
Our Vision for the Region	10	Workforce Development	17
Our Purpose	10	GEDC Strategic Priority 6	
Our Core Values	10	New Industries and Economic Diversification	18
Our Role	11	GEDC Strategic Priority 7	
Our Strategic Priorities	12	Organisational Excellence	19
GEDC Strategic Priority 1		Implementation of the Strategic Plan	20
Leveraging our non-renewable resources	13	Monitoring and Evaluation	20
GEDC Strategic Priority 2		Key Performance Indicators	20
Enabling Infrastructure	14	Appendix 1	
		Regional Development Portfolio	21





Message from the Chair



Gail Reynolds-Adamson **Goldfields-Esperance Development Commission**

I am delighted to introduce this Strategic Plan for the Goldfields-Esperance Development Commission (GEDC) for 2020-2022.

This Plan sets a direction for the GEDC during a time when the economic development and remits of our agency and the need for regional representation could not be more critical.

The Board commenced work on this Plan as the COVID-19 pandemic began to emerge both around the world and here in Australia. Our agency must play a lead role over the coming months and years to monitor, promote and influence the State and Commonwealth Government's economic response, recovery and reform agenda for the region, to ensure the wellbeing of our region and our people is maintained and the importance of our region in underpinning and driving the State's economic future, is understood.

The Goldfields-Esperance region produces an economic output of around \$20 billion a year, second only to the Pilbara – our region has a key part to play in ensuring the State can 'ride out' the tough economic times ahead and provide meaningful employment for the people of Western Australia.

Resources and primary industries are the heart of our regional economies and will continue to provide the State of Western Australia with high levels of economic output to support the State's economy and royalties' streams. Our region has jobs and the potential to create and support many more.

As we look to the future, there are many areas of economic opportunity for the GEDC to leverage, to promote long term economic development, regional liveability, and sustainable jobs.

Through the implementation of this Strategic Plan, we will work with business, industry, and community to do things for the better, working collaboratively and inclusively, for all people of the region. Our Plan places a strong emphasis on encouraging Aboriginal employment and business participation outcomes within our region and growing our residential workforce. The Plan also focuses on local content – securing regionally based contracts and employment for local people and business.

I encourage our stakeholders across the region to work with us to implement our goals and to work collaboratively for the benefit of the Goldfields-Esperance region – together we can achieve many great things and entrust a legacy of resilience, shared prosperity and sustained opportunity for our children and generations to come.

Acknowledgement of Traditional Owners and to Country

The GEDC Board and staff acknowledge and pay respect to the region's Traditional Owners, their elders past, present and emerging, and to all Aboriginal and Torres Strait people living in the region. We will do this through our everyday work ensuring Aboriginal people are acknowledged, engaged, and respected in the work that we do.

The traditional owners and custodians, and the people inhabiting the land, waters, and cultures they care for, are central to the past, present and future of our region.

There is much opportunity to reconcile the significant and unacceptable gap between the economic and social experiences of Aboriginal people and non-Aboriginal people in our region. There is also much Aboriginal culture and achievement to celebrate and share.

The GEDC makes a commitment to advance economic development opportunity for Aboriginal people and businesses through this Plan, with a focus on engagement, securing pathways to employment, and procuring local content through business supply and purchasing opportunities.

Within this Plan, the GEDC refers to Aboriginal people, inclusive of all Aboriginal people and Torres Strait Islander people living in the region, following consultation with Aboriginal representatives.



Introduction

Purpose of this Strategic Plan

This Strategic Plan (Plan) defines a strategic direction for the Goldfields-Esperance Development Commission (GEDC) for the period 2020-2022. The Plan provides direction for the agency to:

- Establish strategic themes for the GEDC aligned with its objectives and functions of the *Regional Development Commissions Act 1993*;
- Align the focus and effort of the GEDC with the priorities of government;
- Provide flexibility for the agency to respond to strategic opportunities or critical issues in the region;
- Inform investment decisions by the GEDC when resources and/or funds are available, or required to be allocated;
- Enable the GEDC to achieve its annual key performance targets;
- Inform the GEDC's operational planning and resourcing; and
- Guide the GEDC's interface with the Western Australian Regional Development Portfolio, Department of Primary Industries and Regional Development (DPIRD) and key stakeholders.

The Strategic Plan sets out the GEDC's approach to the delivery of regional development outcomes, setting out key themes and strategies the GEDC must focus upon, to achieve economic and social outcomes for the region.

This Plan supersedes the previous Strategic Plan endorsed by the Board in June 2017.

This Plan should be reviewed early in 2022 or as required.

The Western Australian Regional Development Portfolio

Regional Development Commissions are one part of a portfolio of State Government agencies responsible for regional development in Western Australia. Other entities include the Western Australian Regional Development Trust (Trust), the Department of Primary Industries and Regional Development (DPIRD) and the Regional Development Council (known as RDCo).

Each organisation operates with a common focus on the development of long-term, positive economic and social outcomes for the regions and the State (refer to Appendix 1 - the Regional Development Portfolio).

Regional Development Commissions

The Regional Development Commissions are established under the *Regional Development Commissions Act 1993* (the Act) and are listed as statutory authorities.

Under the Act, Regional Development Commissions were established for each of Western Australia's nine regions to coordinate and promote economic development to maximise job growth, economic diversity, and liveability within the regions. The functions and objectives of a Commission are set out in the Act and summarised in Figure 1.

Figure 1 – Objectives and Functions of the Goldfields-Esperance Development Commission.

Objectives of a Commission

- a. Maximise job creation and improve career opportunities in the region;
- b. Develop and broaden the economic base of the region;
- c. Provide information and advice to promote business development;
- d. Generally, take steps to encourage, promote, facilitate and monitor economic development in the region;
- e. Seek to ensure the general standard of government services and access to those services in the region is comparable to that which applies in the metropolitan area; and
- f. Identify infrastructure services to promote economic and social development within the region.

Functions of a Commission

- a. Promote the region;
- b. Facilitate coordination between relevant statutory bodies and State Government agencies;
- c. Cooperate with representatives of industry and commerce, employer and employee organisations, education and training institutions and other sections of the community within the region;
- d. Identify the opportunities for investment in the region and encourage that investment;
- e. Identify the infrastructure needs of the region, and encourage the provision of that infrastructure in the region; and
- f. Cooperate with —
 - i. Departments of the Public Service of the State and the Commonwealth, and other agencies, instrumentalities and statutory bodies of the State and the Commonwealth; and
 - ii. Local governments, in order to promote equitable delivery of services within the region.

About the Goldfields-Esperance Development Commission

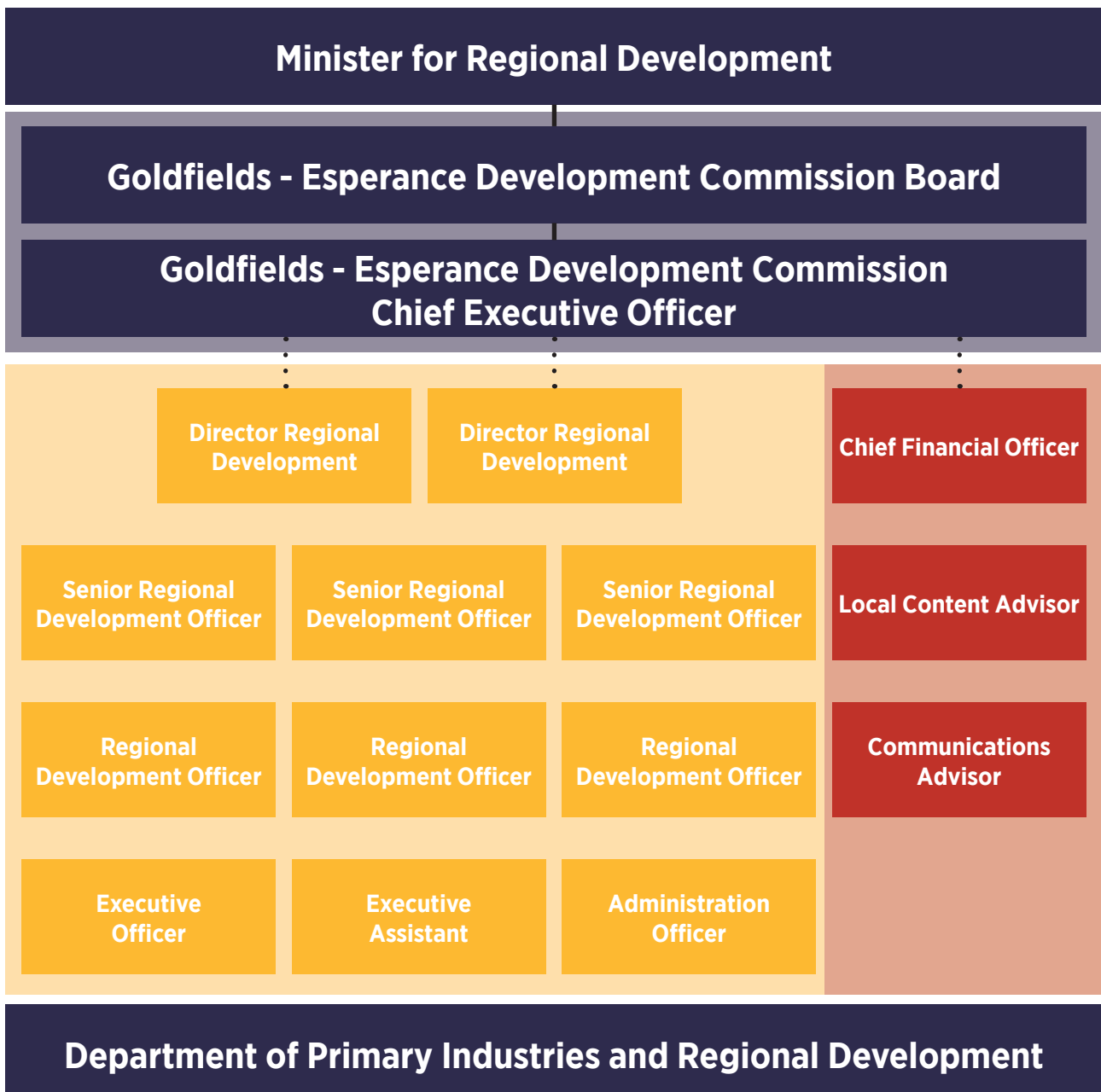
The GEDC was established to coordinate and promote the interests of the Goldfields-Esperance region – Western Australia’s largest region, covering over 770,000 square kilometres of land and nine local government areas (see Figure 3).

The GEDC is a regionally based Statutory Authority and has a Board of seven members including the Chief Executive Officer (CEO), and a team comprising 10.8 FTE across two offices in Kalgoorlie-Boulder and Esperance (see Figure 2).

The Board and CEO report directly to the Minister for Regional Development.

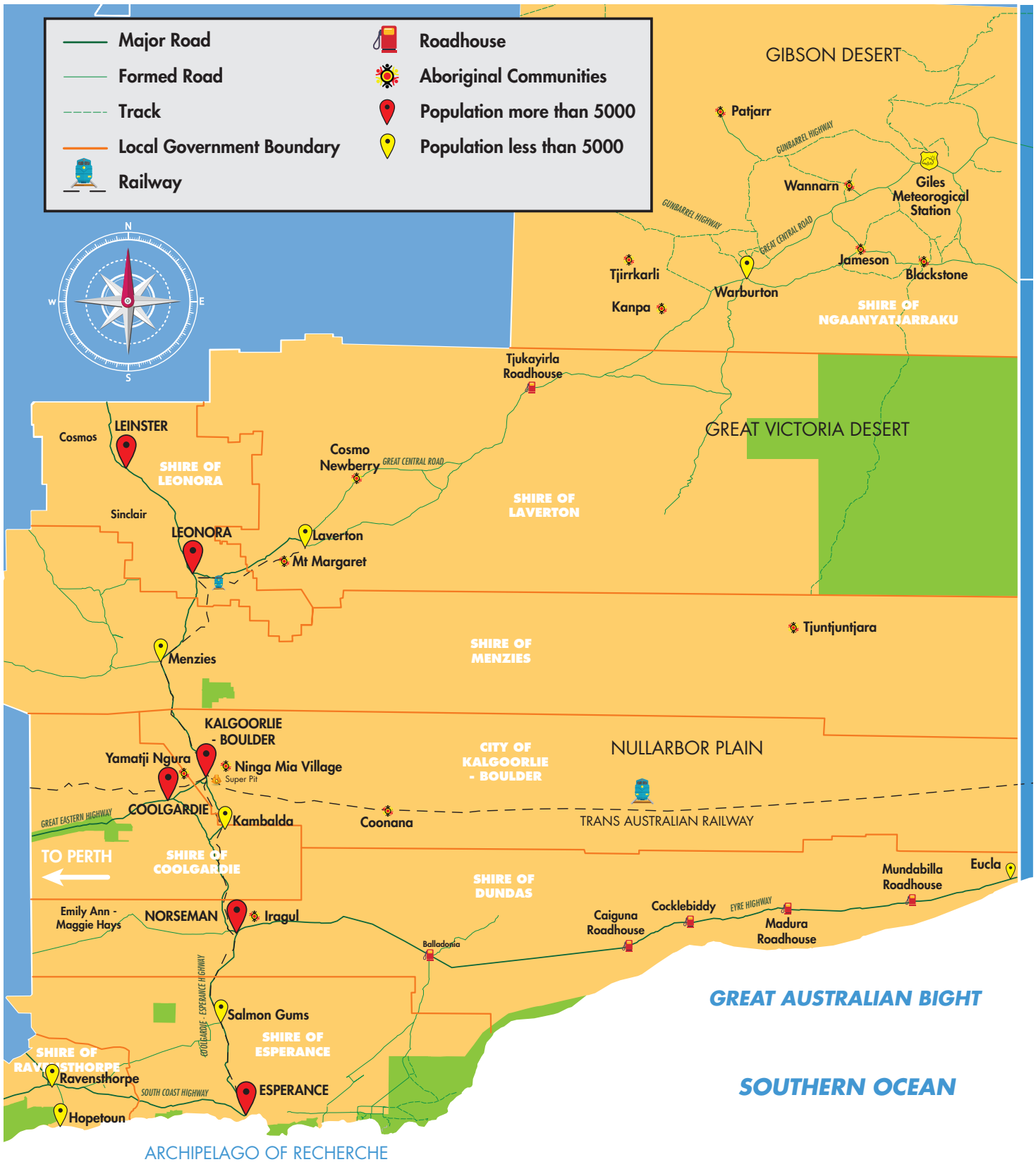
Organisational Structure

Figure 2 - GEDC Organisational Structure



The Goldfields-Esperance Region

Figure 3 - Map of the Goldfields-Esperance Region



Goldfields-Esperance Regional Snapshot



Largest region in WA, three times the size of Victoria



Great Western Woodlands – largest intact Mediterranean climate woodland in the **world**. Home to a third of Australia’s iconic eucalypt species



Boasts some of the **whitest beaches** in Australia



Hosts the **only** regionally-based WA School of Mines



55,000 people call the region home



The region is looking to attract more **people to live and work locally**

Median Age

34

YEARS



Experience life as it was during the **Goldrush era** at the historic Gwalia Gold Mine, home to Herbert Hoover, President of the United States, who was mine manager during Gwalia’s early days in 1898



Kalgoorlie-Boulder is Australia’s **largest** outback city

Kalgoorlie Super Pit - Australia’s **largest** open goldmine





Most commonly spoken languages at home after English
Ngaanyatjarra, Afrikaans



Australia’s longest shortcut – the **Outback Way** - starts in Laverton, travelling 2,700km through the heart of Australia, to Winton in Queensland



\$20 billion per annum in economic output (2019)



Key **employment** sectors include mining, health and social care, retail, education and training, construction



The Goldfields-Esperance region hosts major **gold, nickel, rare earths** and other resource projects, with mining generating over \$11.6 billion in output for the WA economy, during 2019

Regional Challenges



Equity of Opportunity

Diverse communities, varying levels of service quality and access, differences between economic and social outcomes for Aboriginal and non-Aboriginal residents depending on location.



Geography

Isolation with low population critical mass, adds costs to households and businesses, impacts on the viability of improving service and infrastructure provision.



Boom and Bust Cycle

Economy heavily linked to global commodity prices, subject to 'boom and bust' cycles, implications for the sustainability of regional centres, population fluctuation and rapid employment change.



Land Use Constraints

Access to land in many areas is constrained with limits on urban, pastoral, and agricultural expansion, due to tenure, tenements, and other development constraints.



Primary Production Costs

Core industries challenged by number of barriers including increasing general operating costs, access to sustainable and affordable energy sources and access to water.



Population Retention and Attraction

Relatively high proportion of young adults leave to seek employment, education, training, or adventure elsewhere, while aged residents leave to access health services.



Skills Requirement

Constraints on industry development influenced by lower education participation, student retention and achievement outcomes, as well as the need for more employment, higher education, and training pathways.



Digital Readiness

Low levels of technological readiness, possibly due to comparatively poor mobile and internet coverage, low levels of local employment in some technology-related industries and low utilisation of digital technologies.

Regional Advantages



Primary Industry Innovation

Established presence of major mining and agriculture activity supporting innovation and expenditure on downstream and upstream supply chains.



Natural Resources and Assets

Range of regional advantages from the unique and vast natural assets spanning mineral wealth, natural energy sources, world-renowned natural landscapes, biodiversity, and coastal assets.



Strategic Location

Connecting gateway between the eastern states, Perth, and the rest of Western Australia, with key road, rail and coastline links providing local business with access to export customers and markets.



Skilled, Experienced and Diverse Workforce

Skilled and experienced workforce that is mobile and flexible with an entrepreneurial attitude. opportunity to attract people to 'stay a while' longer, capture more resident workers to live in larger regional centres and encourage increased virtual working.



Geography

Vast land area is an enduring attribute of the region fundamental to population migration decisions and business ventures, with numerous industries benefitting from isolation, such as tourism.



Culture & Heritage

Aboriginal people have strong cultural connections to lands within and adjoining the region. There is opportunity for the region to acknowledge and better embrace Aboriginal cultures and language and to empower our Aboriginal communities to flourish.



Logistics Infrastructure & Access

Strong access to markets, globally recognised export hub, with physical access through ports and airports. Global business relationships and networks including trading partners, clients and labour.



Our Vision for the Region

The GEDC Board has developed a vision for the region to guide the agency's regional development focus, and to assist our stakeholders in understanding what we are aiming to achieve.

The vision for the region is:

The Goldfields-Esperance region is economically and culturally diverse with vibrant communities and a prosperous future.

Our Purpose

The purpose of the GEDC is:

To facilitate economic and social development in the region.

Our Core Values

The GEDC's core values define how we will operate with each other and our stakeholders to fulfil our purpose. These values underpin the behaviours of the organisation; they guide how the organisation operates to fulfill its purpose and achieve its vision.

- **Leadership** – the GEDC demonstrates leadership in our community by providing strategic advice and regional representation. The GEDC is responsive to strategic and critical issues and opportunities in the region through effective engagement, advocacy, and action.
- **Integrity** – the GEDC acts with integrity and is accountable by making ethical and informed decisions, consistent with State Government objectives. This is demonstrated through excellence in governance and performance of the agency.
- **Innovative** – the GEDC takes an adaptable approach to economic and development, taking action and promoting initiatives that bring about meaningful change within government, industry, and regional communities.
- **Collaborative** – the GEDC engages with stakeholders, to understand complex and diverse issues and perspectives across government, business and industry, and community, and to facilitate initiatives and investment in the region.

Our Role

The GEDC works across a range of priority areas, having a diverse role to play to influence regional development outcomes for the region and the State. Whilst the agency is an instrument of the State Government established to progress the advancement of the Goldfields-Esperance region, the role of the GEDC Board is to support the function of the agency as it fulfills its purpose. The key roles of the GEDC Board include the following:

Advisory

- Advising the agency and stakeholders on matters affecting the region.
- Advising the Minister for Regional Development on matters affecting the region.

The Board is informed for this advisory capacity by:

- Regular briefings from the CEO and relevant organisations on government policy, emerging issues, and potential opportunities.
- Convening of Board meetings.
- Engagement with community stakeholders.
- Utilising their specific expertise, skillset, knowledge and networks.

Strategic

- Setting the strategic direction of the agency.
- Monitoring the performance of the agency against Key Performance Indicators and its strategic direction.
- Endorsing resource allocation towards strategic priorities.

The Board will maintain a procedure for the adoption of Board position on key issues. This will include how to address the formation of a Board position on a contentious issue.

Advocacy

- Promoting the GEDC and its role in regional development.
- Promoting the region to attract investment and population.
- Advocating for regional priorities and representing the diverse views of the region to influence regional development policy and programs.

The GEDC will maintain a Communications Strategy for the agency to support the Board's advocacy role and will review this on an annual basis.

Governance

The Board recognises its governance role and will develop and maintain a Board Charter that establishes a common understanding of the governance responsibilities of the Board, delegated or authorised by the Minister for Regional Development and DPIRD. The Board Charter will be based on Section 29 arrangements made with DPIRD under the Act, a Service Level Agreement (SLA) and a Partnership Framework with DPIRD.

Our Strategic Priorities

The regional development portfolio has agreed to implement a consistent approach towards regional development themes for Western Australia through the Strategic Plans of the nine Regional Development Commissions.

The GEDC Board has identified seven strategic priorities within this Strategic Plan that align with the Trust themes (see Figure 4). These are:

1. Leveraging non-renewable resources;
2. Enabling infrastructure;
3. Local content;
4. Aboriginal economic development;
5. Workforce development;
6. New industries and economic diversification; and
7. Organisational excellence.

The GEDC has identified a series of goals, strategies and outcomes for each of the seven priority areas, as set out in the remainder of the Plan.

Figure 4 – GEDC Strategic Priorities and Regional Development Trust Themes

		GEDC Priorities					
		Priority 1	Priority 2	Priority 3	Priority 4	Priority 5	Priority 6
		Leveraging Non-Renewable Resources	Enabling Infrastructure	Local Content	Aboriginal Economic Development	Workforce Development	New Industries and Economic Diversification
Regional Development Trust Strategic Themes	New non-renewable resources	✓	✓	✓	✓	✓	
	New alternative independent industries	✓		✓	✓	✓	✓
	Regional living standards	✓	✓	✓		✓	
	Aboriginal economic development	✓		✓	✓	✓	
	Organisational excellence	Priority 7 Organisational excellence					

GEDC Strategic Priority 1

Leveraging our non-renewable resources

Strategic Priority 1	Goals	Strategies	Outcomes
Leveraging our non-renewable resources	Maximise local content outcomes within the non-renewable sector	a. Promote local content initiatives assisting regional businesses to become suppliers to industry.	Local suppliers securing contracts within the region
		b. Actively expand local content initiatives into the non-renewable sector to influence local purchasing and supply of good and services.	
	Optimise the benefits of the non-renewable resources sector for the region	c. Encourage sector investment in residential-based workforce and incentives for regional living.	Better outcomes for the region from the non-renewable resources sector
		d. Advocate for sector investment in attracting and upskilling the residential workforce.	
		e. Support prioritisation of Aboriginal employment outcomes across industry, contractors, and sub-contractors.	
		f. Promote a strategic and collaborative industry approach to community development for people and services infrastructure.	
		g. Collaborate on projects that may lead to provision of shared infrastructure and services for industry and regional communities and leverage long term regional benefits.	
		h. Actively promote and connect people to investment and funding opportunities across non-renewable resource industries, to facilitate jobs and skills diversification.	


GEDC Strategic Priority 2

Enabling Infrastructure

Strategic Priority 2	Goals	Strategies	Outcomes
Enabling Infrastructure	Improve access to key infrastructure and service provision	a. Facilitate and lead meetings of senior State Government officers and Ministers for the provision of infrastructure and services within the region.	Decision makers prioritising key infrastructure and service provision needs within the region
		b. Advocate for upgrades and improvements to key regional roads throughout the region.	
		c. Foster initiatives for affordable and accessible air travel and transportation.	
	Optimise the economic benefits of infrastructure investment	d. Lead economic development initiatives related to major infrastructure projects that create jobs, provide upskilling opportunities and pathways to employment.	Improved local content outcomes
	Enhance the liveability of the region	e. Reposition the perception of the lifestyle opportunities of the Goldfields-Esperance region.	Living in the region becomes more economically and socially desirable
		f. Actively promote regional development grants and other funding opportunities to support to improved liveability within the region.	
		g. Support economic initiatives and incentives to alleviate housing supply shortages and issues and make regional living more affordable and accessible.	
		h. Identify areas and communities experiencing service provision gaps and champion for increased levels of service provision.	Barriers identified and cross agency collaborative efforts established to improve
		i. Encourage childcare strategies for communities identified as in need, to enable workforce initiatives.	
	j. Advocate for continued improvement to health infrastructure, services and provision within the region.		

GEDC Strategic Priority 3 Local Content

Strategic Priority 3	Goals	Strategies	Outcomes
Local Content	Maximise local content outcomes within the region	a. Promote local content initiatives assisting regional businesses to become suppliers to government.	Local suppliers securing contracts within the region
		b. Actively expand local content initiatives into other sectors to influence local purchasing and supply of good and services.	
	Optimise the benefits of the non-renewable resources sector for the region	c. Encourage prioritisation of Aboriginal business supply and employment outcomes across industry, contractors, and sub-contractors.	Local suppliers securing contracts within the region
		d. Promote the implementation of government policy, projects and initiatives that may lead to local contents benefits.	Better business and employment outcomes for the region
		e. Actively engage and connect people to government tendering and investment opportunities, to facilitate local jobs, supply and business development.	



GEDC Strategic Priority 4

Aboriginal Economic Development

Strategic Priority 4	Goals	Strategies	Outcomes
Aboriginal Economic Development	Build the capacity of Aboriginal businesses and organisations	a. Identify and leverage existing governance support and training opportunities, creating linkages to Aboriginal businesses and organisations.	Aboriginal organisations participating in promoted programs, events, and funding opportunities
		b. Provide support and capacity building for Aboriginal organisations seeking to tender for local content.	
		c. Create linkages between Aboriginal leadership training and Aboriginal business or future business people.	
		d. Actively promote regional development grants and other funding opportunities to Aboriginal businesses and organisations.	
	Promote best practice Aboriginal procurement policy	e. Encourage best practice Aboriginal procurement policy to businesses and government agencies within or operating within the region.	Aboriginal businesses are winning tenders within the region
		f. Create an environment where Aboriginal businesses know where they can easily access support to assist with tendering for contracts.	
		g. Champion local content outcomes to assist Aboriginal businesses.	
	Increase employment outcomes for Aboriginal people	h. Encourage businesses, social services organisations, and government agencies to directly promote job opportunities to Aboriginal people.	Collaboration between businesses employing Aboriginal people and support services
		i. Engage with and support social services organisations to be in place, available and accessible, to assist Aboriginal people entering, seeking to enter or already in the workforce.	
		j. Identify and promote support services available for businesses recruiting Aboriginal people.	

GEDC Strategic Priority 5 Workforce Development

Strategic Priority 5	Goals	Strategies	Outcomes
Workforce Development	Maximise workforce outcomes within the region	a. Support initiatives that increase population retention and workforce migration into the region.	People live regionally and stay to work for longer
		b. Advocate for an increased residential workforce, a decrease in FIFO practices and incentives for regional living.	
		c. Encourage government and industry investment to upskill local workforce.	
		d. Assist TAFEs and Curtin WA School of Mines in the development of foundation skills and courses that cater for emerging industries such as the social services sector and future batteries industries.	Region's workforce adaptive to changing workforce needs
		e. Foster local talent development pathways and opportunities.	
		f. Actively promote, connect, and engage with industry and community on training and workforce initiatives, to facilitate jobs and skills diversification.	
	Understand workforce issues and be responsive to changing needs	g. Facilitate projects that monitor workforce trends and seek to identify gaps in the region, to inform policy and evidence-based decision making.	Barriers identified and cross agency collaborative efforts established
		h. Support social services sector to overcome workforce attraction and retention barriers.	
	Optimise the economic benefits of investment	i. Encourage prioritisation of Aboriginal employment and business outcomes across government, industry, and community sectors.	Participation of Aboriginal people in the workforce
		j. Lead economic development initiatives related to major projects that create jobs, upskilling opportunities, and pathways to employment.	Better jobs and local content outcomes

GEDC Strategic Priority 6

New Industries and Economic Diversification

Strategic Priority 6	Goals	Strategies	Outcomes
New Industries and Economic Diversification	Identify and support new and emerging industries to diversify the economy	a. Diversify the GEDC’s knowledge and exposure to new and alternative industries, including emerging and potential opportunities.	Private sector values the GEDC as a strategic resource
		b. Encourage local business seeking to enter new and emerging markets by providing advice and referral connections.	
		c. Foster regional influencers, local ‘champions’ and connector organisations seeking to collaborate and activate SME innovation and create new jobs.	
		d. Help businesses seeking to establish themselves within the region to navigate local processes and connect with influencers.	
	Assist businesses to maximise their current and future potential	e. Encourage local content outcomes to assist businesses that are seeking to diversify their product and service provisions.	Strong private sector participation in promoted programs, events, and funding opportunities
		f. Promote programs that actively support and encourage entrepreneurship.	
		g. Support programs that actively promote and encourage best practice business operations.	
		h. Actively promote regional development grants and other funding opportunities to the private sector.	

GEDC Strategic Priority 7 Organisational Excellence

Strategic Priority 7	Goals	Strategies	Outcomes
Organisational Excellence	Demonstrate strong leadership and foster transformational partnerships	a. Demonstrate strong leadership within the region and the State.	State Government Ministers, Departments, Local Government, and other organisations actively seeking advice and support from the GEDC
		b. Work across agencies to break down government barriers, perceived or real, to deliver positive initiatives and opportunities.	
		c. Foster an environment of collaboration across the region, for the benefit of the region.	
		d. Collate and communicate information and data to ensure that the GEDC and its stakeholders, have access to resources to make evidence-based decisions.	
		e. Develop and implement a Communication Strategy to assist in affirming the role and successes of the GEDC and the State.	
		f. Support the State Government's ongoing response to the COVID19 pandemic and, in collaboration with State and local government agencies, work to facilitate the region's economic recovery and influence the economic reform agenda.	
	Maintain strong organisational governance	g. Ensure the GEDC meets governance requirements outlined in the Regional Development Commissions Act 1993 financial management and other applicable legislation.	Barriers identified and cross agency collaborative efforts established
		h. Support the Chair and the Board, ensuring that they are well equipped, informed and have the resources to fulfil their function effectively and efficiently.	
		i. Manage Government business and programs with integrity and in a timely and effective manner.	
		j. Ensure all staff have appropriate training and resources to effectively perform their roles and apply good governance practices at all times.	

Implementation of the Strategic Plan

An annual Business Plan will be prepared each financial year setting out the key operational requirements to implement the strategies, achieve the goals and deliver the outcomes of the Strategic Plan. This will include planned initiatives, programs, and projects that the GEDC will be focussed on delivering during the year ahead.

The Business Plan will also support the development of annual and mid-year budget submissions to DPIRD or other agencies, for operational resources, program, and project funding allocations.

Monitoring and Evaluation

The GEDC will report regularly against the priorities of the Strategic Plan to the Board at Board meetings and through the State Government's Annual Reporting process. The Annual Report is publicly tabled in Parliament each year by the Minister for Regional Development.

Key Performance Indicators

Under the State Government's outcomes-based performance management framework, the GEDC is required to report on two Key Performance Indicators (KPIs) including effectiveness and efficiency indicators, in the Annual Report. These KPIs provide measures against which the agency can gauge its performance across the State Government's and agency's priority outcome areas.

1. Key effectiveness indicators

This indicator measures the agency's:

- a. Effectiveness;
- b. Timeliness; and
- c. Quality of service.

This indicator is measured through an annual client survey of GEDC stakeholders and the effectiveness score, comparative to previous years, is recorded in the GEDC Annual Report.

2. Key efficiency indicators

This indicator measures the average cost per chargeable hour for the agency for each of the two service areas below:

- Service Area 1 - Facilitation of the provision of appropriate infrastructure and industry services; and
- Service Area 2 - Promotion of region and its investment opportunities.

The average cost per chargeable hour is measured against annual targets set in the budget process and recorded in the GEDC Annual Report.



Appendix 1 - Regional Development Portfolio

Western Australian Regional Development Trust

The Trust is an independent statutory advisory body established under the *Royalties for Regions Act 2009*, providing advice to the Minister for Regional Development on the operation of the Royalties for Regions Fund and any other matters referred to it by the Minister.

Department of Primary Industries and Regional Development (DPIRD)

DPIRD is responsible for the planning, coordination, and delivery of the State Government's regional development programs, including the management of the Royalties for Regions investment program and maintaining relationships with key partners across government, industry, and the community.

The GEDC works closely with DPIRD to implement regional development initiatives and investment within the Goldfields-Esperance region. DPIRD provides the GEDC with 'free of charge' resource support, to enable the GEDC to fulfil its obligations under the Act.

Regional Development Council (RDCo)

The Regional Development Council (RDCo) was established under the *Regional Development Commissions Act 1993*, and acts as a key advisory body to the Western Australian Government on regional development issues. The Council is made up of the Chairs of the nine Regional Development Commissions who report to the Minister for Regional Development on regional development matters.

WA Regional Development Alliance (WARDA)

The CEOs of the nine Regional Development Commissions are part of an informal alliance known as the Western Australia Regional Development Alliance (WARDA). WARDA enhances collaboration across the nine Regional Development Commissions, DPIRD and the Trust.



*We're working for
Western Australia.*

Kalgoorlie Office

Viskovich House, 377 Hannan Street, Kalgoorlie WA 6430
T: 08 9080 5000

Esperance Office

Suite 26c Dutton Arcade, 91 Dempster Street, Esperance WA 6450
T: 08 9083 2222

info@gedc.wa.gov.au
gedc.wa.gov.au

Goldfields Voluntary Regional Organisation of Councils

Economic Policy Plan for the Region



September 2020

PREFACE

This Economic Policy Plan (Plan) has been developed by the GVROC to position, assist and drive growth for the region. It considers a number of key government policy settings, regulations and funding programs at a Federal and State level, that if reformed or addressed could enable the GVROC members to grow their communities in a sustainable way on par with the major capital cities, which will provide significant social and economic benefits to not only the region, but also for the State and Nation.

The Plan is targeted at the Western Australian Government and Australian Federal Government and will be used as a platform for discussions with both governments and also with all political parties in around upcoming government elections. The GVROC present this plan with a united regional voice from each of its nine local government authorities' members of what they would like to see delivered by the current and future State and Federal Governments.

The Plan also takes into consideration the current effect of the Covid-19 Pandemic and the future economic stimulus measures that the GVROC would like to see funded and implemented by State and Federal Governments in conjunction with the GVROC members to stimulate and grow these regional cities, towns and communities into thriving and strong economic communities.

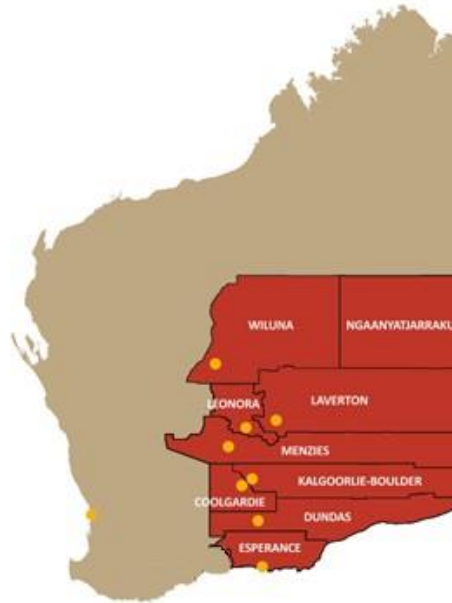


THE GVROC

The Goldfields Voluntary Regional Organisation of Councils (GVROC) was formed in 2007, with the overarching principle to develop an alliance of Local Governments in the Goldfields, who contribute and work together to ensure the sustainability of its individual members.

It consists of the:

- Shire of Coolgardie
- Shire of Dundas
- Shire of Esperance
- City of Kalgoorlie-Boulder
- Shire of Laverton
- Shire of Leonora
- Shire of Menzies
- Shire of Ngaanyatjarraku
- Shire of Wiluna



OUR VISION

To form a strategic alliance for the development and retention of infrastructure and community services, acquiring funding from government grants, economic development initiatives and private sector funding

OUR MISSION

To enhance service delivery and infrastructure for our collective and individual communities and to achieve a sustainable, cost effective model for sharing of resources

OUR ACTIVITIES

GVROC uses its collective influence to generate positive outcomes for all Member Councils and Goldfields/Esperance communities. It does this by:

- Acting as a collective in advocating on behalf of Members Councils and the region as a whole, through lobbying on a State and Federal Level. This includes attendance at consultations and meetings with relevant stakeholders in the region and Perth.
- Identifying appropriate funding opportunities for projects and initiatives which benefit the Member Council communities.
- Taking a collaborative approach to resource management to ensure adoption of the most cost effective and sustainable model.
- Prioritising initiatives and projects which retain and develop infrastructure and economic development in the region.

OUR REGION

The GVROC region is vast, covering a land area of 953,431km² and comprising red deserts, expansive mineral wealth, the magnificent Great Western Woodlands and the iconic white, sandy beaches of the Southern Ocean. The region is renowned for its lifestyle, its friendly people, a great sense of community combined with excellent facilities and great opportunities.

As the largest region in Western Australia covering a third of the State, GVROC regional communities and economic activity is relatively isolated from the major urban centres and capital cities of Australia, however this drives an entrepreneurial and pioneering spirit amongst its people, strong and resilient communities and the freedom to live in one of the most beautiful, natural, safest and least populated areas of the world. Approximately 55,000 people live in the region.

The region generates over \$21.526 billion per annum in economic output, with around 32,600 employed people working in the region, and nearly 4,500 businesses, half of which are sole traders.

Major industries include mining; manufacturing; construction; rental, hiring and real estate services; transport and logistics; agriculture, forestry and fishing; education and social services and tourism. The region produces an array of resource and agricultural commodities, and imports and exports product across the globe, through the Southern Port facility in Esperance. Founded on mineral wealth and a strong mining heritage, the region is an important mining hub for Western Australia accounting for over 10% of the State's mineral and petroleum production.

Approximately 80 percent of the Region’s population, 70 percent of jobs and 87 percent of businesses are concentrated in the two most populous local government areas of the City of Kalgoorlie Boulder and the Shire of Esperance, with a significant portion of the region’s Indigenous population residing in more remote towns and communities across the Region. A further 23 percent of jobs in the Region are located in the minerals industry intensive Shires of Laverton, Leonora and Coolgardie.

Aboriginal and Torres Strait Islander people represent nearly ten percent of the region’s population. The character of the Goldfields-Esperance region reflects our unique Aboriginal culture, the legacies of early mining and agricultural pioneers, and a multi-cultural history of interstate and international migration.

The Region accounts for approximately 3 percent of State GDP, with its dominant minerals sector accounting for 80 percent of regional exports, one-third of all regional jobs and 45 percent of the Region’s total payroll.

Key Facts

- Largest region in Western Australia, nearly four times the size of Victoria.
- Esperance Port is the deepest port in the Southern Hemisphere.
- Between 14 and 16 distinct Aboriginal Languages in the region.
- Hosts the only regionally based WA School of Mines
- Kalgoorlie Super Pit – Australia’s largest open goldmine.

GVROC Region – Statistical Profile at a glance	
Population as of Dec 2019	55,047
Employed as of Dec 2019	32,605
Economic Output as of 2019	\$21.526 billion
Gross Regional Product 2019	\$8.41 billion
Per Capita Gross Regional Product 2019	\$152,780
Per Worker Gross Regional Product 2019	\$257,938
Mining output as of 2019	\$12.4 billion
Agriculture, Forestry & Fishing output as of 2019	\$637 million
Residential building as of 2018/19	\$55 million
Non-residential building as of 2018/19	\$64 million
Overnight visitors 2016-2018	680,500 pa

OUR ECONOMIC POLICY PLAN

1

Taxation reform from both Federal and State Governments to encourage the retainment and boosting of its regional populations, recognising the unique challenges of living outside of capital cities and urban centres.

The GVROC would like to see urgent taxation reform at both the State and Federal Government level that provide benefits for business and communities (in general) in remote areas of the State which encourages growth in regional Western Australia. The GVROC is seeking from

1. State Government:
 - a. Payroll tax subsidies for business and companies that support residential workforces in regional and remote towns; and
 - b. Stamp Duty relief or subsidies for regional and remote areas.
2. Federal Government:
 - a. Federal Government Tax offset review;
 - b. FBT concessions to encourage regional residential workforces; and
 - c. Review of Zone allowance to regional and remote workers.

This urgent tax reform is needed to address the current issue being seen across Australian regional and remote towns that are getting less populated with businesses closing and residential workforces disintegrating. Without some form of recognition and assistance, many towns will not be able to economically survive with the majority moving and residing in the capital cities or major regional cities leading to further issues and costs to Government for providing government infrastructure and services to meet these major population centre demands.

Many of the existing taxation rebates and incentives are also outdated and don't reflect on the current cost of living in regional and remote areas providing no financial benefits or incentives in place for people living in regional and remote towns.

Western Australian State Government Tax Reforms

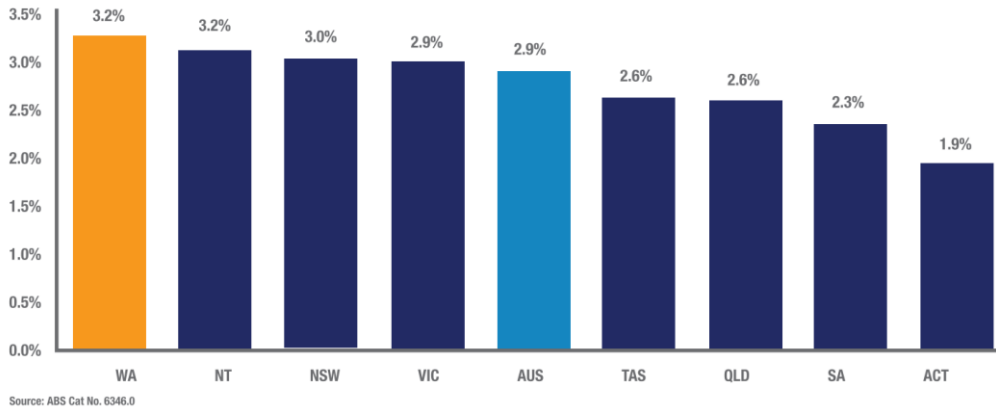
Payroll Tax

The GVROC is calling for the payroll tax threshold to be increased for regionally based businesses and companies by the State Government as a priority or alternatively for the State Government to provide a payroll tax subsidy for businesses and companies that support residential workforces in regional and remote towns.

WA has the highest payroll tax burden of any state (see below chart), which means it is more expensive to create a job in regional WA than anywhere else in the country. Payroll tax is a critical lever to boost jobs creation because it supports all industries across the economy from retail to construction to manufacturing.

WA HAS THE HIGHEST PAYROLL TAX BURDEN

Payroll Tax as a Proportion of Total Labour Costs



In addition to increasing the demand for workers, reducing payroll tax would also bolster incentives for businesses to invest in their workforces. The productivity and wages of workers in Western Australia would then be underpinned and driven higher by two powerful forces: the increased demand and investment in workers' skills; and an expected increase in investment in automation technology.

The Chamber of Commerce and Industry of WA in its 2019-20 State Pre Budget submission called for a \$100,000 increase in the payroll tax threshold, from \$850,000 to \$950,000, which they estimated would:

- Create 278 direct and 602 indirect jobs;
- Result in total economic benefit to the state of approximately \$283 million; and
- Reduce Budget revenue by \$47 million.

It is estimated that these impacts would be even greater in Regional Western Australia as establishing and retaining businesses in regional locations, that already have increased cost of living burdens could mean the difference between operating profitability or not.

Implementing this GVROC policy should result in thriving regional businesses, which will also create more local employment and thus retain and attract population to the region.

Stamp Duty

The GVROC would like the State Government to consider some form of stamp duty relief or subsidy for regional and remote areas of the State that encourage people to move and relocate to remote and regional towns.

This could be in the form of a regional first homebuyers stamp duty relief or grant for people that are moving to the regions and purchasing homes and/or stamp duty relief for businesses or companies that are purchasing houses for its workers to have them residentially based rather than using fly in fly out operations.



Stamp duties have traditionally been a significant revenue earner for state governments, accounting for around a quarter of their own-source taxation revenues (though a rather smaller share of their total funding, given reliance on grants distributions). However, they are also taxes which impose particularly high economic costs. Accordingly, the pursuit of an efficient tax system – coupled with the broader imperative to find sources of productivity gain in the Australian economy – has led to calls for their replacement with more efficient taxes.

Governments are starting to act on this advice, with both the ACT, NSW and South Australia moving to reduce or abolish stamp duties on property conveyances as key components of their tax reform agendas. According to a new report commissioned by the NSW Government, it calls for stamp duty to be axed and replaced by a broader smaller annual tax on all property owners. It states that Stamp duty on homes is “unfair and damaging” to the economy.

This call has been supported by the Real Estate Institute of Western Australia as they match findings from a Deloitte Access Economics in 2015 that showed the removal of stamp duty would boost the number of home sales 60 per cent — or 30,000 homes on WA’s long-term average. The Deloitte research also claimed the removal of the transfer duty would add \$1 billion to the local Western Australian economy.

The latest report also showed it was damaging the broader economy by creating a disincentive to sales. An unrestrained market would help stimulate the broader economy, with buyers and sellers typically spending money on renovations and furniture when they moved.

Of importance to the GVROC the new report, called the NSW Review of Federal Financial Relations, said stamp duty created worker immobility, preventing people from moving to where the jobs were. This is particularly relevant for regional locations that may be trying to attract workers and build their populations and economies.

The report states that for every \$1 it provides the government; it costs the economy \$1.20. By introducing a broad-based tax system, payments will be made over a longer period, allowing those who need to move, the ability to do so.

Most states and territories now offer schemes for first home buyers whereby, depending on the type of property and price, they pay no stamp duty on purchases. However, it is not just first home buyers that are disadvantaged by stamp duty. The additional up-front cost discourages existing owners from moving and reduces the amount they can potentially spend on a home when they do choose to move. So many existing reports and reviews state that it makes sense to remove stamp duty for everybody not just those that are trying to enter into home ownership for the first time.

Grattan Institute’s Household Finances Program Director, Brendan Coates, agreed saying one of the biggest economic costs of stamp duty is that it stops people from moving to a new house or a new job, and in order to remove that impediment Australia has to get rid of stamp duty itself.

But given the states and territories rely so heavily on stamp duty to pay for things like roads, education and hospitals, abolishing it could be detrimental to the health of their economies.

Transitioning from stamp duty to land tax (in a revenue neutral way) would better enable people to move closer to preferred jobs, family networks and schools. Insofar as people with lower incomes are more likely to live in an area with fewer work opportunities, such reform would make for a more equitable society. Reducing the costs of moving would also remove a barrier to many older Western Australians downsizing, and bolster the residential construction sector. Greater reliance on land tax would also provide for a more stable revenue base.

These examples from around the globe show how stamp duty can be abolished or applied differently without leaving a gaping hole in the economy.

New Zealand – no stamp duty

Australia's closest neighbour imposes no stamp duty, but instead raises its revenue through GST and income tax. While the income rates aren't too dissimilar to rates in Australia, New Zealand's GST is a flat rate of 15% compared to 10% in Australia.

United Kingdom – reduced stamp duty

Like Australia, the UK charges stamp duty at different rates according to a property's price. For homes under £125K (approx. \$AU236K), no stamp duty is paid. The cost of stamp duty rises as the value of a property increases therefore homes valued between £125,001 and £250K (\$AU469K) will attract a stamp duty rate of between 1-2%. Homes valued between £250,001 – £925,000 (\$AU1.7m) will attract up to 5% in stamp duty. Those buying a home priced between £925,001 – £1,500,000 (\$AU2.8m) will pay up to 10% in stamp duty. From 2015 those buying a second (or third) property also pay an additional tax of between 3-15% depending on the value of the property.

Sweden – a flat rate of stamp duty

Sweden, a country that is known for its progressive stance on government does impose stamp duty on property transactions. It's charged at a rate of 1.5% for individuals or 4.25% for 'legal persons' which generally means a company or corporation.

Canada – no stamp duty

Canada has no stamp duty, instead, the country imposes a tax on the occupation of properties. This system is similar to what some experts are suggesting be adopted in Australia, with occupants paying tax over a number of years while they reside in the property, rather than paying it upfront at the time of transaction.

The GVROC understands that there has been a lot of talk about removing stamp duty in Australia, but the move would be politically challenging because stamp duty revenue is going to have to be replaced by some other form of taxation by the state government.

However based on research, which is documented above, and the impediment that stamp duty has on the economy, particularly in the regions, GVROC believe the initial type of relief it has requested for the regions in the form of stamp duty relief would not significantly impact State Revenue and will assist in building economic prosperity in regional areas, while the State Government considers the bigger tax reform policy of potentially transitioning from stamp duty to some form of alternative land tax.

Federal Government Tax Reforms Zone Tax Offset Rebate and FBT Remote Area Concessions

In September 2019, the Productivity Commission released its findings following a report into Remote Area Tax Concessions and Payments, which investigated the appropriate ongoing form and function of the zone tax offset, FBT remote area concessions, and Remote Area Allowance.



Many of the recommendations in the report seem to be premised on the Commission's view that the objective of the Remote Area Tax Concessions is not to promote regional development, but is to deal with inequities in the FBT regime where employers have operational reasons to provide these benefits to employees.

The report stated that it is the Commission's view that it is the role of State and local governments to support and promote regional development, not the tax system. If you accept the Commission's view that regional development should not be an objective, it follows that FIFO benefits are more important than residential employee benefits. However, the GVROC is of the view that the issue, is more about intent and the objectives of the tax concessions and less about their complexity or interpretation.

The GVROC challenged the Commission's view that the 'policy objective' is to deal with FBT inequality when in reality operational reasons require employers to provide such things as housing etc. to employees in many remote and regional towns. In that respect the GVROC requested the Commission to reinstate regional development as an objective and not just deal with the perceived FBT inequalities.

Overall the GVROC request the following in regard to Federal Government tax reforms:

1. The GVROC is of the opinion that a review of the current tax offset zones is required with ongoing reviews conducted after each Census release. The existing taxation rebates and incentives are outdated and don't reflect on the current cost of living in regional and remote areas.

The GVROC requests that the Federal government consider the socio-economic issues and labour shortages in the regions and increase the tax offset or bring it into line with other very remote or remote areas in Australia such as Northern Queensland.

2. The GVROC also requests the State and Federal Governments consider adopting and implementing Queensland's Strong and Sustainable Resource Communities Act 2017 which ensures that residents of communities near large resource projects benefit from construction and operation of large projects. The Act prevents the use of "100 percent FIFO workforce arrangements on operational large resource policies."

The implementation of a similar program to Queensland's Strong and Sustainable Resource Communities Act 2017, would encourage companies to demonstrate local workforce recruitment efforts bringing positive outcomes in the community such as sustainability and reduced mental health issues.

3. Given the critical labour shortage in the regions, the GVROC also requests that the Federal Government consider providing a fringe benefit tax (FBT) concession to encourage drive in drive out and residential employment in the Goldfields region. It is proposed that the FBT concession would be applied to the provision of living and housing expenses paid by mining companies, commercial businesses and local governments.
4. The GVROC also support a no FBT payable by companies or contractors that support residential workforces in regional and remote towns.
5. The GVROC also support individuals living in regional and remote towns being eligible for incentives, such as an increase in the zone allowance – with a different rate depending on where you live.

Expected Outcomes from State and Federal Tax Reforms

The GVROC believes the following outcomes would result if State and Federal Governments undertook the suggested tax reforms:

- Improved Economic Opportunities and Financial Benefits to all levels of Government (Local, State and Federal);
- Less pressure to build new subdivisions and associated infrastructure services to cater for urban metropolitan growth in capital and regional cities
- Better utilised established regional and remote town's infrastructure and services by increasing their population; and
- Benefits for regional and remote residents such as;
 - Keeping families together
 - Improved quality of life through social engagements, activities and programmes
 - Improved mental health of employees.

However, if Governments choose to keep the status quo, the GVROC believe:

- Regional and remote towns will continue to decline in population and sustainability;
- Cost of city living will increase due to pressure on essential services (water/power) and high demand for residential development;
- Cost of providing government services and personnel will increase as the population in regional and remote towns decrease (per capita);
- Financial benefits derived from tourism and other industry will disintegrate in regional WA; and
- Government debt will increase due to the constant demand of urban development.

2

A dedicated State Government funding allocation towards implementing key infrastructure projects in the Goldfields Esperance Region that assist with potential for economic and industry growth.

The GVROC acknowledges and welcomes that the State Government currently has funding available through the Regional Economic Development Grants (RED Grants) program which allocates \$28.8 million over five years across all of the nine regional areas of WA to invest in local projects to stimulate economic growth and development in regional Western Australia.

However, these grants are small scale in nature, more allocated to businesses and organisations rather than assisting local government with key infrastructure that assists in maintaining and ensuring that industry competitiveness and community wellbeing is unlocked towards economic opportunities for the region.

Therefore, the GVROC would like to see an annual dedicated Goldfields Esperance funding allocation that is focused and assists in ensuring that industry competitiveness and community wellbeing is maintained across the Region. This key infrastructure fund would be similar to the previous Goldfields Revitalisation Fund that the State Government provided \$186 million in funding towards regionally agreed key infrastructure projects.

In this context, the local governments within GVROC in partnership with Regional Development Australia – Goldfields Esperance recently completed a Goldfields-Esperance Region of WA – Towards an infrastructure strategy for industry growth study to identify key infrastructure priorities for the region.

The strategy opportunities identification study was commissioned in recognition of the fact that use of shared key infrastructure by the Region's expanding gold, battery minerals and other technology minerals production sectors is both increasing and changing in nature, and that this is occurring in an environment where other sectors such as agriculture and tourism are also increasing their usage of certain aspects of that infrastructure.

This study identifies opportunities and challenges with respect to ensuring the Region's infrastructure remains fit-for-purpose as the first step in ensuring that industry competitiveness and community wellbeing is maintained across the Region.

This study has built on a range of existing economic development plans and infrastructure assessments pertaining to the GVROC region and was developed in consultation with owners, managers and users of a various categories of shared hard and soft infrastructure across the Region.

The GVROC have identified a number of key issues around key infrastructure for the region as outlined below and are developing a staged action plan for each issue as appropriate. Funding allocations from this dedicated State Government funding allocation would enable these key issues to be addressed.

Transport and Logistics Infrastructure

Road network (also connects with Item 3)

Funding towards the region's road network to:

- Maintain the standard of main arterial roads;
- Improve the standard of key non-arterial roads;
- Improvements for heavy vehicle traffic through Esperance into the Esperance Port;
- Address the increased heavy vehicle traffic through townships; and
- Manage the activation of isolated communities and economies

Rail network

Funding towards the rail network to address:

- Potentially increasing rail freight;
- High network costs;
- Potential congestion at the Aurizon Kalgoorlie Yard and Esperance;
- Kalgoorlie-rail realignment and multi-modal capability; and
- An upgrade to the rail infrastructure in the Northern Goldfields and Esperance lines to accommodate resource sector development.

Aviation facilities

Funding towards the regions LGA controlled airports to:

- Address maintenance and expansion of the Kalgoorlie Airport;
- Upgrades to Laverton and Kambalda airports; and
- Airstrip upgrades to Wiluna and Eucla airports.

Maritime facilities

Funding towards the Esperance Port to:

- Investigate the Esperance Port land constraints and options for expansion; and
- Maintain and invest in new capital infrastructure at the Esperance Port.

Service Infrastructure

Digital and telecommunications infrastructure

Improve the digital and telecommunications infrastructure in the region by:

- Continuing to eliminate Mobile 'Blackspots';
- Facilitation of real-time data intensive services; and
- Partnering with the WA SuperNet plan which involves running 4000km of optic fibre, buried within the easements of the regional rail network stretching from Northampton to Esperance.

Utilities

Maintain and upgrade utilities to the region by:

- Improved natural gas distribution and pipeline access;
- Increasing electricity generation and distribution including support for the development of alternative power sources, i.e. Solar and / or wind:
 - Ensuring energy security on the SWIS;
 - Upgrading electricity supply;
- Improving water supply to address potable water scarcity and cost including:
 - Drought proofing infrastructure, particularly in the Rangelands area of GVROC;
 - possible support for development of a water pipeline from Argyle to Kalgoorlie via inland towns; and/or
 - desalination plant in Esperance and piping though the Goldfields rather than a reliance on water solely from Perth.
- Increasing capacity of water for agriculture/ commercial activities; and
- Potential deregulation of water supply to allow commercial suppliers to enter the market.

Waste management

Funding towards development of a regional waste solution that includes processing problematic waste.

Industrial Land, Housing and Labour

Funding towards:

- Development and access of suitable industrial land across the region;
- Improvement of housing stock across the region; and
- Growing a local fit-for-purpose labour market.

Soft Infrastructure

Primary and Secondary Education

Funding towards addressing the:

- Limited childcare supply; and
- Decreasing secondary school retention.

Higher Education and Vocational Training Education

Funding towards:

- Optimisation of the education and training precinct in Kalgoorlie-Boulder;
- Infrastructure that allows better integration of Regional specific training; and
- Implementation and integration of new curriculums to meet regional needs.

Health Care

Funding in health infrastructure that:

- Meets the needs of aged care in the regions;
- Meets the increasing demand for mental health services;
- Retains general practitioners in the region;
- Delivers upgrades to Laverton, Leonora and Norseman Hospitals;
- Sustains culturally secure health care delivery;

- Delivers aging in place housing and health care;
- Ensures adequate paramedic capability; and
- Maintains critical mass of demand for local health care services.

The GVROC is also aware of the State Government, through Infrastructure Western Australia (IWA), is developing its State Infrastructure Strategy. This will be the State's first Infrastructure Strategy, which will provide important advice to government and will identify Western Australia's key infrastructure needs and priorities over the next 20 years.

The GVROC is keen to work with IWA to ensure that any key infrastructure projects for the region align with the proposed State Infrastructure Strategy. Currently IWA, in its recent discussion paper for development of the State Infrastructure Strategy, has highlighted the following key challenges and opportunities for the Goldfields Esperance region:

- Improving resilience of key east-west and north-south transport links.
- Capitalising on potential investment in existing and new resource projects.
- Addressing the high costs of operating in a remote area and the challenge of attracting and retaining skilled workers across industry sectors.
- Combating the challenges associated with road, rail and air infrastructure, including connectivity, cost and rail congestion.
- Improving communications and digital connectivity for the delivery of key health and education services by addressing matters such as slow broadband speeds, access limitations and a lack of local technical support and training.
- Addressing the maintenance, productivity and safety requirements of key supply chains which intersect with road infrastructure used by the local community and tourists.

These challenges and opportunities align closely with the issues and opportunities identified by the GVROC in developing its infrastructure strategy for industry growth study, for which it is requesting an annual allocation of State Government funding to address and deliver key infrastructure for the region.

3

A dedicated road funding allocation from the Federal and State Governments towards implementing key roads of strategic importance in the region that unlock the economic potential for growth.

The Goldfields-Esperance Regional road network is the main facilitator of hinterland logistics and intra-region, inter-region and interstate transport connectivity.

The main arterial routes in the Region are Western Australian Government roads, managed under the jurisdiction of Main Roads WA. The Great Eastern Highway is the principal interstate road connection between Perth and the Goldfields-Esperance Region, and via the Coolgardie-Esperance and Eyre Highways, the Eastern States.

Given its critical importance to interstate road freight, the roads comprising this interstate logistic connectivity are the subject of regular assessment with respect to capacity, safety and amenity.

The Goldfields Highway provides critical logistics connectivity between the mining industry in the northern Goldfields, the City of Kalgoorlie-Boulder population centre, Perth and the eastern states. The Coolgardie-Esperance Highway provides hinterland connection for the Goldfields Region, Perth and eastern states with Esperance Port and the South Coast Highway connects areas to the west of Esperance, including significant agricultural areas, with Esperance Port.

These main arterial routes are critical for hinterland movements of minerals and agricultural produce for export to Esperance Port, as well as the delivery of inputs such as fuel, reagents and fertiliser to mineral and agricultural operations across the Region. They are also the main routes through which driving tourists access the Region and key tourism assets within the Region.

The Main Roads arterial network is supported by approximately 30 additional significant roads that are managed under the jurisdiction of the local governments of the Goldfields-Esperance Region. A number of these roads traverse multiple LGAs and are thus the responsibility of two or more local governments.

Comprised of a series of sealed and unsealed roads connecting Laverton to the Central Desert, Alice Springs and Queensland, the longest multi-jurisdiction road in the Region is the Outback Way, also known as the Great Central Road. At approximately 2,800 kilometres in total length, the Outback Way is considered the Goldfields-Esperance Region's second and Western Australia's third interstate link. It is used by logistics and mining operations as well as tourists travelling through central Australia to reduce transit time by up to 2 days depending on the eastern state terminus, and in the case of tourists, to access central Australian tourism experiences and assets, including the road itself. It also performs a key function in enabling the provision of essential services, food, fuel, health and education to the Central Desert Aboriginal communities from Perth, Kalgoorlie and Alice Springs service centres.

Given these important functions, increasing the capacity of the Outback Way is identified as a key project in the Developing Northern Australia Whitepaper and is currently the subject of upgrading investment.

The intensity of smaller, local government managed regional roads is relatively significant in the agricultural areas of the southern Goldfields-Esperance Region, connecting individual crop and livestock operations with Esperance Port. Indeed, the Shire of Esperance manages the longest total length of roads in the State.

While the GVROC is aware and acknowledges recent and ongoing funding being provided by the State and Commonwealth Governments into upgrading, sealing and maintaining key transport routes in the region, local government authorities still have to meet the and maintain the standard of key non-arterial roads within its region at significant cost.

The GVROC would like to leverage \$20m or \$30m per annum from the State Government with matching funding from the Commonwealth Government's Roads to Recovery Program into a dedicated Goldfields Regional Road Group Funding Pool, which would be allocated based on a GVROC prioritised list of roads of strategic importance. This would provide all GVROC Local Governments a guaranteed funding stream for their annual road maintenance and upgrade programmes and ensure that the regions roads do not impede the ability for the region's potential economic growth.

As part of this process each of the GVROC Local Government Authorities has identified key roads of strategic importance within their local government boundaries, which they wish to seek funding towards. To date the following roads have been highlighted:

Road	Description	LGA
Trans Access Road	Is critical for use with agricultural pursuits, mining, its link to aboriginal communities and its strategic importance to the east west rail service	City of Kalgoorlie Boulder
Coolgardie North Road	The route provides access for tourism, pastoral operations and mineral resource exploration and development. It is a convenient alternative route into the mining region for supplies and equipment sourced from Perth. It forms part of the Golden Quest Heritage Trail.	Shire of Coolgardie
Bayley Street		Shire of Coolgardie
Jaurdi Hill		Shire of Coolgardie
Carins Road	Provides heavy mining access from Coolgardie North Road to Great Eastern Highway. This road acts as a northern bypass for heavy traffic around Coolgardie townsite.	Shire of Coolgardie
Durkin Road	Runs from the Goldfields Highway through to the Kambalda mill and out to the industrial area. It provides for a high proportion of large RAV combinations that require access to and from the mill and the industrial area. Is a RAV Network 10 road.	Shire of Coolgardie
Binneringie Road		Shire of Coolgardie
Cave Hill Road	The road provides access to the Cave Hill and Burra Rock Nature Reserves.	Shire of Coolgardie

Road	Description	LGA
Lady Loch Road	Is the major industrial route in Coolgardie town site. It functions and is promoted as a southern bypass for heavy vehicle around the town site. There currently are large scale mining operations using this route, which include all of the service and workforce type traffic for these mines and the area. Road Network RAV 8 conditional.	Shire of Coolgardie
Victoria Rocks Road	This road forms part of a regional link to the South West from the Coolgardie area. It is mainly a tourist link which offers an alternative route into the South West via Queen Victoria Rock Nature Reserve and Lake Johnston. The first section to Queen Victoria Rock provides access to a number of tourist sites along the way. Is a RAV Network 8 road (conditional).	Shire of Coolgardie
Cocklebiddy Road	To the Shire Boundary and all the way to the Trans Access Road	Shire of Dundas
Hyden Norseman Road	The route provides a shorter east-west link into Hyden for tourists. The first section, to Lake Johnston, also provides access for RAV combinations to the Maggie Hays and Emily Ann nickel projects and tourist access to nearby McDermid Rock, an increasingly popular attraction. Is a RAV Network 7 road (conditional).	Shire of Dundas
Eyre Highway		Shire of Dundas
Esperance to Coolgardie Highway		Shire of Esperance
South Coast Highway		Shire of Esperance
Fisheries Road	Within the Esperance Shire, this road is the major access for all development and agricultural activity in the eastern region of the Shire. It is an important route for grain cartage and tourism. With Parmango Road and Balladonia Road it has the potential to provide an alternative link between Esperance and Balladonia on Eyre Highway for east- west interstate travellers. This is also a school bus route. Is a RAV Network 7 road (conditional).	Shire of Esperance
Cascades Road	The road provides a major grain and livestock transport service to the agricultural areas north-west of Esperance. It also serves as a tourist route and short-cut between Lake King and Esperance as well as a school bus route. This road was utilised as a detour in recent major flooding that closed South Coast Highway. Is a RAV Network 7 road (conditional).	Shire of Esperance
Merivale Road	This road provides access to farming properties east of Esperance. It is also important for tourism as it links two major National Parks and numerous coastal beaches and reserves used for recreation. This is also used by school buses. It is an important link for livestock and timber cartage. Is a RAV Network 7 road (conditional).	Shire of Esperance

Road	Description	LGA
Parmango Road	This road is ultimately utilised to service the farming community in the region north-east of Esperance, which is the south-east corner of the wheat-belt. There is some tourism, however this is minimal. With a possible link between this road and Balladonia Road there could be additional traffic as it would represent an alternative, shorter route from the border to Esperance. School buses use this road. Is a RAV Network 7 road (conditional).	Shire of Esperance
Lake Wells Road	Subject to increased traffic due to proposed mining activities	Shire of Laverton
Bandya Road	Subject to increased traffic due to proposed mining activities	Shire of Laverton
Merolia Road	Subject to increased traffic due to proposed mining activities	Shire of Laverton
Wildara/Weebo/Darlot Road	This is a major access route to the Barrick-Darlot Gold mine. The route forms part of the Leonora Loop Trails. Local pastoralists from Yandal, Wonganoo, Banjawarn, and Melrose utilise this route to access Goldfields Highway for Leinster, Wiluna and Mt Magnet. Is a RAV Network 10.	Shire of Leonora
Leonora-Nambi Road	This road provides access for mining freight, tourism and general transport needs within the area. There are a number of operational mines that rely on this road to provide access, such as Mertondale. The predominant activity in this area is gold mining, however, there is also some pastoral activity and tourist interest.	Shire of Leonora
Northern by-pass around Leonora	To allow movement of over height and width vehicles around the town	Shire of Leonora
Menzies NW Road	Major tourist road and alternative route for Sandstone to Goldfields Highway at Menzies	Shire of Menzies
Connie Sue Highway	The route from the Trans Access Road to Tjuntjuntjarra Community	Shire of Menzies
Yarri Road	Link road to Laverton	Shire of Menzies
Kurnalpi Road	Link road to Kalgoorlie and mine sites	Shire of Menzies
Menzies Everston Road	Mining and Pastoral road and a link to Southern Cross for pastoralists	Shire of Menzies
Jameson – Wanarn Road	The road services the Jameson Aboriginal Community and allows interaction with neighbouring communities along the Great Central Road. This road is also the main route to be used by the OzMinerals, West Musgrave mine project to road transport product to Leonora to rail to Fremantle port.	Shire of Ngaanyatjaraku
Goldfields Highway	Road sealing of the highway from Wiluna to Meekatharra and onto the Pilbara that is currently unsealed. Upgrading this road would provide competent direct road connection between the Goldfields-Esperance Region and the Pilbara Region.	Shire of Wiluna
Wiluna North Road	Is the link between Wiluna and the Great Northern Highway, which meets above Meekatharra and around 50km south of Kumarina. This also is a link to Kutkabubba Aboriginal Community.	Shire of Wiluna
Gunbarrel Highway	Upgrade to the Gunbarrel Highway	Shire of Wiluna

As mentioned in Item 2 of this paper increased funding towards the region's road network, through a dedicated road funding allocation will:

- Maintain the standard of main arterial roads;
- Improve the standard of key non-arterial roads;
- Address the increased heavy vehicle traffic through townships; and
- Manage the activation of isolated communities and economies.

4

A Federal and State Government economic stimulus package to GVROC local government authorities to support recovery in the region.

Local Governments have many legislated responsibilities and in regional and remote areas this can be challenging.

Local governments have a critical role in the State's emergency management arrangements and provide expert knowledge about their communities and environments. It is their role to ensure that local emergency management arrangements are prepared and maintained, as well as to manage recovery after an emergency.

Local governments are prescribed responsibilities under the Emergency Management Act (2005) in recognition noting that they are the closest level of government to their communities and have access to specialised knowledge about the local environment and demographic features of their communities. Recent responses to issues like Climate change and its affect with drought seasons and bushfires, or Covid-19 have recognised that there is a greater focus on adaptation and mitigation at the community level.

Adaptation requires concerted effort beyond government. Complex problems requiring input from many stakeholders. Local knowledge and experience can ensure adaptation responses are relevant, appropriate, and sustainable (e.g. partnering with local government). For example, following the recent devastating bushfires, which isolated many communities, the Shires of Dundas and Coolgardie along with the City of Kalgoorlie Boulder are establishing Bush Fire Mitigation Strategies with assistance from the State Government through DFES. However, for these strategies to be effective they also need to include Community Resilience Planning and address the economic impacts when these communities are isolated. This is something that the GVROC would like the State and Federal Government to consider in looking at when providing economic stimulus or emergency/disaster assistance.

While the GVROC strongly supports and commends the Federal and State Governments in their actions to date with the already announced financial stimulus packages to address climate change and Covid-19. The measures have been very well received by the near 55,000 residents within the GVROC region and have provided much needed relief to businesses badly affected by the COVID-19 pandemic.

However, these current financial stimulus measures do not address the issues and burdens already being felt by regional and remote local governments in Australia, including the GVROC LGAs in dealing with the expectations being placed on it, especially with a significant fall in employment and the resultant increase in unemployed people in the region.

Current Remplan Modelling on the impact of the Covid-19 pandemic on employment in the Goldfields Esperance region has predicted that employment has fallen from approximately 32,000 people in February 2020 to around 27,000 people in May 2020.

This is a significant fall of just over 15 percent, with the biggest reduction of employees found in the mining sector. This is having a significant impact on the towns of the GVROC with flow on affects to many parts of the local GVROC economy. Businesses have been forced to close their doors or change their methods of working, and ratepayers have come under considerable financial stress.

GVROC Local Governments have responded by providing financial support via hardship policies, waived fees and charges and committed to freeze rates in the next financial year. This has not been without a heavy cost to the sector which will be felt for some time in our region.

GVROC Local Governments have been on the frontline of these impacts, both in terms of operational changes and support for local businesses and communities. The GVROC LGAs have found new ways to deliver community services to keep their local spirit and amenity in changed times, in particular for those more vulnerable members of the community who may have experienced a greater impact from risk of the virus and mitigation measures.

All GVROC Local Government staff have been retained and redeployed, community services have been delivered in innovative and safe ways and each LGA has provided significant financial relief and economic support totalling over \$36 million to all its businesses and residents as is listed in the below table.

Rates freeze or reduction in 2020-21 (\$)	Fees and charges freeze or reduction (\$)	Reduction in rent on Council owned properties (\$)	Financial grants to businesses and community organisations (\$)	Bringing forward / undertaking additional maintenance works on Council owned assets (\$)	Bringing forward / undertaking additional infrastructure spending on new capital projects (\$)	Total
\$2,363,028	\$1,278,901	\$388,550	\$1,215,000	\$2,943,238	\$27,920,000	\$36,108,717

Sourced from WALGA Data form its "Rebooting Local Economies Report – June 2020

These contributions are made even more noteworthy, given it has been made in the face of hugely diminished revenues resulting from the closure of many local government facilities in order to limit the spread of the Covid-19 virus.

The GVROC Council has discussed ways that may alleviate this financial burden whilst still assisting in the response to this economic and health crisis, and all the LGAs were unanimous in agreeing on the need for some form of a financial economic stimulus package for regional and remote LGAs from the Federal and State Governments.

Many other LGAs across Australia have also called for a stimulus package or relief of varying kinds but the type of relief and support varies for each area. It is imperative that where possible that any type of financial economic stimulus package that is considered by the Federal and State Governments, provides the LGAs and their communities flexibility to make local decisions on where help is most needed.

Additionally, the GVROC Local Governments have advised that they could bring forward /undertake maintenance and additional infrastructure projects within the next 12 months, if they received 50 per cent funding through a stimulus package from the State Government for projects totalling approximately \$51 million (see below table).

Maintenance works Roads and bridges (\$)	Maintenance works Parks and footpaths (\$)	Maintenance works Buildings (\$)	Maintenance works Other (\$)	Capital projects Roads and bridges (\$)	Capital projects - Parks and footpaths (\$)	Capital projects Buildings (\$)	Capital projects - Other (\$)
\$790,000	\$90,000	\$205,000	\$2,600,000	\$5,950,000	\$850,000	\$14,395,000	\$26,240,000

Sourced from WALGA Data form its "Rebooting Local Economies Report – June 2020

Bringing forward and undertaking these works could ensure continuity of employment and sustainability for many local GVROC businesses, with the majority of expenditure to be spent in the local economy. The focus is on programs and projects that will quickly support local jobs, while also providing long-lasting and widespread benefits to the GVROC local communities.

The GVROC stand ready to provide further support to its communities but will require financial assistance by partnering with the State and Federal Governments. Through financial partnerships the GVROC will be able to deliver further much needed support to local businesses and contractors and achieve a fast, efficient, and effective mechanism towards our local economies recovering.

As part of this assistance the GVROC recommend the expanded use of the existing Financial Assistance Grants (FAG) Program as a further stimulus mechanism during the economic recovery phase. The FAG program is considered to be a highly effective and swift mechanism to directly stimulate Australia's economic recovery by engaging Local Government Authority's as the delivery partner.

It is the GVROC's understanding that it is the Federal Government's preference to use existing funding mechanisms where possible to support the economic recovery phase. The current calculations that underpin the allocation of FAGs are reasonable, proportionate and can be applied simply to this context without the need for modification of criteria or new legislation.

In late 2019, the Federal Department of ITRD&C engaged Ernst and Young to prepare a review report titled "*Drought Communities Programme Extension Review Main Report*". That report found that "*Councils have wide networks and may provide the knowledge and understanding of the nuanced requirements of each region receiving a grant*". The findings of this report support the view that providing funding to Local Governments is the best way to ensure a rapid and targeted economic stimulus with lasting community benefits.

The FAGs program should continue to operate on the principle that "both components of the grant are untied in the hands of local government, allowing councils to spend the grants according to local priorities." This principle allows Local Governments to focus use of the funds in the most effective way based on their local context and challenges.

Local Governments are best place to understand the areas of their communities most affected by COVID-19 and the FAGs enable Local Governments to respond swiftly and effectively with the goal of stimulating local economic and employment activity.

The GVROC LGAs have the capacity to reactivate local supply chains by utilising existing local procurement networks and tender panels. The flexibility of the program enables GVROC LGAs to utilise their local knowledge to divert funding where it is most needed. For example, most economists expect that the construction sector will severely constrict due to significant drops in investment and investor confidence. GVROC LGAs could compensate for this by investing in local construction projects (many of which have already been designed and costed as part of a ten-year financial plan) that will achieve lasting benefits for local communities (e.g. learning centres, youth hubs, sporting facilities).

Further to these suggestions the GVROC Council would like the following areas to be considered as part of any financial economic stimulus package for LGAs by the State and Federal Governments:

1. Federal Government to provide the GVROC LGAs an additional FAGs payment equal to that received last year by each LGA for two years and then increase future FAGS payments by one per cent per annum. This could lead to additional local council led projects being implemented to speed the recovery of the local economies.
2. Priority access to existing funding programs of the WA State Government and the Federal Government to assist regional GVROC LGAs with guaranteed financial assistance grants. This funding could be used to support the 50 per cent of the cost of the \$51 million in maintenance and capital works projects that have been identified to be brought forward within the regional towns in the next 12 months to stimulate the economy.
3. A reduction in the State Government Guarantee Fee to 0.01% on all new and outstanding Local Government loans and allowing Local Governments to defer repayments on new, long-term borrowings
4. Additional assistance and financial support for the many regional and remote LGAs that fund Primary Health initiatives in their communities, to cover the additional costs in fighting the pandemic.
5. A payment equivalent to 50% of the Centrelink unemployment benefit paid to LGAs to keep potentially vulnerable employees who may need to be stood down, gainfully employed.

The GVROC believe that if all of the above suggestions were considered and implemented through a financial economic stimulus package it would go a long way to assisting the Federal and State Governments objectives in the recovery of the local, state and Australian economies.

The Western Australian Government has done very well to contain the current pandemic, and the GVROC now stands ready to provide further support to the State Government and its local communities by partnering for the longer-term recovery of the regions.

In summary the GVROC local governments are well placed to deliver economic stimulus and recovery in partnership with the State and Federal Governments as they:

- already have a significant economic footprint as one of the biggest employers and annual spends in the region.
- know their communities and can deliver tailored, targeted, and impactful economic stimulus.
- can distribute funding in a rapid manner, given their wide-reaching local networks.
- have an established, successful track record in managing recovery in local communities.



Drought of WA loan requests

By CALLY DUPE

Countryman

Thursday 10th September 2020

682 words

Page 13 | Section: NEWS

468cm on the page



Drought of WA loan requests

EXCLUSIVE CALLY DUPE

WA farmers have accessed just one per cent — or \$12 million — of the \$1 billion in Regional Investment Corporation drought loans approved since the RIC's inception in 2018.

Countryman can today reveal just 12 WA farmers have applied for and had loans approved since the RIC's inception in July 2018, with the WA loans ranging from \$200,000 to \$2 million — with an average of \$1 million.

More than half of those WA loans were approved last financial year, but the RIC expects the number of WA applicants to increase as parts of the State emerge from their driest winter in decades.

The organisation also appointed its first WA and South Australia business development manager — Steve McDougall — in April to promote the loans to farmers.

RIC chief executive Bruce King said the organisation worked hard to reach the \$1 billion milestone nationwide late last month.

"Progressing loan applications in a timely manner has been an ongoing challenge for the RIC due to the demand, particularly from drought-affected farmers," Mr King said.

"Reaching \$1 billion in approved loans is both testament to the volume of applications RIC staff processed and the scale of demand.

"We have been steadily increasing our loan handling capacity through additional team members and process improvements.

REGIONAL INVESTMENT CORPORATION LOANS

July 2018 to July 31, 2020

- NSW:** 500 loans worth more than \$560 million
- VIC:** 80 loans worth more than \$70 million
- WA:** 12 loans worth more than \$12 million
- QLD:** 200 loans worth more than \$260 million
- SA:** 50 loans worth more than \$50 million
- NT and TAS:** less than 10 loans worth less than \$10 million

Regional Investment Corporation chief executive Bruce King



"We are handling many more loan applications today than what we were at the beginning of the year, and certainly when the RIC started just over two years ago."

The RIC was set up to provide Federal Government-backed loans for farmers and farm-related small businesses to grow or to prepare for, manage through, or recover from drought — with the original \$2 billion up for grabs recently bol-

stered by an additional \$2 billion in Federal funding.

The RIC's two major farming loans, the Drought Loan and AgBiz Drought Loan, offer up to \$2 million for farmers and \$500,000 for small businesses respectively.

The organisation last week issued a reminder to farmers to submit their applications before September 30 to be eligible for the two-year interest terms.

Until now, the RIC's Drought Loans and AgBiz Drought Loans offered two years interest free terms, followed by three years interest only and five years principal and interest payments.

From September 30, the terms will revert to five years interest-only and five years principal and interest.

Mr King said farmers or farm-related small businesses hoping to

qualify needed to complete a loan application form checklist by September 30.

However, he said the interest-only terms were still competitive at the current 1.92 per cent variable interest rate.

"That still represents an interest payment saving of \$150,000, compared to commercial rates of around five per cent for a \$1 million loan over a five-year period," he said.

Completed loan applications already received are eligible for the interest-free terms, even if a decision has not been made yet.

Approved and settled loans will also retain the full two-year, interest-free term before interest payments start.

The Federal Government in July announced another \$2 billion to fund future drought and AgBiz Drought loans for another two years.

"It has been fantastic to see the rainfall across NSW recently, but we know there are areas still in drought, such as South Western NSW, North West Queensland and parts of WA," Mr King said.

"It is important farmers and graziers in those areas know that just because they haven't been in drought for two years, doesn't mean they can't access an RIC loan.

"We really encourage them to look at whether they are eligible for products."

To find out more and apply for a loan, contact the RIC on 1800 875 675.

12.5.10 APPOINTMENT OF ACTING CHIEF EXECUTIVE OFFICER SEPTEMBER 2020

LOCATION:	Shire of Menzies
APPLICANT:	Shire of Menzies
DOCUMENT REF:	As Applicable
DISCLOSURE OF INTEREST:	Nil
DATE:	21 ST October 2020
AUTHOR:	Eddie Piper - Acting Chief Executive Officer
ATTACHMENT:	Nil

SUMMARY

The purpose of this report is for Council to appoint an ACEO (Acting Chief Executive Officer). Until such time as a permanent Chief Executive Officer (CEO) is appointed

BACKGROUND

The current ACEO was appointed to the position to the position on 27 August 2020 to commence on 14 September 2020.

Due to commitments in Perth, both home and health, the incumbent is unable to continue in the position and has tendered his resignation from the position effective 30 October 2020. Council is therefore required to appoint an ACEO commencing 2 November 2020.

COMMENT

Mr Richard Brookes is available to fill the role of ACEO. Mr Richard Brookes is an experienced CEO and should fill the role adequately. A summary of his Local Government experience is attached.

A draft copy of an employment contract is attached for Council to consider. Salary details are not included as negotiations will need to be undertaken with Mr Richard Brookes by the President prior to commencement.

CONSULTATION

President Cr Dwyer

STATUTORY ENVIRONMENT

Local Government Act 1995

POLICY IMPLICATIONS

Nil

FINANCIAL IMPLICATIONS

Funds are available in the current budget to cover this appointment.

RISK ASSESSMENT

Nil

STRATEGIC IMPLICATIONS

Nil

VOTING REQUIREMENTS

Simple majority for Officer Recommendation 1.

Absolute Majority for Officer Recommendation 2.

OFFICERS RECOMMENDATION 1.

That Council is of the belief that Mr Richard Brookes is suitably qualified for the position of Acting Chief Executive Officer for the Shire of Menzies.

OFFICERS RECOMMENDATION 2.

That Council;

1. Appoint Mr Richard Brookes to the position of Acting Chief Executive Officer with the Shire of Menzies, commencing 2 November 2020
2. Is satisfied with the provisions of the proposed employment contract to be entered into with Mr Richard Brookes; and
3. Authorise the Shire President to finalise conditions of the contract of employment

COUNCIL DECISION

COUNCIL RESOLUTION:	No. 2020
----------------------------	-----------------

MOVED: Cr J Lee

SECONDED: Cr K Mader

OFFICERS RECOMMENDATION 1.

That Council is of the belief that Mr Richard Brookes is suitably qualified for the position of Acting Chief Executive Officer for the Shire of Menzies.

OFFICERS RECOMMENDATION 2.

That Council;

- 1. Appoint Mr Richard Brookes to the position of Acting Chief Executive Officer with the Shire of Menzies, commencing 2 November 2020*
- 2. Is satisfied with the provisions of the proposed employment contract to be entered into with Mr Richard Brookes; and*
- 3. Authorise the Shire President to finalise conditions of the contract of employment*

Carried 5/0

Michelle Faulk

Subject: FW: Fwd: copy CONFIDENTIAL

From: Richard Brookes <richardjanbrookes@live.com>
Subject: Re: copy
Date: 21 October 2020 at 10:55:13 am AWST
To: Greg Dwyer <riflepoint@bigpond.com>

Greg,
Unfortunately, I can't access my personal computer at home to give you a proper resume.
I will give you a precis of my local government experience:

1986 Joined the City of Cockburn as a Building Inspector
Became a qualified Building Surveyor
1988 Joined the Shire of Kalamunda as a Building Surveyor
Completed a Diploma in Environmental Health
1990 moved to the Shire of York as the Manager of Building and Health
1994 went to Kununurra (Shire of Wyndham East Kimberley) as the Director of Development Services
2002 moved to the Shire of Esperance to take up the role as Executive Manager for Development Services
2008 appointed as the CEO of the Shire of Dundas
2015 semi-retired and moved to Queensland
2015 - 2020 working as a casual employee for the Shire of Dundas undertaking the health, building and town planning issues
Whilst living in Queensland, I undertake the work remotely with direct access to the Shires server.
I generally travel to the Shire in Norseman twice a year in April-May & October-November (usually 4-5 weeks each time) to do the health, building and planning inspections
I also assist the CEO, Peter Fitchat with policy development, local laws, reporting and whatever he needs assistance with.
If you need a reference you may wish to contact Jacquie Best, the previous Shire President at Dundas 9039 0395 or 0409 377 343

I hope the above is sufficient
If you wish me to expand on any of the above please do not hesitate to contact me

Regards
Richard Brookes

From: Greg Dwyer <riflepoint@bigpond.com>
Sent: Wednesday, 21 October 2020 10:43 AM
To: Richard Brookes <richardjanbrookes@live.com>
Subject: Re: copy

Richard
Can you give me a short history of your Local Government involvement to go with the draft letter of appointment which I will send out to Council on receipt thereof.
regards
Greg

> On 21 Oct 2020, at 8:07 am, Richard Brookes <richardjanbrookes@live.com> wrote:
>
> <Letter of Appointment.docx>

COPY



Dear

APPOINTMENT AS ACTING CHIEF EXECUTIVE OFFICER SHIRE OF MENZIES

I confirm your appointment in the position of Acting Chief Executive Officer with the Shire of Menzies ("the employer") on the terms and conditions set out in this letter.

1. Position

1.1 Your employment will be on a temporary casual contract commencing Monday,

2. Terms and conditions of employment

2.1 The Shire may terminate your employment at any time for any reason by providing you with 1 days' notice or payment in lieu of notice.

3. Remuneration

3.1 You will be paid:

- a) An hourly rate of _____ hour, based on a 40-hour week, which includes a 20% casual loading and a component for all other statutory and Award loadings, penalties and allowances;

3.2 You will be paid fortnightly to the bank account nominated by you.

3.3 The employer will also make superannuation payments at 9.5% of your base salary in accordance with the Superannuation Guarantee (Administration) Act 1992 plus matching up to 5%.

4. Housing

4.1 A staff house, with enclosed yard, will be provided to you at no charge, including all utilities such as gas, electricity and water consumption.

5. Tools of Trade

5.1 The council will provide you with a suitable and fully maintained motor vehicle for business and unrestricted private use within the state of Western Australia.

6. Mobilisation Expenses

6.1 The Shire will pay you an \$800 allowance to cover the cost of mobilisation at the commencement of the contract and a further \$800 allowance at the end of the contract to cover the cost of demobilisation.

7. Confidentiality

7.1 By accepting this position, you acknowledge and agree that you will not, during the course of your employment or thereafter, except with the consent of the employer, as required by law or in the performance of your duties, use or disclose confidential information relating to the business of the employer, including but not limited to client lists, trade secrets, client details and pricing structures.

7.2 Upon termination, the Employee must deliver to the Council all Confidential Information, which may be in custody, possession or control of the Employee. The Employee may not keep or retain or make any copies whatsoever of Confidential Information.

8. Your obligations to the employer

8.1 You will be required to:

- a) always perform all duties to the best of your ability;
- b) use your best endeavours to promote and protect the interests of the employer;
- c) follow all reasonable and lawful directions given to you by the employer, including complying with policies and procedures as amended from time to time. These policies and procedures are not incorporated into your letter of employment; and

9. Other matters

9.1 **Code of Conduct** - all employees are bound by the *Shire of Menzies Code of Conduct*. By accepting this offer, you agree to adhere to the *Code of Conduct* (a copy of which is provided herewith).

9.2 **Random Drug Testing** - the Employee must submit to random drug and alcohol testing in accordance with Shire policy.

9.3 **Purchasing Policies** - the Employee must comply with the Shire's purchasing policies including tender regulations at all times.

9.4 **Record Keeping Plan** - the Employee must comply with the Shire's record keeping plan as well as any other record management policies.

9.5 **Occupational Safety & Health** - the Employee must comply with the Shire's OSH policies and procedures which includes acting in a safe and healthy manner.

9.6 **Organisational Values** - the employee must support and encourage others to follow the Shire's cultural values.

9.7 **Shire Policies** - the employee must comply with the Shire's policies and procedures.

Yours faithfully


Cr Greg Dwyer
Shire President

I, Eddie Piper have read and understood this letter and accept the offer of employment from the Shire of Menzies on the terms and conditions set out in this letter. I also acknowledge receiving a copy of the Shire of Menzies Code of Conduct and I agree to be bound to the code.

Signed: 

Date: 14.9.2020

12.5.11 APPLICATION MISCELLANEOUS LICENCE 29/136 – SEPTEMBER 2020
Council moved to Late Items 14.1.1 to 14.4.4 at 4.22pm and resumed this item at 5.32pm

LOCATION:	Shire of Menzies
APPLICANT:	Shire of Menzies
DOCUMENT REF:	Not Applicable
DISCLOSURE OF INTEREST:	Nil
DATE:	19 th October 2020
AUTHOR:	Eddie Piper – Acting Chief Executive Officer
ATTACHMENT:	Yes – Application for Miscellaneous Licence

SUMMARY

This Item is for Council to consider an application for a Miscellaneous Licence 29/136 to be issued to Nu-Fortune Gold Ltd.

BACKGROUND

A letter from the Department of Mines, Industry Regulation and Safety (the Department) dated 15th September 2020 has been received by Council which seeks Councils comments and recommendations should Council support the issuing of the licence to Nu-Fortune Gold Ltd.

COMMENT

As can be seen on the attached plan the Miscellaneous Licence encroaches onto an area titled Menzies, however it is certainly not the current townsite and advice from the Department of Mines indicates an old area of town. The Shire has no rateable properties in the area.

CONSULTATION

Ms Melissa Baroni - Department Mines, Industry Regulations and Safety

STATUTORY ENVIRONMENT

Nil

POLICY IMPLICATIONS

Nil

FINANCIAL IMPLICATIONS

Nil

RISK ASSESSMENT

Nil

STRATEGIC IMPLICATIONS

Nil

VOTING REQUIREMENTS

Simple majority.

OFFICERS RECOMMENDATION

That Council advise the Department of Mines, Industry Regulation and Safety that Council has no objections to the granting of Miscellaneous Licence 29/136 to Nu-Fortune Gold Ltd subject to an endorsement and condition as follows:

Endorsement

“The grant of this lease does not include any private land referred to in section 29(2) of the Act except that below 30 metres from the natural surface of the land”

Condition

“Access to the surface of land within the Menzies townsite for mining purposes being the subject of the approval of the Local Authority or relevant reserve vestees, the surface of the land being limited to such exploration activities as may be approved by the Executive Director, Resource and Environmental Compliance, Department of Mines, Industry Regulation and Safety.”

COUNCIL DECISION

COUNCIL RESOLUTION:

No. 2021

MOVED: Cr K Mader

SECONDED: Cr V Ashwin

That Council instruct the ACEO to seek further information on the impact of the road improvements in relation to the undertaking of the Miscellaneous Licence 29/136.

Carried 5 / 0

Reason for change to Office Recommendation

That Administration provide further information.



Government of Western Australia
Department of Mines, Industry Regulation and Safety

Our ref L29/136
Enquiries Vanessa Purcell
08 9021 9423
Mineraltitles.kalgoorlie@dmirs.wa.gov.au

Chief Executive Officer
Shire of Menzies
PO BOX 4
MENZIES WA 6436

[24 SEP 2020]
- EAP/83

Dear Sir/Madam,

**APPLICATION FOR MISCELLANEOUS LICENCE 29/136
BY NU-FORTUNE GOLD LTD
SITUATED ON MENZIES TOWNSITE**

Under Sections 23 to 26 of the *Mining Act 1978* (the Act) mining may be carried out on certain classes of land with the written consent of the Hon Minister for Mines and Petroleum.

In respect to townsites, the Minister for Mines and Petroleum is to first consult and obtain the recommendation of the local municipality and the Minister for Lands before he can grant consent to mine.

The Minister for Mines and Petroleum has therefore directed that I commence the consultation process and obtain your Council's comments and recommendation with regard to the impact of the application on the reserve listed above.

Should your response be favourable, could you please advise if you agree to have the following endorsement and condition imposed upon the above tenement.

Endorsement: The grant of this lease does not include any private land referred to in Section 29(2) of the Act except that below 30 metres from the natural surface of the land.

Locked Bag 405, Kalgoorlie WA 6433
Telephone +61 8 9021 9494 Facsimile +61 8 9091 2428
www.dmirs.wa.gov.au
ABN 69 410 335 356

Condition: Access to the surface of land within **Menzies** Townsite for mining purposes being subject to the approval of the local Authority or relevant reserve vestees, and mining activities within the first 100 metres below the surface of the land being limited to such exploration activities as may be approved by the Executive Director, Resource and Environmental Compliance, Department of Mines, Industry Regulation and Safety.

I have enclosed a copy and plan of the application for this purpose.

Your reply in due course would be appreciated please.

Yours sincerely

Vanessa Purcell

Vanessa Purcell | Acting Tenure Officer
Resource Tenure
15 September 2020

Form 21

WESTERN AUSTRALIA
Mining Act 1978
(Secs. 41, 58, 70C, 74, 86, 91, Reg. 64)

APPLICATION FOR MINING TENEMENT

(a) Type of tenement	(a) Miscellaneous Licence	No. L 29/136
(b) Time & Date marked out (where applicable)	(b) a.m./p.m. / /	(c) NORTH COOLGARDIE
(c) Mineral Field		
For each applicant:	(d) and (e)	(f) Shares
(d) Full Name and ACN/ABN	NU-FORTUNE GOLD LTD (ACN: 610 805 555)	100
(e) Address	HETHERINGTON EXPLORATION & MINING TITLE SERVICES (WA) PTY LTD, PO BOX 8249, PERTH BC, WA, 6849	
(f) No. of shares		
(g) Total No. of shares		(g) Total 100
DESCRIPTION OF GROUND APPLIED FOR: (For Exploration Licences see Note 1. For other Licences see Note 2. For all Licences see Note 3.)	(h) Fortune Road (i) Datum Situated at GDA94 coordinates (Zone 51) 6712913.450 mN, 305611.519 mE (j) From Datum Situated at 6712913.450 mN 305611.519 mE thence 2489.372 to 6713410.309 mN 308050.957 mE thence 305.882 to 6713713.357 mN 308009.292 mE thence 402.345 to 6713768.194 mN 308407.905 mE thence 342.885 to 6713428.472 mN 308454.506 mE thence 402.223 to 6713344.246 mN 308061.178 mE thence 2484.976 to 6712843.256 mN 305627.073 mE thence 229.907 to 6712827.847 mN 305397.667 mE thence 248.568 to 6713075.808 mN 305380.059 mE thence 196.048 to 6713091.472 mN 305575.494 mE thence 181.618 to 6712913.450 mN 305611.519 mE Back to Datum Purposes: a bore , a drainage channel , a pipeline , a power line , a pump station , a road , a search for groundwater , a water management facility and taking water.	
(h) Locality		
(i) Datum Peg		
(j) Boundaries		
(k) Area (ha or km ²)	(k) 36.95950 HA	
(l) Signature of applicant or agent (if agent state full name and address)	(l) <i>Hong-Jim Saw</i> C/- HETHERINGTON EXPLORATION & MINING TITLE SERVICES (WA) PTY LTD, 83 BRISBANE STREET, PERTH, WA, 6000	Date: 23/03/2018

OFFICIAL USE

A NOTICE OF OBJECTION may be lodged at any mining registrar's office on or before the 27th day of April 2018 (See Note 4).

Where an objection to this application is lodged the hearing will take place on a date to be set.

Received at	13:05:34	on	23 March	2018	with fees of
Application	\$476.00				
Rent	\$577.20				
TOTAL	\$1,053.20				
Receipt No:	82192726720				

Mining Registrar

NOTES

Note 1: EXPLORATION LICENCE

- (i) Attachments 1 and 2 form part of every application for an exploration licence and must be lodged with this form in lieu of (h), (i), (j) and (k) above.
- (ii) An application for an Exploration Licence shall be accompanied by a statement specifying method of exploration, details of the proposed work programme, estimated cost of exploration and technical and financial ability of the applicant(s).

Note 2: PROSPECTING/MISCELLANEOUS LICENCE AND MINING/GENERAL PURPOSE LEASE

- (i) This application form shall be accompanied by a map on which are clearly delineated the boundaries of the area applied for.

Note 3: GROUND AVAILABILITY

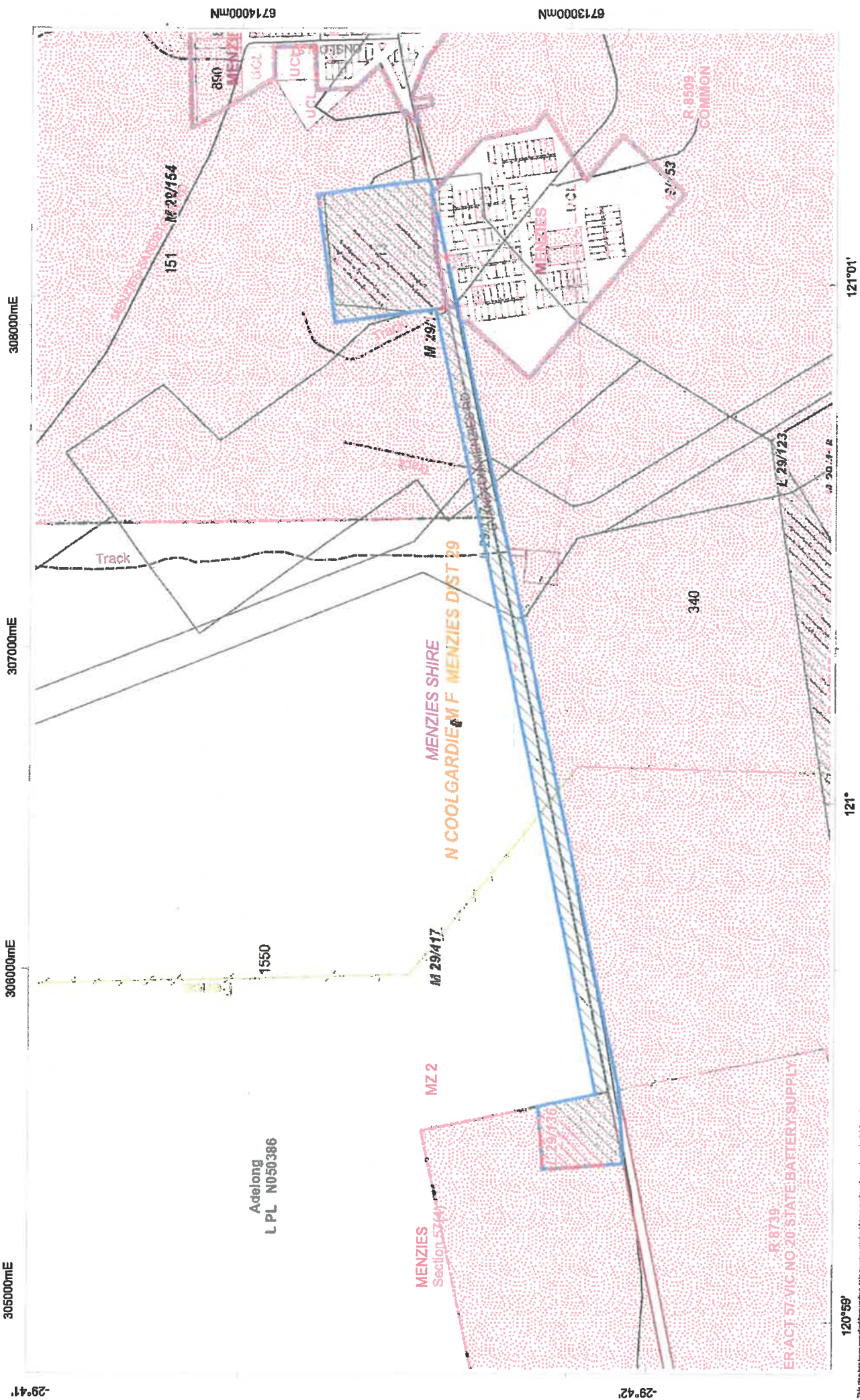
- (i) The onus is on the applicant to ensure that ground is available to be marked out and/or applied for.
- (ii) The following action should be taken to ascertain ground availability:
 - (a) public plan search; (b) register search; (c) ground inspection.

Note 4: ALL APPLICATIONS OVER PRIVATE LAND

The period for lodgement of an objection is within 21 days of service of this notice, or the date noted above for lodging objections, whichever is the longer period.



- Pending Application
- Live Tenement
- Application over Live Tenement



This plan has been compiled from various data sources received from a number of agencies and with information provided by the landowners. It is not intended to be used for legal purposes. The Department of Mines, Industry Regulation and Safety does not warrant the accuracy of the information shown on this plan. It is provided for display only. Users wishing to use the information shown on this plan should contact the relevant agencies for more information. The Department of Mines, Industry Regulation and Safety is not responsible for any loss or damage caused by the use of this plan. The Department of Mines, Industry Regulation and Safety is not responsible for any loss or damage caused by the use of this plan. The Department of Mines, Industry Regulation and Safety is not responsible for any loss or damage caused by the use of this plan.

13 ELECTED MEMBERS MOTION OF WHICH PREVIOUS NOTICE HAVE BEEN GIVEN

Nil

14 NEW BUSINESS OF AN URGENT NATURE INTRODUCED BY DECISION OF THE MEETING

14.1.1 OFFER OF OLD PIANO EX. COMET VALE HALL

LOCATION:	Shire of Menzies
APPLICANT:	Shire of Menzies
DOCUMENT REF:	As Applicable
DISCLOSURE OF INTEREST:	Nil
DATE:	19/10/2020
AUTHOR:	Eddie Piper - Acting Chief Executive Officer
ATTACHMENT/S:	14.1.2 Attachment Photos of Piano

SUMMARY

This item is for Council to consider taking up an offer to acquire an old piano formally located at the Comet Vale Hotel.

BACKGROUND

The ACEO received an email from Ms Pamela Kerr offering the shire an old piano formally located at the Comet Vale Hotel at cost excepting the transport.

COMMENT

Ms Kerr provided photos (attached) of the piano and it appears to be in poor condition and would need considerable restoration works to make it presentable. There are suitable people who could restore and tune the piano should Council desire it.

Should Council take up the offer then a location for the piano would need to be determined.

CONSULTATION

Nil

STATUTORY ENVIRONMENT

Nil

POLICY IMPLICATIONS

Nil

FINANCIAL IMPLICATION

The expense of transport and restoration would need a budget adjustment

RISK ASSESSMENT

Nil

STRATEGIC IMPLICATIONS

Nil

VOTING REQUIREMENTS

Simple majority.

OFFICERS RECOMMENDATION

That Council advise Ms Pamela Kerr that it very much appreciates the offer of the piano formally at Comet Vale Hotel but regrets that it will not take up the offer.

COUNCIL DECISION

COUNCIL RESOLUTION:

No. 2022

MOVED: Cr K Mader

SECONDED: Cr V Ashwin

That Council advise Ms Pamela Kerr that it very much appreciates the offer of the piano formally at Comet Vale Hotel and that it will take up the offer.

Carried 5/0

Reason to change to Officer Recommendation

Councillors are committed to maintaining Goldfields History.













14.1.2 REMOTE AIRSTRIP UPGRADE PROGRAM - KOOKYNIIE AIRSTRIP –

LOCATION:	Shire of Menzies
APPLICANT:	Shire of Menzies
DOCUMENT REF:	As Applicable
DISCLOSURE OF INTEREST:	Nil
DATE:	19/10/2020
AUTHOR:	Eddie Piper - Acting Chief Executive Officer
ATTACHMENT/S:	Yes - Remote Airstrip Program

SUMMARY

This item is for Council to consider making an application for funding improvements at the Kookynie Airstrip

BACKGROUND

The ACEO has received advice from the Commonwealth Government's Remote Airstrip Upgrade Program that funds are available and applications must be made by 12 November 2020.

COMMENT

The Council needs to consider if improvements are necessary at the Kookynie Airstrip.

At the moment cattle are straying at large in the area and in fact have made several pads (paths) across the airstrip making it possibly dangerous for plans to land, particularly RFDS. The ACEO believes Council needs to address this problem or insurance coverage may be doubtful. To leave it as is, is not really an option and if not fenced then de-commissioning should be considered.

The notion of secure fencing surrounding the entire Airstrip comes to mind. The cost could be considerable with the grant funding 33.3% of the cost. The total cost could be in the order of \$150,000 with Councils contribution \$100,000. This could be funded from Reserve Accounts.

The ACEO believes Council should engage a person to submit an application.

CONSULTATION

Council Briefing Session

STATUTORY ENVIRONMENT

Nil

POLICY IMPLICATIONS

Nil

FINANCIAL IMPLICATION

Any cost to Council could be met by Reserve Accounts

A budget amendment would be necessary

RISK ASSESSMENT

Nil

STRATEGIC IMPLICATIONS

Council needs to consider whether there is a need for the airstrip and consider the options.

VOTING REQUIREMENTS

Simple majority.

OFFICERS RECOMMENDATION

That Council engage the services of a person/ organisation capable of writing a grant application to draw up an application to fence the entire Kookynie Airstrip at an estimated total cost of \$150,000 (Grant application \$50,000)

COUNCIL DECISION

COUNCIL RESOLUTION:

No. 2023

MOVED: Cr K Mader

SECONDED: Cr I Baird

That Council:

- 1. Instruct the ACEO to have the Kookynie Airstrip assessed by a suitable person to establish whether the airstrip meets the criteria. If the airstrip meets the criteria arrange for a submission to be prepared and submitted by the due time and date (2.00pm, 12 November 2020)*

2. *Engage the services of a person / organization capable of writing a grant application to draw up an application to fence the entire Kookynie Airstrip at an estimated total cost of \$150,000 (Grant application \$50,000) to be submitted by the due time and date (2.00pm, 12 November 2020).*

Carried 5 /0

Reason to change to Officer Recommendation

Councillors required further information.



In Partnership with the
Royal Flying Doctor Service

Information Update Sheet

Airstrip Name: _____

Dated: _____

Email address: _____

Recommended contact name in emergency: _____

Best contact numbers (Phone, Mobile, Sat Phone): _____

Location of Airstrip (If known): S ____° ____' by E ____° ____'

Wind indicator (Windmill, windsock): _____

Location of wind indicator: _____

Lighting method (Manual, Electric, Kero, flares etc): _____

Vermin Risk (is there fencing?): _____

Runway length: _____

Runway width: _____

Strip width: _____

Surface of Airstrip: _____

Any information you would like to add: _____

This information will remain private and confidential at the Royal Flying Doctor Service –
Western Operations



Royal Flying Doctor Service WESTERN OPERATIONS

RFDS Airstrip Standards Summary

Note: Refer to the RFDS (Western Operations) Airstrip Standards & Reporting Arrangements document revision 3.2 dated 1st September 2013 for complete information. This summary is to serve as a quick reference guide only.

Airstrip Physical Characteristics

- † **Length:** 1200m (minimum).
- † **Overall Width:** 60m (Day Operations) or 90m (Night Operations). Runway is centrally located within overall width.
- † **Runway:**
 - ▲ Width: 18m (minimum), (20m preferred), with 25m x 25m turning areas at each end;
 - ▲ No vegetation;
 - ▲ Firm surface;
 - ▲ Free of anthills, holes, livestock tracks, ruts; and
 - ▲ When wet, a 4x4 vehicle (e.g. Land Cruiser / Hilux) should not leave more than a 10mm impression on the surface. This softness check should not be carried out on the runway where possible, but minimised to a distance of 10m from the end or on one side of the runway.
 - ▲ If the edge of the runway is not well defined, the edges should be demarcated with white markers placed at 90m intervals. Markers must be able to be run over by an aircraft with no damage sustained to the aircraft.
- † **Runway Strip:**
 - ▲ Width: 45m
 - ▲ A defined rectangular area, within which the runway is centrally located, intended to avoid damage to aeroplanes running off the runway and to protect aeroplanes flying over it, during take-off or landing.
 - ▲ The edges of the runway strip are to be demarcated by white markers 180m or 90m apart (depending on markers used).
- † **Approach & Take-Off Surfaces:**
 - ▲ Areas from each end of the Runway are to be clear of obstacles above a slope of 1:20 (Day Operations) or 1:30 (Night Operations) for a distance of 900m.
- † **Lighting:**
 - ▲ To be placed along both sides of the runway in parallel straight rows 30m apart and 90m intervals between lights.
 - ▲ Can be portable battery-powered lights or liquid (diesel or kerosene) fuelled wick fed flares.
 - ▲ In an emergency, large cans, part filled with sand and fuelled with kerosene, reflectors used in combination with 8 runway lights or vehicle headlights may be used. This requires specialist instruction from RFDS prior to setting up. Please contact the RFDS Coordination's Centre on 0894176364 to be connected to the Operational Supervisory Pilot.

† Runway Inspection

- ▲ To be carried out prior to aircraft landing, after rain, at night, dawn or dusk for vermin or livestock.

RFDS Airstrip Reporting & Queries

† Business Hours:

- ▲ Aviation Data Coordinator at Jandakot –e-mail:
Aviationdatacoordinator@rfdswa.com.au
- ▲ Aviation Administration Assistant: Tel: 9417 6376.

**IF YOUR AIRSTRIP CONDITION HAS CHANGED PLEASE ADVISE THE
RFDS OF THE CHANGES AS SOON AS YOU ARE ABLE**

Suggested Airstrip Equipment Suppliers

† Lighting & Markers

- ▲ **Avlite Pty Ltd**, 11 industrial Drive, Somerville, VIC, 3912
Tel: 03 5977 6128, Fax: 03 5977 6124, Web: www.avlite.com
- ▲ **Aerodrome Management Services Pty Ltd**
PO Box 6127, East Perth, WA, 6892
Tel: 08 9221 6777, Fax: 08 9221 6776, Web: www.amsaustralia.com
- ▲ **Airport Lighting Specialists**, 18 Simms Road Greensborough VIC 3088
Tel: 03 9432 0511, Fax: 03 9432 1952, Email: sales@airportlighting.com.au
- ▲ **Aero Associates**, 39 Crisp St, PO Box 239, Cooma, NSW, 2630
Tel: 02 6452 2000, Fax: 02 6452 6464, Web: www.aeroasso.com.au

† Windsocks

- ▲ **Aerodrome Management Services Pty Ltd**
PO Box 6127, East Perth, WA, 6892
Tel: 08 9221 6777, Fax: 08 9221 6776, Web: www.amsaustralia.com
- ▲ **Taskers**, 38 Daly Street, Fremantle, WA, 6162
Tel: 08 6263 0657 Web: www.taskers.com.au
- ▲ **A&B Canvas Australia**, 12-14 Hodgson Way, Kewdale, WA, 6105
Tel: 08 9353 2550, Fax: 08 9353 2575, Web: www.canvasaustralia.com.au

† Reflector Panels

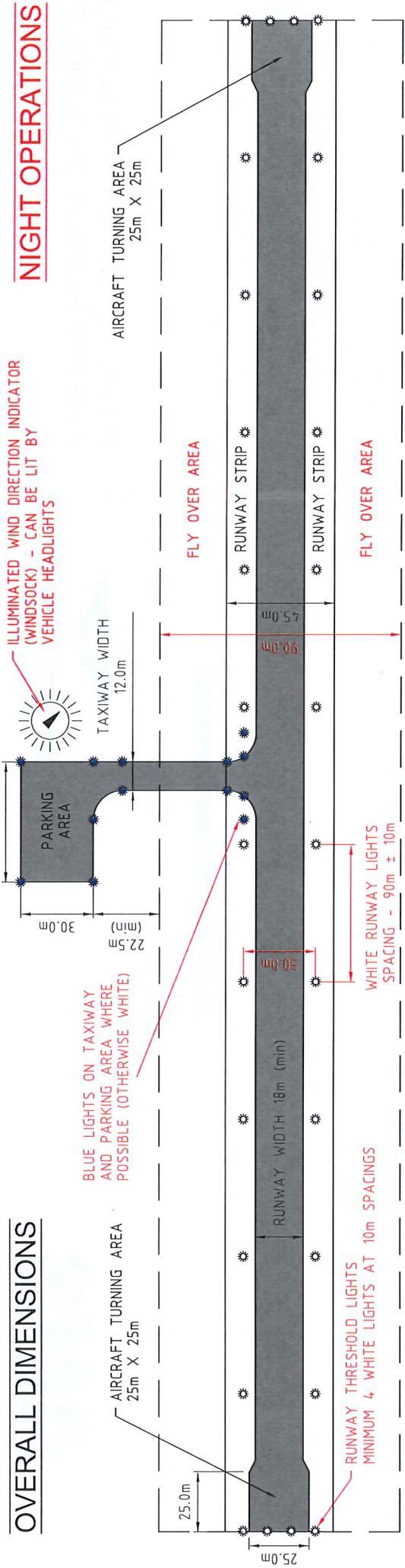
- ▲ **Bowra Signs & Graffix**, 4/101 Motivation Drive, Wangara, WA, 6065
Tel: 08 9302 5500,

Suggested Airport Consultants

† **Aerodrome Management Services Pty Ltd**

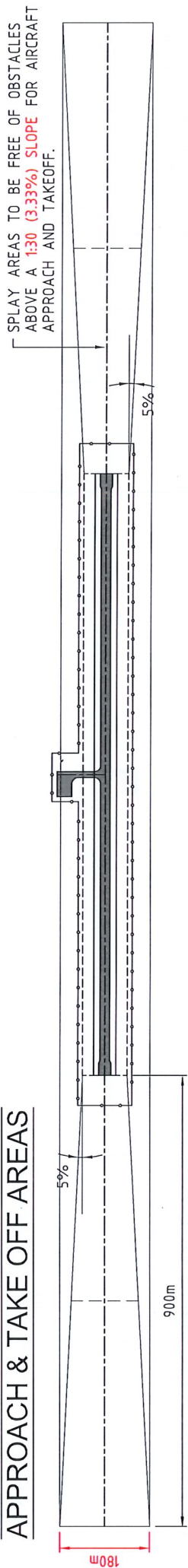
- PO Box 6127, East Perth, WA, 6892
Tel: 08 9221 6777, Fax: 08 9221 6776, Web: www.amsaustralia.com

OVERALL DIMENSIONS

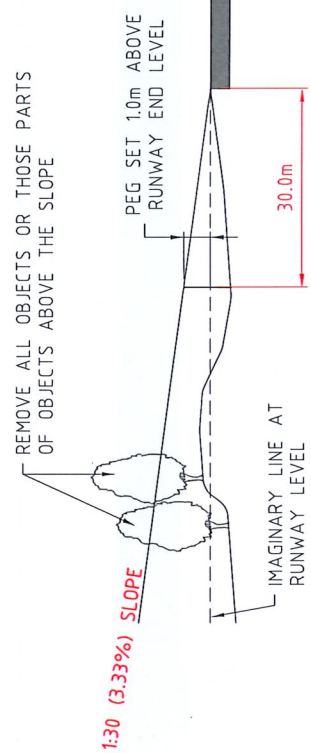


NIGHT OPERATIONS

APPROACH & TAKE OFF AREAS



A METHOD FOR MEASURING A 1:30 SLOPE



NOTES:
 1. PLEASE REFER TO THE RFDS WESTERN OPERATIONS AIRSTRIP STANDARDS & REPORTING ARRANGEMENTS FOR COMPLETE INFORMATION.
 2. RED TEXT DENOTES CHANGES FROM DAY OPERATIONS AIRSTRIP REQUIREMENTS.



RFDS WESTERN OPERATIONS AIRSTRIP CATEGORIES

Category 1

An airfield which satisfies all of the following requirements:

1. Includes licensed, Certified, Registered or authorised landing areas with day and night operational capability
2. Runway length of 1200m or greater
3. Runway width: 18m; Strip width: Day 60m; Night 90m
4. Has PAL or manual electric lighting or battery flare path.

Category 2

An airfield which does not satisfy Category 1 but meets the following requirements:

1. Day and night operational capability
2. Runway length less than 1200m but greater than 900m
3. Runway width: 18m; Strip width: Day 60m; Night 90m
4. Has PAL or manual electrical lighting or battery flare path.

Category 3

An airfield that meets Category 1 or 2 standards but has an Operational Restriction or Non Standard Procedure. This can take the form of hills in the vicinity of the strip, lit by RFDS reflectors, sand, tin or kerosene flares, Towers (Telstra/Radio) or non standard Circuit direct.

OSP operational approval is required.

Declaration of a mercy flight is not required.

Category 4

An airfield which does not meet Category 1 or 2 standards and requires additional considerations:

1. Day and night operational capability compromised due to runway length, runway or strip width or no runway lighting
2. Runway length less than 900m
3. Operations required to be conducted on a **Mercy Flight**. Prior approval from the **Chief Pilot or OSP** is required before operating into a **Category 4** airfield.

From: [Eddie Piper](#)
To: [Michelle Faulk](#)
Subject: FW: IE14077 - Round 8 of the Remote Airstrip Upgrade Program is now open, closing on the 12 November 2020 - RADS Applicants are encouraged to apply.
Date: Monday, 26 October 2020 10:36:40 AM
Attachments: [image001.png](#)
Importance: High

Attachments for airstrip

Regards

Eddie Piper
Acting Chief Executive Officer
Shire of Menzies
Ph: 9024 2041

From: Shire of Menzies <admin@menzies.wa.gov.au>
Sent: Friday, 9 October 2020 3:35 PM
To: Paul Warner <works@menzies.wa.gov.au>; Eddie Piper <ceo@menzies.wa.gov.au>
Subject: FW: IE14077 - Round 8 of the Remote Airstrip Upgrade Program is now open, closing on the 12 November 2020 - RADS Applicants are encouraged to apply.
Importance: High

From: RADS <RADS@transport.wa.gov.au>
Sent: Thursday, 8 October 2020 1:44 PM
Subject: IE14077 - Round 8 of the Remote Airstrip Upgrade Program is now open, closing on the 12 November 2020 - RADS Applicants are encouraged to apply.
Importance: High

Round Eight of the Commonwealth Government's Remote Airstrip Upgrade (RAU) Program funding opens on the **8 October 2020**.

The program provides remote and very remote aerodrome owners and operators with grants to enhance safety and accessibility. That will provide year round all weather access, particularly where road access is unavailable or unreliable.

The RAUP only accepts applications if an aerodrome is identified as "remote or very remote" as defined by the [2016 Australian Statistical Geographic Standard \(ASGS\) Remoteness Area](#)

Applications under Round 8 close 5 pm AEDT on 12 November 2020.

To make an application and for further information on the program please visit www.business.gov.au/assistance/remote-airstrip-upgrade-program or contact the helpline on 13 28 46 (Mon – Fri, 8am – 8pm across Australia).

The maximum grant amount is \$500,000, however it is expected that most grants will not exceed \$250,000. The grant amount will be up to 50 per cent of eligible project costs (grant percentage), unless:

- you are an Indigenous Owned and/or Operated Aerodrome, in which case the grant amount will be up to 100% of eligible project costs;
- you are an Australian local government agency or body and the total project cost is equal to or less than \$150,000 – then we will cover up to 100% of eligible project costs
- you and a third party are both contributing to eligible project costs, in which case the grant amount will be up to 33.3% of eligible project costs.

To be eligible your activities must directly relate to the project and can include:

- works to improve all weather capability of the aerodrome and aircraft safety including:

- sealing and/or re-sealing and re-sheeting of aircraft pavements
- repair, restoration and/or reconstruction of the airstrip, taxiway and/or apron
- airstrip drainage works.
- works to enhance aerodrome safety for aircraft operations including:
- installation or restoration of animal fencing
- provision of markers and navigational aids
- works to reduce safety hazards at an aerodrome
- provision of safety related operational and/or training manuals and training for key operational personnel.
- works to better enable night time operations including:
- installation of runway and taxiway lighting
- provision of power for aerodrome lighting
- installation of Pilot Activated Lighting Control systems.

Expenditure items that are not eligible are:

- costs that cannot be directly linked to improving the safety and accessibility of your aerodrome
- payment of salaries for existing staff or contractors not directly employed on core elements of the project
- aerodrome infrastructure costs such as works on terminals, hangars, commercial developments and aerodrome buildings
- purchase and maintenance of motor vehicles, heavy plant and equipment
- project planning and design, research or feasibility costs and all other costs associated with pre-development approval
- construction costs of new development proposals
- costs associated with the introduction, maintenance or expansion of commercial air services to the aerodrome, including fuel storage facilities
- contingency costs
- safety related staff training costs not directly related to aviation safety
- routine operational expenses, including communications, accommodation, office computing facilities, printing and stationery, postage, legal and accounting fees and bank charges
- ongoing routine maintenance activities such as slashing and mowing.

RADS applicants who are eligible are encouraged to consider applying for Commonwealth's RAUP funding. If your Organisation plans to submit an application/s to the Commonwealth's RAUP, please notify the Department of Transport's RADS Team on RADS@transport.wa.gov.au as soon as possible.

Kind regards

Denise Spratt

Programs Support Officer | Freight, Ports, Aviation and Reform | Department of Transport

Level 8, 140 William Street, Perth WA 6000

Tel: (08) 08 65516625 | Fax: (08) 6551 6492

Email: dee.spratt@transport.wa.gov.au | Web: www.transport.wa.gov.au



GOVERNMENT OF
WESTERN AUSTRALIA

**BUILDING
FOR
TOMORROW!**

DISCLAIMER This email and any attachments are confidential and may contain legally privileged and/or copyright material. You should not read, copy, use or disclose any of the information contained in this email without authorization. If you have received it in error please contact us at once by return email and then delete both emails. There is no warranty that this email is error or virus free. If the disclaimer can't be applied, attach the

From: [Eddie Piper](#)
To: [Michelle Faull](#)
Subject: FW: IE13162 - Kookynie Airstrip
Date: Monday, 26 October 2020 10:35:56 AM
Attachments: [image19e31b.PNG](#)
1. [Airstrip update including CBH.PDF](#)
2. [RFDS Standards Summary V1.2 October 2018.pdf](#)
3. [Airstrip categories.pdf](#)

Attachments for airstrip

Regards

Eddie Piper
Acting Chief Executive Officer
Shire of Menzies
Ph: 9024 2041

From: Helen Cooper <ea@menzies.wa.gov.au>
Sent: Monday, 11 May 2020 3:21 PM
To: Eddie Piper <ceo@menzies.wa.gov.au>
Subject: FW: IE13162 - Kookynie Airstrip

Hi Peter

Not all doom and gloom – could be do-able?

cheers

Helen Cooper
A/Executive Officer
Shire of Menzies
PO Box 4
MENZIES, WA. 6436
Phone 9024 2041
ea@menzies.wa.gov.au

From: Albin Unger <Albin.Unger@rfdswa.com.au>
Sent: Monday, 11 May 2020 3:12 PM
To: Helen Cooper <ea@menzies.wa.gov.au>
Subject: IE13162 - Kookynie Airstrip

Hi Helen,

I have had a look at the Kookynie strip dimensions. The length is suitable, however the width requires increasing.

Below are the details for RADS funding and Aerodrome Management Services

Project and Policy Officer | Freight, Ports, Aviation and Reform | Department of Transport
Katarzyna.Woloszyn@transport.wa.gov.au

<https://www.amsaustralia.com>

-

-

-

Hope this helps

-

Kind regards,

-

-

-

-

Albin Unger
Head of Flying Operations
RFDS Western Operations
3 Eagle Drive
Jandakot WA 6164

T (08) 9417 6467
F (08) 9417 6379
M 0419 417 850
E Albin.Unger@rfdswa.com.au
> www.flyingdoctor.org.au

>Providing the finest care to the furthest corners of Australia. Visit us at <http://www.flyingdoctor.org.au/wa>

RFDS Western Operations respectfully acknowledges the Traditional Owners and Elders of the lands that we operate within, providing our Service to all that live, work and travel across these lands.



14.1.3 CONFIDENTIAL - FUEL OUTLETS IN MENZIES

Mr S Suonjr of 22 Shenton Street, Menzies (Menzies Hotel) joined the meeting in the capacity of Visitor

LOCATION:	Shire of Menzies
APPLICANT:	Shire of Menzies
DOCUMENT REF:	As Applicable
DISCLOSURE OF INTEREST:	Nil
DATE:	19/10/2020
AUTHOR:	Eddie Piper Acting CEO
ATTACHMENT:	No

ITEM WAS HELD BEHIND ‘CLOSED DOORS’

COUNCIL DECISION

COUNCIL RESOLUTION:

No. 2024

MOVED: Cr V Ashwin

SECONDED: Cr I Baird

Carried 5 / 0

That Council receive this report behind ‘closed doors’.

SUMMARY

This item is for consideration of two (2) proposals to lodged with the Acting CEO (ACEO) for, in one case the supply of ULP at the old roadhouse and the other for the supply of diesel (110,000 litre) at a site supplied by the Shire (preferably the new truck bay)

COUNCIL DECISION

COUNCIL RESOLUTION:

No. 2025

MOVED: Cr J Lee

SECONDED: Cr V Ashwin

That Council:

That the Council request further information in relation to proposals relating to the establishment of ULP fuel outlet in Menzies.

Carried 5 /0

Reason to change to Officer Recommendation

Councillors requested further information

COUNCIL DECISION

COUNCIL RESOLUTION:

No.

MOVED:

SECONDED:

Carried /

COUNCIL RESUMED 'OPEN DOOR' SESSION

CONFIDENTIAL

14.1.4 LOCAL ROADS AND COMMUNITY INFRASTRUCTURE PROGRAM

LOCATION:	Shire of Menzies
APPLICANT:	Shire of Menzies
DOCUMENT REF:	As Applicable
DISCLOSURE OF INTEREST:	Nil
DATE:	19/10/2020
AUTHOR:	Eddie Piper - Acting Chief Executive Officer
ATTACHMENT/S:	Yes – LRCI (Local Road and Community Infrastructure Program) – LRCI Quarterly Reporting – Community Projects – Survey Results 17 September 2020

SUMMARY

This item is for Council to determine the projects to be undertaken to expend the \$547,445 granted to the Shire of Menzies under the Local Roads and Community Infrastructure Program (LRCI)

BACKGROUND

The Shire was informed earlier in the year that the Federal Government had granted the Shire \$547,445 under the LRCI program.

Council has determined at various meetings that \$97,445 should be allocated to a playground and play equipment at the Tjunjuntjara Community. The balance of \$450,000 be allocated in compliance with the conditions of the grant.

Several meetings were conducted without an outcome and the allocation of projects need to be address as a matter of urgency as the grant must be fully expended by 30 June 2021.

COMMENT

A survey was distributed to some members of the Menzies community requesting thoughts on how the grant should be spent. This survey was not authorised by the Council and is not binding. There were a variety of proposals however to put them in place before 30 June 2021 would be difficult if not impossible.

There was another proposition which was to seal the Evanston/Menzies Road for a distance to expend the grant. This would simply be an extension of the tender documents already being drawn up for the budget allocation.

The ACEO was advised at a Technical Officers Roads meeting that a further program by the Federal Government would be announced in the near future.

Based on the above the ACEO is recommending Council advise the Department of Infrastructure, Transport, Regional Development and Communications that Council will undertake the following projects:

- | | | |
|----|---|-----------|
| 1. | Playground and Play equipment at Tjunjuntjara | \$97,445 |
| 2. | Seal the Evanston / Menzies Road | \$450,000 |

CONSULTATION

Council Briefing Session

STATUTORY ENVIRONMENT

Nil

POLICY IMPLICATIONS

Nil

FINANCIAL IMPLICATION

Once approved a budget amendment will be required

RISK ASSESSMENT

Nil

STRATEGIC IMPLICATIONS

Nil

VOTING REQUIREMENTS

Simple majority.

OFFICERS RECOMMENDATION

That Council advise the Federal Department of Infrastructure, Transport, Regional Development and Communications that the following projects are to be registered as the Shire of Menzies projects under the Local Roads and Community Infrastructure Program:

1. Play ground and Equipment at Tjunjuntjara \$97,445
2. Seal Evanston / Menzies Road \$450,000

COUNCIL DECISION

COUNCIL RESOLUTION:

No. 2026

MOVED: Cr K Mader

SECONDED: Cr I Baird

That Council advise the Federal Department of Infrastructure, Transport, Regional Development and Communications that the following projects are to be registered as the Shire of Menzies projects under the Local Roads and Community Infrastructure Program:

1. *Play ground and Equipment at Tjunjuntjara \$97,445*
2. *Seal Evanston / Menzies Road \$450,000*

Carried 3/2

Against: Cr. Justin Lee and Cr Vashti Ashwin

Cr Lee and Cr Ashwin do support Item 1, but do not support Item 2

Eddie Piper

From: Greg Dwyer <riflepoint@bigpond.com>
Sent: Wednesday, 14 October 2020 9:22 AM
To: Eddie Piper
Subject: Fwd: Local Roads and Community Infrastructure Program Quarterly Reporting

Eddy

Did you get this same email ?
regards

Greg

Begin forwarded message:

From: Local Roads and Community Infrastructure Program
<local.roads.and.community.infrastructure.program@notify.gov.au>
Subject: Local Roads and Community Infrastructure Program Quarterly Reporting
Date: 13 October 2020 at 8:11:49 pm AWST
To: riflepoint@bigpond.com
Reply-To: iip@infrastructure.gov.au



Notify

Good evening

Under the Local Roads and Community Infrastructure (LRCI) Program, Local Councils (Eligible Funding Recipients) are required to provide Quarterly Reports to the Department of Infrastructure, Transport, Regional Development and Communications (the 'Department') with information on the progress of projects and grant funding expenditures.

In accordance with the LRCI Guidelines, the first Quarterly Report for the period 1 July 2020 – 30 September 2020 must be submitted to the Department by Monday 2 November 2020.

All Eligible Funding Recipients must submit a Quarterly Report. A Nil Quarterly Report is possible in certain circumstances (see below).

Submitting a Quarterly Report

- The Quarterly Report Template, Quarterly Report Declaration, Quarterly Report Frequently Asked Questions and Example Quarterly Report can be accessed at https://investment.infrastructure.gov.au/infrastructure_investment/local-roads-community-infrastructure-program/
- Quarterly Reports must be submitted to the Department via email to IIP@infrastructure.gov.au.
- When submitting your Quarterly Report, please use the subject line: [Council Name] First Quarterly Report.

All Eligible Funding Recipients must submit a Quarterly Report. If an Eligible Funding Recipient has not yet submitted Work Schedule Nominations to the Department, or they have submitted Work Schedule Nominations to the Department but have yet to receive approval, they must complete a Nil Quarterly Report. Information on how to complete a Nil Quarterly Report can be found in the Quarterly Report Frequently Asked Questions Document.

Please note if you have submitted Project Nominations to the Department, but have yet to receive an Approved Work Schedule, the Department will be in contact with you once your Projects have been approved.

We are interested in seeing how projects are progressing and the impact they are having on local communities. Please provide photos of Project Works, Completed Projects or Project Signage with your Quarterly Report submission. Please note, these photos may be used by the Department and/or Minister/Local Member's Office.

Following strong community and local government support of the LRCI Program, the Australian Government announced in the 2020-21 Budget that they will continue to support Australia's economic recovery by committing an additional \$1 billion in funding through an extension of the LRCI Program. Further details regarding the announcement by the Deputy Prime Minister are available at <https://minister.infrastructure.gov.au/mccormack/media-release/budget-2020-commonwealth-backs-local-government-recover-and-thrive>

The extension to the LRCI Program will be established as a new funding round, further details will be made available soon.

Regards

Local Roads and Community Infrastructure Program

COVID Recovery Infrastructure Investment Stimulus Infrastructure
Investment Division

Department of Infrastructure, Transport, Regional Development and
Communications



Local Roads and Community Infrastructure Program

As the closest tier of government to the community, local governments have a critical role in delivering vital services and ensuring the quality of life for communities across Australia. Local governments are now also playing a key role in protecting the community from the impacts of COVID-19.

The Australian Government has committed \$500 million to the Local Road and Community Infrastructure Program (LRCI Program) to support jobs, businesses and the resilience of local economies.

From 1 July 2020, councils will be able to access funding to support delivery of priority local road and community infrastructure projects.

Who will receive funding?

All local councils will be eligible for funding under the LRCI Program.

State governments and the shires of Christmas Island, Cocos (Keeling) Islands and Norfolk Island and the Lord Howe Island Board that deliver council services to unincorporated areas in their jurisdiction will also be eligible for funding.

In addition, the Northern Territory Government will be eligible for funding for roads in areas which until 2008 were unincorporated and for which responsibility has not been transferred to relevant councils.

How much funding will each council receive?

Each council will receive a share of funding under the Local Roads and Community Infrastructure Program (see *Local Roads and Community Infrastructure Program: Funding Allocations*).

A council's share of funding has been calculated in a similar way to how the Roads to Recovery Program and the road component of the Financial Assistance Grants works. This formula takes into consideration road length and population and is based on recommendations of Local Government Grants Commissions.

How can councils apply for funding?

Councils will be able to select the projects to be funded in their community according to priorities at the local level.

Similar to the Roads to Recovery Program, councils will need to submit a Work Schedule that outlines the project(s) they plan to undertake.

As long as these projects are eligible local road or community infrastructure projects, they will receive funding.

What projects will be eligible for funding?

Funding is available for local road and community infrastructure projects that involve the construction, maintenance and/or improvements to council-owned assets (including natural assets) that are generally accessible to the public.

Projects will need to deliver benefits to the community, such as improved accessibility, visual amenity and safety benefits.

Eligible local road projects could include works involving any of the following associated with a road:

- traffic signs;
- traffic control equipment;
- street lighting equipment;
- a bridge or tunnel;
- a facility off the road used by heavy vehicles in connection with travel on the road (for example, a rest area or weigh station);
- facilities off the road that support the visitor economy; and
- road and sidewalk maintenance, where additional to normal capital works schedules.

Eligible community infrastructure projects could include works involving:

- Closed Circuit TV (CCTV);
- bicycle and walking paths;
- painting or improvements to community facilities;
- repairing and replacing fencing;
- improved accessibility of community facilities and areas;
- landscaping improvements, such as tree planting and beautification of roundabouts;
- picnic shelters or barbeque facilities at community parks;
- playgrounds and skateparks (including all ability playgrounds);
- noise and vibration mitigation measures; and
- off-road car parks (such as those at sporting grounds or parks).

When will funding be available?

Funding will be available from 1 July 2020.

Are there any conditions that apply to funding?

Councils will need to complete all project works by 30 June 2021 to receive their full nominal share of funding.

Councils will also need to demonstrate that projects are additional to their pre-COVID-19 work program for 2020-21. If a project has been brought forward from a future work program it will be eligible for funding.

Additional conditions, such as signage requirements, will be outlined in program guidelines, which are currently being finalised.

What are the next steps?

The Department of Infrastructure, Transport, Regional Development and Communications will be consulting with local government organisations to finalise implementation arrangements for the LRCI Program.

Councils will then be asked to agree to the program arrangements and identify local projects in their area.

Community Projects – Survey Results 17.09.20

The Shire of Menzies has been allocated \$547,000 by the Australian Government to spend on local community projects in the 2020/2021 financial year. It was a decision of the Council recently to provide \$97,000 towards a new playground at Tjuntjuntjarra. This leaves \$450,000 left over that needs to be spent before the 30th June, 2021.

The projects need to be in addition to pre-COVID-19 work programs and the aim is to stimulate the economy and create work.

Projects will need to deliver benefits to the community, such as improved accessibility, visual amenity and safety benefits. *(see attachment for guidelines supplied by the Dept of Infrastructure, Transport, Regional Development & Communications, LRCIP program)*

Community Survey - results

Twenty eight community members have responded. An equal first preference was given to more than one category on some survey forms.

The results have been collated for presentation at the Council meeting on September 24th 2020.

A Rating of (1) was given to the following:-

- (12) Town Oval: Improved BBQ facilities, picnic tables, shade & lighting
- (11) Marmion Village: Footpath/Cycle path & lighting to Town Centre
- (4) Truck Bay: Lighting, trees, shade & landscaping
- (8) Community Gym: Purchase gym equipment & re-establish gym at the Butcher's/Tearooms building. Include split systems, hand washing facilities etc
- (9) Pump Track at Town Oval

- (7) Exercise Equipment Stations around Town Oval
- (7) Park (Cnr Shenton & Brown Sts) Drinking fountain & improved shade
- (3) Menzies CRC: External painting in heritage colours, improved signage and upgraded public toilets
- (3) Fmr Menzies Post Office: External repairs to window & verandah
- (6) Extensive tree planting radiating out from the Shenton Street
- (13) Public Free Wi fi
- (3) Church: complete refurbishment & re-open to the community
- (5) Railway Crossing (Kensington Street) Upgrade to improve safety e.g. Pedestrian/Cycle crossing, fencing, signage & lighting
- Other: *Skate Park (2) Undercover Basketball courts (1) Rock Climbing wall (1) Swimming Pool & fix old pool (2) Grandstand @ basketball courts (1) New playground (1)_____*




Age range

- (8) 8 – 14
- (5) 15 – 19
- (4) 20 – 29
- (6) 30 – 49
- (5) 50 +

Gender

- (5) Non identified
- (16) Female
- (7) Male



14.1.5 DUST SUPPRESSION MARMION VILLAGE

DISCLOSURE OF INTEREST: CR JUSTIN LEE AND CR VASHTI ASHWIN - IMPARTIALITY

LOCATION:	Shire of Menzies
APPLICANT:	Shire of Menzies
DOCUMENT REF:	As Applicable
DISCLOSURE OF INTEREST:	Nil
DATE:	19/10/2020
AUTHOR:	Eddie Piper - Acting Chief Executive Officer
ATTACHMENT:	Nil

SUMMARY

This item is for Council to consider how it could suppress dust at the Marmion Village

BACKGROUND

The Marmion Village fronts onto a reserve numbered 3873 and is set aside for recreation purposes. There has been, for a considerable time, access to the Marmion Village via a dirt track on the edge of the above reserve. This access is causing a considerable dust problem for the residents. Council needs to address the problem and find a solution.

COMMENT

As the reserve is set aside for recreation the need for a carpark is not uncommon on recreation grounds. This could be constructed at a suitable length and width to allow vehicles to drive into the area and park vehicles. An access cannot be constructed to the carpark as the start of an access would be on or near the Goldfields Highway which is a MRWA road.

CONSULTATION

Nil

STATUTORY ENVIRONMENT

Nil

POLICY IMPLICATIONS

Nil

FINANCIAL IMPLICATION

A budget amendment would be necessary

RISK ASSESSMENT

Nil

STRATEGIC IMPLICATIONS

Council needs to consider in its Community Surveys the future needs of the reserve No 3873

VOTING REQUIREMENTS

Simple majority.

OFFICERS RECOMMENDATION

That Council consider during the future budget review the construction of a carpark at the reserve no 3873

COUNCIL DECISION

COUNCIL RESOLUTION:

No. 2027

MOVED: Cr K Mader

SECONDED: Cr J Lee

That Council lay this item on the table and instruct the ACEO to enter discussions with the Department of Communities.

Carried 5/0

Reason to change to Officer Recommendation

Councillors requested further information.

14.1.6 CATTLE ROAMING KOOKYNIIE TOWNSITE

LOCATION:	Shire of Menzies
APPLICANT:	Shire of Menzies
DOCUMENT REF:	As Applicable
DISCLOSURE OF INTEREST:	Nil
DATE:	19/10/2020
AUTHOR:	Eddie Piper - Acting Chief Executive Officer
ATTACHMENT/S:	

SUMMARY

This item considers what action can / should be taken against the owners of cattle roaming at large in the Kookynie Townsite and also any preventative measures that can be taken against persons encouraging them into the townsite.

BACKGROUND

For many years there has been a problem of cattle roaming at large in either the Menzies or Kookynie townsites. An item was put before Council at the meeting held on 31 October 2019 (copy attached) which relates to roaming cattle around Menzies townsite. In this case Council resolved as follows:

“That Council request the CEO to proceed with the necessary arrangements to cost the installation of a fence and other facilities on the town common boundary: liaise with adjoining station owners for shared costs and prepare a budget amendment to allocate the necessary funds at the appropriate time.”

COMMENT

The problem now at Kookynie has caused considerable angst to residents as the cattle are wrecking fences and eating anything green including trees on their property. Several mining company executives visited the ACEO on Monday 19 October complaining of the problem of dust and the fact that the cattle are the cause.

The main issue with the owner of the cattle is the fact that residents have constructed a “man made lake” being fed with water from a dis-used pit under a Miscellaneous License”. The ACEO believes that this could be an illegal construction under the Local Government Act 1995 and subject to the possibility of having to be removed (filled in).

Advice is being sought from the Shire’s Building Officer as to what can be done. Further the ACEO is seeking the purpose of the Miscellaneous License querying if it includes water and if so for what purpose (is it only for dust suppression).

Station Owner

The ACEO and the Shire President met with Mr Greg Stubbs, owner of Morapoi to discuss the situation of his cattle roaming. He explained that whilst some of the cattle were his some were untagged. He accepted that they should not be roaming but insisted that they roam in search of feed and water and because of the construction of the “lake” they cattle smell water for miles and make their way to the available water. The removal of the access to water should cause the cattle to stop going to Kookynie.

In the event that no action can be taken regarding the “man made lake” then action against the known owner of the cattle is the only resort left. The Shire would need to engage a solicitor and serve the appropriate notices on him.

If no action is taken by the owner then the ACEO believes that Council should engage a “contract Drover” to establish fenced (temporary) area on the Council common, muster the cattle into the area and if not claimed then sell them to recover costs.

The ACEO and President had further discussions and the feasibility of fencing the townsite as part of a fencing project at the Kookynie Airstrip came up. A map of the townsite showed that the “circumference” of the area of the town requiring fencing could be approx. 10kms and this could be done at a cost of approx. \$150,000. The ACEO cannot find any legislation that would forbid the establishment of a fence and the necessary cattle grids.

CONSULTATION

Mr Greg Dwyer – President (Shire of Menzies)
Mr Eddie Parker – ACEO (Shire of Menzies)
Mr Dave Hadden – Building Consultant (Shire of Menzies)
Mr Ken Allen – Mining Industry

STATUTORY ENVIRONMENT

There are many statutes that are / maybe applicable.

POLICY IMPLICATIONS

Nil

FINANCIAL IMPLICATIONS

There could be considerable costs

RISK ASSESSMENT

Nil

STRATEGIC IMPLICATIONS

To maintain the amenity of the townsite of Kookynie

VOTING REQUIREMENTS

Simple majority.

OFFICERS RECOMMENDATION

That Council:

1. Authorise the ACEO to engage the services of a solicitor to serve a notice on the owner of the various cattle stations in the area requiring them to cease allowing their cattle to roam at large in the Kookynie Townsite and to properly and permanently yard the cattle
2. Authorise the Shire Building Consultant to investigate the legality of the “man made lake” in the Kookynie townsite
3. Instruct the ACEO to establish the length of fencing required, the most effective fencing to prevent cattle entering the townsite and the cost of material.

VISITORS:

Russell Young

Judith Babb

of 66 Hayes Street, Kookynie

Mr Young and Ms Babb gave reasons why they continue to water the cattle. They indicated they would continue to do so until the station owners/managers address the lack of water situation on their properties. If a fence is erected then they would shift the watering area to outside the fence which would solve the problem.

COUNCIL DECISION

COUNCIL RESOLUTION:

No. 2028

MOVED: Cr K Mader

SECONDED: Cr I Baird

1. *Authorise the ACEO to engage the services of a solicitor to serve a notice on the owner of the various cattle stations in the area requiring them to cease allowing their cattle to roam at large in the Kookynie Townsite and to properly and permanently yard the cattle*
2. *Instruct the ACEO to establish the length of fencing required, the most effective fencing to prevent cattle entering the townsite and the cost of material.*
3. *ACEO to correspond with station owners advising that their cattle may be roaming at the Kookynie townsite and are to be removed under the Local Government (Miscellaneous Provisions) Act 1960.*
4. *Commence a consultation process with all affected stakeholders regarding the cattle roaming at large in the Kookynie townsite and the solution to construct a fence to keep the cattle out of the townsite.*

Carried 5/0

Reason to change to Officer Recommendation

Councillors received the late item 14.1.6 with additional information and requested the removal of item 2, item 3 to become item 2 and the addition of new items shown as 3 and 4.

15 NEXT MEETING

The next Ordinary Meeting of Council will be held on Thursday, 26 November 2020 commencing at 1pm.

16 CLOSURE OF MEETING

There being no further business, the meeting closed at 5.50pm.