



SHIRE OF MENZIES

Minutes

OF THE SPECIAL MEETING OF THE COUNCIL HELD ON

23 NOVEMBER 2023

Commencing at 1.00 pm

**At the Council Chambers,
124 Shenton Street, Menzies**

A handwritten signature in black ink, appearing to read "G. Teede".

**Glenda Teede
Chief Executive Officer**

Resolution Numbers 185/23 to 202/23

Special Business:

1. Finance Report – October 2023
2. List of Monthly Payments – October 2023
3. Professional Development Request – The Role of Mayors and Presidents
4. Lot 8 Community Building – Naming and Purposes
5. Adoption of Caravan Park Rules
6. Community Christmas Party – Date and Location
7. Menzies Aboriginal Corporation Christmas Contribution
8. Tjuntjuntjara Remote Community School Christmas Contribution
9. Lot 685 (41) Sheridan Street Menzies
10. Proposal to Lease Lot 8 Shenton Street Menzies
11. Lot 607 (43) Shenton Street Menzies
12. Change of Council Meeting Date

DISCLAIMER

No responsibility whatsoever is implied or accepted by the Shire of Menzies for any act, omission or statement or intimation occurring during Council / Committee meetings or during formal / informal conversations with staff. The Shire of Menzies disclaims any liability for any loss whatsoever and howsoever caused arising out of reliance by any person or legal entity on any such act, omission or statement or intimation occurring during Council / Committee meetings or discussions. Any person or legal entity that acts or fails to act in reliance upon any statement does so at that person's or legal entity's own risk.

In particular and without derogating in any way from the broad disclaimer above, in any discussion regarding any planning application or application for a licence, any statement or limitation of approval made by a member or officer of the Shire of Menzies during the course of any meeting is not intended to be and is not taken as notice of approval from the Shire of Menzies. The Shire of Menzies warns that anyone who has an application lodged with the Shire of Menzies must obtain and only should rely on written confirmation of the outcome of the application, and any conditions attaching to the decision made by the Shire of Menzies in respect of the application.

DISCLOSURES OF INTEREST

A member who has an Impartiality, Proximity or Financial interest in any matter to be discussed at this meeting must disclose the nature of the interest either in a written notice, given to the Chief Executive Officer, prior to the meeting, or at the meeting immediately before the matter is discussed.

A member who makes a disclosure in respect to a Proximity or Financial interest must not preside at the part of the meeting which deals with the matter, or participate in, or be present during any discussion or decision-making process relative to the matter, unless the disclosing member is permitted to do so under Section 5.68 or Section 5.69 of the *Local Government Act 1995*.

Councillor Meeting Information

Shire of Menzies Council Meetings

Elected Members are bound by legislation to act with integrity and make decisions for the whole of the Shire.

Attending meetings

Elected Members have a duty to attend all the Council Meetings to ensure that electors are adequately represented. In recognition of this, under the *Local Government Act 1995* an Elected Member who is absent from three consecutive meetings of the Council without leave being granted by the Council, is automatically disqualified. If a member wishes to be absent for more than six consecutive ordinary meetings, Ministerial approval is necessary as well as the Council approval.

It should be noted that applications for leave of absence are usually supported but must be approved by the Council before, or at, the meeting(s) the Council Member is to be absent from. Leave of absence cannot be approved retrospectively.

Voting at meetings

If an Elected Member is present at a Council Meeting, he or she is required by law to vote on all matters before that meeting unless he or she has a financial interest in the matter. Agendas are delivered to the Elected Members within the required timeframes of the Local Government Act 1995, being a minimum of seventy-two (72) hours prior to the advertised commencement of the meeting. While late items are generally not considered there is provision on the Agenda for items of an urgent nature to be considered.

Councillors are required to give due consideration to all matters contained in the agenda. Without adequate time for reading the agenda, it is extremely difficult for the Elected Members to make effective assessments of issues and provide constructive input to the Council debate and decision making. It is recommended that further information be requested if there is insufficient material available to make an informed decision.

TABLE OF CONTENTS

- 1 DECLARATION OF OPENING.....5
- 2 ANNOUNCEMENT OF VISITORS.....5
- 3 MEMBERS OF THE PUBLIC PRESENT5
- 4 RECORD OF ATTENDANCE5
- 5 RESPONSE TO PREVIOUS PUBLIC QUESTIONS TAKEN ON NOTICE.....5
- 6 PUBLIC QUESTION TIME.....6
- 7 APPROVED LEAVE OF ABSENCE.....6
- 8 DISCLOSURES OF INTEREST.....6
- 9 NOTICE OF ITEMS TO BE DISCUSSED BEHIND CLOSED DOORS6
- 10 CONFIRMATION/RECEIVAL OF MINUTES7
 - 10.1 CONFIRMATION OF MINUTES - ORDINARY MEETING 26 OCTOBER 2023.....7
- 11 PETITIONS/DEPUTATIONS/PRESENTATIONS7
- 12 ANNOUNCEMENT BY PRESIDING MEMBER WITHOUT DISCUSSION8
- 13 REPORTS OF COMMITTEES8
- 14 REPORTS OF OFFICERS9
 - 14.1 FINANCE REPORTS9
 - 14.1.1 Finance Report - October 2023.....9
 - 14.1.2 List of Monthly Payments - October 202350
 - 14.2 ADMINISTRATION REPORTS58
 - 14.2.1 Professional Development Request - The Role of Mayors and Presidents
.....58
 - 14.2.2 Lot 8 Community Building – Naming and Purposes61
 - 14.2.3 Adoption of Caravan Park Rules69
 - 14.2.4 Community Christmas Party – Date and Location77
 - 14.2.5 Menzies Aboriginal Corporation Christmas Contribution80
 - 14.2.6 Tjuntjuntjara Remote Community School Christmas Contribution84
- 15 MOTIONS OF WHICH PREVIOUS NOTICE HAS BEEN GIVEN88
- 16 NEW BUSINESS OF AN URGENT NATURE88
- 17 BEHIND CLOSED DOORS - CONFIDENTIAL REPORTS88
 - 17.2 LOT 685 (41) SHERIDAN STREET MENZIES90
 - 17.3 PROPOSAL TO LEASE LOT 8 SHENTON STREET MENZIES90
 - 17.4 LOT 607 (43) SHENTON STREET MENZIES91
- 18 NEXT MEETING92
- 19 CLOSURE OF MEETING92

1 DECLARATION OF OPENING

Cr J Dwyer requested permission to participate in the meeting by electronic means from Beaton Road, Southern Cross.

Cr I Baird requested permission to participate in the meeting by electronic means from 232 Puckridge Road, Wangary SA 5607.

The Shire President was satisfied that Cr J Dwyer and Cr I Baird were in a secure site and allowed their participation in the meeting.

The Shire President declared the meeting open at 1.02pm.

2 ANNOUNCEMENT OF VISITORS

Nil

3 MEMBERS OF THE PUBLIC PRESENT

There were three members of the public present.

4 RECORD OF ATTENDANCE

Councillors: Cr P Warner, Shire President
Cr S Sudhir, Deputy Shire President
Cr G Dwyer (joined at 1.10pm)
Cr J Dwyer (joined electronically at 1.01pm)
Cr A Tucker
Cr I Baird (joined electronically at 1.01pm)
Cr K Tucker

Staff: Ms G Teede, Chief Executive Officer
Ms K Van Kuyl, Chief Financial Officer
Mr S McGay, Community Development Manager
Ms M Mertyn, Executive Officer (Minutes)

5 RESPONSE TO PREVIOUS PUBLIC QUESTIONS TAKEN ON NOTICE

Nil

6 PUBLIC QUESTION TIME

Question from Mrs C Poole (Member of the Public):

Last month, we paid Talis Consultants for a site investigation. Can you tell me if we have the results back?

Response from Ms K Van Kuyl, Chief Financial Officer:

Yes, we received an initial report regarding Lot 8 and Lot 9 Shenton Street Menzies and it is for further investigation.

Response from Ms G Teede, Chief Executive Officer:

Talis Consultants will seek comments from the Department of Water and Environmental Regulation (DWER).

7 APPROVED LEAVE OF ABSENCE

Nil

8 DISCLOSURES OF INTEREST

Name	Item No	Interest	Nature
Cr P Warner	14.2.1 Professional Development Request - The Role of Mayors and Presidents	Financial	Cr P Warner is the applicant
Cr K Tucker	14.2.5 Menzies Aboriginal Corporation (MAC) Christmas Contribution	Financial	Cr K Tucker is an employee of MAC
Cr S Sudhir	17.4 Lot 607(43) Shenton Street Menzies	Financial	Cr S Sudhir is the owner of the property

9 NOTICE OF ITEMS TO BE DISCUSSED BEHIND CLOSED DOORS

Item 17.2 Lot 685 (41) Sheridan Street Menzies

Item 17.3 Proposal to Lease Lot 8 Shenton Street Menzies

Item 17.4 Lot 607 (43) Shenton Street Menzies

10 CONFIRMATION/RECEIVAL OF MINUTES

10.1 Confirmation of Minutes - Ordinary Meeting 26 October 2023 (Adjourned) Recommenced on 3 November 2023

(Provided under Separate Cover)

OFFICER RECOMMENDATION/COUNCIL DECISION:

Council Resolution Number	185 / 23
----------------------------------	-----------------

Moved **Cr S Sudhir** **Seconded** **Cr I Baird**

That the Minutes of the Ordinary Council Meeting held on 3 November be confirmed as a true and correct record.

Carried	6 / 0
----------------	--------------

For: Cr P Warner, Cr S Sudhir, Cr J Dwyer, Cr A Tucker, Cr I Baird and Cr K Tucker

Against: Nil

11 PETITIONS/DEPUTATIONS/PRESENTATIONS

Nil

Cr G Dwyer joined the meeting at 1.10pm

12 ANNOUNCEMENT BY PRESIDING MEMBER WITHOUT DISCUSSION

President's Report – November 2023

At the Council Meeting on 3 November, I was given the honour of becoming the President of the Shire of Menzies, a role I will be looking forward to.

Lightning sparked fires in the Goongarrie area, resulting in the closure of the road between Menzies and Kalgoorlie from Monday, 6 November, to Thursday morning, 9 November. The primary issue Menzies faced was the town water level getting very low. Water Corporation ended up sending trucks through Broad Arrow, Davyhurst, and then went to Leonora, and carted a few loads from there

On 11 November, we observed Remembrance Day. Despite the cold and scattered rain, a small crowd gathered to pay our respects to our fallen. I would like to thank the individuals who helped out to make this event happen.

I attended the Northern Goldfields Working Group (NGWG) meeting in Leonora on 17 November.

OFFICER RECOMMENDATION/COUNCIL DECISION:

Council Resolution Number:	186 / 23
-----------------------------------	-----------------

Moved: Cr S Sudhir **Seconded:** Cr K Tucker

That the President's Report for the month of November 2023 be received.

Carried	7 / 0
----------------	--------------

For: Cr P Warner, Cr S Sudhir, Cr G Dwyer, Cr J Dwyer, Cr A Tucker, Cr I Baird and Cr K Tucker
Against: Nil

13 REPORTS OF COMMITTEES

Nil

14 REPORTS OF OFFICERS

14.1 Finance Reports

14.1.1	Finance Report - October 2023
LOCATION	Not Applicable
APPLICANT	Internal
DOCUMENT REF	NAM1207
DATE OF REPORT	13 November 2023
AUTHOR	Chief Financial Officer, Kristy Van Kuyl
RESPONSIBLE OFFICER	Chief Executive Officer, Glenda Teed
OFFICER DISCLOSURE OF INTEREST	Nil
ATTACHMENT	<ol style="list-style-type: none">1. Statement of Financial Activity - Menzies - October 2023 [14.1.1.1 - 27 pages]2. FIS - Financial Information Statement - October 2023 [14.1.1.2 - 11 pages]

SUMMARY:

To receive the Statement of Financial Activity for the period ended 31 October 2023

BACKGROUND:

Regulation 34 of the *Local Government (Financial Management) Regulations (1996)* requires a local government to prepare each month a statement of financial activity reporting on the revenue and expenditure, in the following detail:

- a. The annual budget estimates;
- b. Budget estimates to the end of the month;
- c. The actual amounts of expenditure, revenue, income to the end of the relevant month;
- d. Material variances between the comparable amounts between budget estimates to the end of the month and the year to date amount of expenditure, revenue and income to the end of the relevant month;
- e. Include the net current assets.

Regulation 35 of the *Local Government (Financial Management) Regulations (1996)* requires a local government to prepare each month a statement of financial position of the local government as at the last day of the previous month and the last day of the previous financial year.

COMMENT:

This report contains the annual budget, actual amounts of expenditure and income to the end of the month. It shows the material variances between the budget and actual amounts where they are not associated to timing differences for the purpose of keeping the Council informed of the current financial position.

CONSULTATION:

Bob Waddell and Associates

STATUTORY AUTHORITY:

Local Government (Financial Management) Regulations (1996)

Section 34 of the Act provides the requirement of the local government to prepare and provides the information a statement financial activity as at the end of the relevant month.

Section 35 of the Act provides the requirement of the local government to prepare and provides the information a statement financial position as at the end of the relevant month.

POLICY IMPLICATIONS:

There is no policy related to the subject matter.

FINANCIAL IMPLICATIONS:

There are no financial implications for this report.

RISK ASSESSMENT:

Nil

STRATEGIC IMPLICATIONS:

The Shire's Strategic Community Plan 2021-2031 outlines the following Outcome and Strategy:

Outcome
4.2 An efficient and effective organisation.



SHIRE OF MENZIES

MONTHLY FINANCIAL REPORT (Containing the Statement of Financial Activity) For the Period Ended 31 October 2023

LOCAL GOVERNMENT ACT 1995

LOCAL GOVERNMENT (FINANCIAL MANAGEMENT) REGULATIONS 1996

TABLE OF CONTENTS

Monthly Summary Information	3 - 5
Key Terms and Descriptions - Nature or Type Descriptions	6
Statement of Financial Activity by Nature or Type	7
Statement of Financial Position	8
Note 1 Adjusted Net Current Assets	9
Note 2 Cash and Financial Assets	10
Note 3 Receivables	11
Note 4 Other Current Assets	12
Note 5 Payables	13
Note 6 Rating Revenue	14
Note 7 Disposal of Assets	15
Note 8 Capital Acquisitions	16-18
Note 9 Borrowings and Financing	19
Note 10 Reserves	20
Note 11 Other Current Liabilities	21
Note 12 Operating Grants and Contributions	22
Note 15 Explanation of Material Variances	25
Note 16 Budget Amendments	26

THIS PAGE INTENTIONALLY LEFT BLANK

SHIRE OF MENZIES
MONTHLY FINANCIAL REPORT
FOR THE PERIOD ENDED 31 OCTOBER 2023

KEY INFORMATION

Items of Significance

The material variance adopted by the Shire for the 203/24 year is \$25,000 and 10%. The following selected items have been highlighted due to the amount of the variance to the budget or due to the nature of the revenue/expenditure. A full listing and explanation of all items considered of significant/material variance is disclosed in Note 15.

	% Collected / Completed	Annual Budget	YTD Budget (a)	YTD Actual (b)	Variance (Under)/Over (a-b)
New 2x1 Staff House - Building (Capital)	157%	326,691	108,896	513,161	(404,265)
New 2x1 Staff House (21-22)	52%	570,000	190,000	296,553	(106,553)
Lady Shenton/CRC Lot 41 (37) Shenton St - Building (Capital)	17%	496,486	330,988	86,567	244,421
Tjuntjuntjara Access Road (R2R 23-24)	100%	510,627	170,208	510,627	(340,419)
Tjuntjuntjarra Access Road (Indigenous Community Access Rd)	75%	320,000	106,664	241,439	(134,775)
Cutline Road Expenditure CKB	36%	3,033,000	1,011,000	1,089,250	(78,250)
Tjuntjuntjara Access Road (NoRA Supplementary Funding 22/23)					
Expenditure	93%	700,000	233,332	650,553	(417,221)
			Prior Year 31 October 2022	Current Year 31 October 2023	
Financial Position					
Adjusted Net Current Assets	60%	\$ 7,129,805	\$ 4,266,818		
Cash and Equivalent - Unrestricted	70%	\$ 6,289,196	\$ 4,420,327		
Cash and Equivalent - Restricted	114%	\$ 12,374,405	\$ 14,120,071		
Receivables - Rates	127%	\$ 1,254,683	\$ 1,594,996		
Receivables - Other	105%	\$ 206,442	\$ 217,575		
Payables	508%	\$ 337,547	\$ 1,714,050		

% Compares current ytd actuals to prior year actuals at the same time

Note: The Statements and accompanying notes are prepared based on all transactions recorded at the time of preparation and may vary due to transactions being processed for the reporting period after the date of preparation.

**SHIRE OF MENZIES
MONTHLY FINANCIAL REPORT
FOR THE PERIOD ENDED 31 OCTOBER 2023**

SUMMARY INFORMATION

PREPARATION TIMING AND REVIEW

Date prepared: All known transactions up to 31 October 2023
Prepared by: Kristy Van Kuyl (Chief Financial Officer)
Reviewed by: CEO

BASIS OF PREPARATION

REPORT PURPOSE

This report is prepared to meet the requirements of Local Government (Financial Management) Regulations 1996, Regulation 34. Note: The Statements and accompanying notes are prepared based on all transactions recorded at the time of preparation and may vary due to transactions being processed for the reporting period after the date of preparation.

BASIS OF ACCOUNTING

This statement comprises a special purpose financial report which has been prepared in accordance with Australian Accounting Standards (as they apply to local governments and not-for-profit entities), Australian Accounting Interpretations, other authoritative pronouncements of the Australian Accounting Standards Board, the Local Government Act 1995 and accompanying regulations. Material accounting policies which have been adopted in the preparation of this statement are presented below and have been consistently applied unless stated otherwise. Except for cash flow and rate setting information, the report has also been prepared on the accrual basis and is based on historical costs, modified, where applicable, by the measurement at fair value of selected non-current assets, financial assets and liabilities.

THE LOCAL GOVERNMENT REPORTING ENTITY

All Funds through which the Council controls resources to carry on its functions have been included in this statement. In the process of reporting on the local government as a single unit, all transactions and balances between those funds (for example, loans and transfers between Funds) have been eliminated. All monies held in the Trust Fund are excluded from the statement, but a separate statement of those monies appears at Note 14.

SIGNIFICANT ACCOUNTING POLICES

GOODS AND SERVICES TAX

Revenues, expenses and assets are recognised net of the amount of GST, except where the amount of GST incurred is not recoverable from the Australian Taxation Office (ATO). Receivables and payables are stated inclusive of GST receivable or payable. The net amount of GST recoverable from, or payable to, the ATO is included with receivables or payables in the statement of financial position. Cash flows are presented on a gross basis. The GST components of cash flows arising from investing or financing activities which are recoverable from, or payable to, the ATO are presented as operating cash flows.

CRITICAL ACCOUNTING ESTIMATES

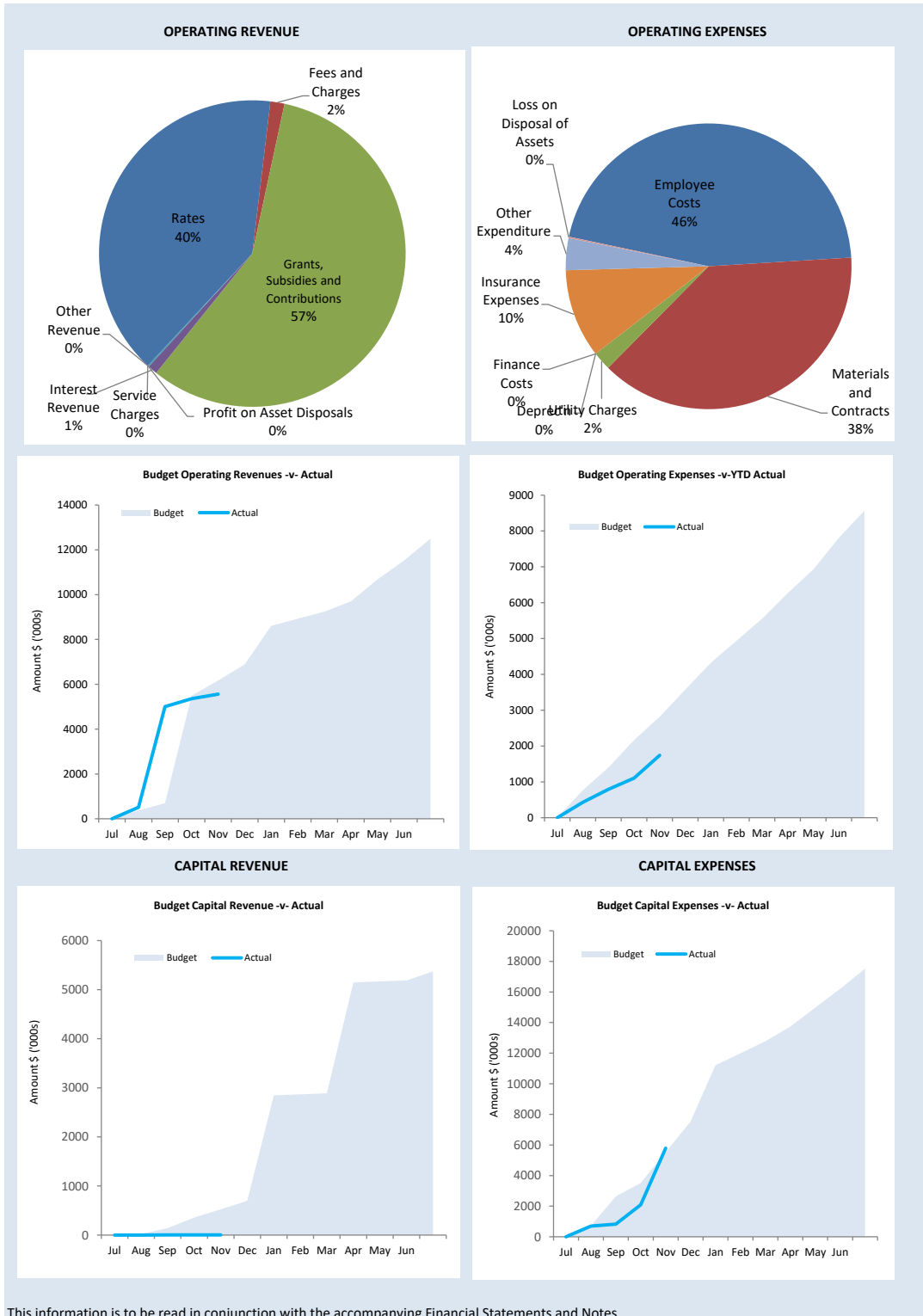
The preparation of a financial report in conformity with Australian Accounting Standards requires management to make judgements, estimates and assumptions that effect the application of policies and reported amounts of assets and liabilities, income and expenses. The estimates and associated assumptions are based on historical experience and various other factors that are believed to be reasonable under the circumstances; the results of which form the basis of making the judgements about carrying values of assets and liabilities that are not readily apparent from other sources. Actual results may differ from these estimates.

ROUNDING OFF FIGURES

All figures shown in this statement are rounded to the nearest dollar.

**SHIRE OF MENZIES
MONTHLY FINANCIAL REPORT
FOR THE PERIOD ENDED 31 OCTOBER 2023**

SUMMARY GRAPHS



SHIRE OF MENZIES**KEY TERMS AND DESCRIPTIONS****FOR THE PERIOD ENDED 31 OCTOBER 2023****NATURE OR TYPE DESCRIPTIONS****REVENUE****RATES**

All rates levied under the Local Government Act 1995. Includes general, differential, specific area rates, minimum rates, interim rates, back rates, ex-gratia rates, less discounts offered. Exclude administration fees, interest on instalments, interest on arrears and service charges.

GRANTS, SUBSIDIES AND CONTRIBUTIONS

Refer to all amounts received as grants, subsidies and contributions that are not non-operating grants.

GRANTS, SUBSIDIES AND CONTRIBUTIONS

Amounts received specifically for the acquisition, construction of new or the upgrading of non-current assets paid to a local government, irrespective of whether these amounts are received as capital grants, subsidies, contributions or donations.

PROFIT ON ASSET DISPOSAL

Profit on the disposal of assets including gains on the disposal of long term investments. Losses are disclosed under the expenditure classifications.

FEES AND CHARGEES

Revenues (other than service charges) from the use of facilities and charges made for local government services, sewerage rates, rentals, hire charges, fee for service, photocopying charges, licences, sale of goods or information, fines, penalties and administration fees. Local governments may wish to disclose more detail such as rubbish collection fees, rental of property, fines and penalties, other fees and charges.

SERVICE CHARGES

Service charges imposed under Division 6 of Part 6 of the Local Government Act 1995. Regulation 54 of the Local Government (Financial Management) Regulations 1996 identifies these as television and radio broadcasting, underground electricity and neighbourhood surveillance services. Exclude rubbish removal charges. Interest and other items of a similar nature received from bank and investment accounts, interest on rate instalments, interest on rate arrears and interest on debtors.

INTEREST REVENUE

Interest and other items of a similar nature received from bank and investment accounts, interest on rate instalments,

EXPENSES**EMPLOYEE COSTS**

All costs associate with the employment of person such as salaries, wages, allowances, benefits such as vehicle and housing, superannuation, employment expenses, removal expenses, relocation expenses, worker's compensation insurance, training costs, conferences, safety expenses, medical examinations, fringe benefit tax, etc.

MATERIALS AND CONTRACTS

All expenditures on materials, supplies and contracts not classified under other headings. These include supply of goods and materials, legal expenses, consultancy, maintenance agreements, communication expenses, advertising expenses, membership, periodicals, publications, hire expenses, rental, leases, postage and freight etc. Local governments may wish to disclose more detail such as contract services, consultancy, information technology, rental or lease expenditures.

UTILITIES (GAS, ELECTRICITY, WATER, ETC.)

Expenditures made to the respective agencies for the provision of power, gas or water. Exclude expenditures incurred for the reinstatement of roadwork on behalf of these agencies.

INSURANCE

All insurance other than worker's compensation and health benefit insurance included as a cost of employment.

LOSS ON ASSET DISPOSAL

Loss on the disposal of fixed assets.

DEPRECIATION ON NON-CURRENT ASSETS

Depreciation expense raised on all classes of assets.

FINANCE COSTS

Interest and other costs of finance paid, including costs of finance for loan debentures, overdraft accommodation and refinancing expenses.

OTHER EXPENDITURE

Statutory fees, taxes, provision for bad debts, member's fees or State taxes. Donations and subsidies made to community groups.

SHIRE OF MENZIES
STATEMENT OF FINANCIAL ACTIVITY
FOR THE PERIOD ENDED 31 OCTOBER 2023

BY NATURE

Note	Adopted Annual Budget	YTD Budget (a)	YTD Actual (b)	Var. \$ (b)-(a)	Var. % (b)-(a)/(a)	Var. ▲▼	Significant Var. \$
	\$	\$	\$	\$	%		
OPERATING ACTIVITIES							
Revenue from operating activities							
Rates	6	4,335,810	4,335,809	4,333,145	(2,665)	(0%)	▼
Grants, Subsidies and Contributions	12	558,417	151,921	289,396	137,475	90%	▲
Fees and Charges		240,205	84,700	161,948	77,248	91%	▲
Service Charges		0	0	0	0		
Interest Revenue		301,000	87,332	109,832	22,500	26%	▲
Other Revenue		30,450	10,136	15,424	5,288	52%	▲
Profit on Disposal of Assets	7	43,894	16,434	0	(16,434)	(100%)	▼
Gain FV Valuation of Assets		0	0	0	0		
		5,509,776	4,686,332	4,909,745			
Expenditure from operating activities							
Employee Costs		(2,896,464)	(884,655)	(795,378.87)	89,276	10%	▲
Materials and Contracts		(2,627,425)	(895,472)	(668,279.31)	227,193	25%	▲
Utility Charges		(110,200)	(36,656)	(36,459)	197	1%	▲
Depreciation		(2,140,427)	(713,448)	0	713,448	100%	▲
Finance Costs		(26,085)	(10,432)	0	10,432	100%	▲
Insurance Expenses		(163,583)	(54,420)	(174,934)	(120,514)	(221%)	▼
Other Expenditure		(601,711)	(216,552)	(62,966)	153,586	71%	▲
Loss on Disposal of Assets	7	0	0	(2,730)	(2,730)		▼
Loss FV Valuation of Assets		0	0	0	0		
		(8,565,893)	(2,811,635)	(1,740,747)			
Non-cash amounts excluded from operating activities							
Add back Depreciation		2,140,427	713,448	0	(713,448)	(100%)	▼
Adjust (Profit)/Loss on Asset Disposal	7	(43,894)	(16,434)	2,730	19,164	(117%)	▲
Movement in Leave Reserve (Added Back)		(2,544)	0	976	976		▲
Movement in Deferred Pensioner Rates/ESL		0	0	0	0		
Movement in Employee Benefit Provisions		0	0	0	0		
Rounding Adjustments		0	0	0	0		
Movement Due to Changes in Accounting Standards		0	0	0	0		
Loss on Asset Revaluation		0	0	0	0		
Adjustment in Fixed Assets		0	0	0	0		
		2,093,989	697,014	3,707			
Amount attributable to operating activities		(962,129)	2,571,711	3,172,704			
INVESTING ACTIVITIES							
Inflows from investing activities							
Capital Grants, Subsidies and Contributions	13	6,986,077	1,480,911	650,262	(830,649)	(56%)	▼
Proceeds from Disposal of Assets	7	80,000	16,664	3,500	(13,164)	(79%)	▼
Proceeds from financial assets at amortised cost - self supporting loans	9	0	0	0	0		
		7,066,077	1,497,575	653,762			
Outflows from investing activities							
Land Held for Resale	8	0	0	0	0		
Land and Buildings	8	(4,213,177)	(1,385,441)	(939,688)	445,753	32%	▲
Plant and Equipment	8	(800,000)	(113,500)	(468)	113,032	100%	▲
Furniture and Equipment	8	0	0	0	0		
		(14,961,005)	(4,238,752)	(3,443,119)			
Amount attributable to investing activities		(7,894,928)	(2,741,177)	(2,789,356)			
FINANCING ACTIVITIES							
Inflows from financing activities							
Proceeds from new borrowings		650,000	162,500	0	(162,500)	(100%)	▼
Transfer from Reserves	10	4,640,924	346,664	0	(346,664)	(100%)	▼
Transfer from Restricted Cash - Other		0	0	0	0		
		5,290,924	509,164	0			
Outflows from financing activities							
Repayment of borrowings	9	(53,627)	(13,406)	0	13,406	100%	▲
Payments for principal portion of lease liabilities	9	0	0	0	0		
Transfer to Reserves	10	(2,510,699)	(1,273,332)	(2,345,235)	(1,071,903)	(84%)	▼
Transfer to Restricted Cash - Other		0	0	0	0		
		(2,564,326)	(1,286,738)	(2,345,235)			
Amount attributable to financing activities		2,726,598	(777,574)	(2,345,235)			
MOVEMENT IN SURPLUS OR DEFICIT							
Surplus or deficit at the start of the financial year	1	6,130,460	6,228,705	6,228,705	0	0%	
Amount attributable to operating activities		(962,129)	2,571,711	3,172,704			
Amount attributable to investing activities		(7,894,928)	(2,741,177)	(2,789,356)			
Amount attributable to financing activities		2,726,598	(777,574)	(2,345,235)			
Surplus or deficit at the end of the financial year	1	1	5,281,665	4,266,818			

▲ ▼ Indicates a variance between Year to Date (YTD) Budget and YTD Actual data as per the adopted materiality threshold.

Refer to Note 15 for an explanation of the reasons for the variance.

The material variance adopted by Council for the 2023/24 year is \$25,000 and 10%.

This statement is to be read in conjunction with the accompanying Financial Statements and notes.

SHIRE OF MENZIES
STATEMENT OF FINANCIAL POSITION
FOR THE PERIOD ENDED 31 OCTOBER 2023

	30 June 2023	31 October 2023
	\$	\$
CURRENT ASSETS		
Cash and cash equivalents	17,795,820	18,540,397
Trade and other receivables	488,087	1,508,442
Inventories	17,234	17,234
Contract assets	813,398	813,398
TOTAL CURRENT ASSETS	19,114,539	20,879,472
NON-CURRENT ASSETS		
Trade and other receivables	506	506
Other financial assets	19,451	19,451
Property, plant and equipment	12,032,928	12,966,853
Infrastructure	173,846,812	176,349,776
TOTAL NON-CURRENT ASSETS	185,899,697	189,336,585
TOTAL ASSETS	205,014,236	210,216,057
CURRENT LIABILITIES		
Trade and other payables	291,691	1,735,254
Other liabilities	868,495	807,492
Employee related provisions	161,180	161,180
TOTAL CURRENT LIABILITIES	1,321,366	2,703,927
NON-CURRENT LIABILITIES		
Employee related provisions	50,641	50,641
TOTAL NON-CURRENT LIABILITIES	50,641	50,641
TOTAL LIABILITIES	1,372,007	2,754,568
NET ASSETS	203,642,229	207,461,489
EQUITY		
Retained surplus	27,086,972	28,560,997
Reserve accounts	11,774,836	14,120,071
Revaluation surplus	164,780,422	164,780,422
TOTAL EQUITY	203,642,229	207,461,489

This statement is to be read in conjunction with the accompanying notes.

SHIRE OF MENZIES

NOTES TO THE STATEMENT OF FINANCIAL ACTIVITY

FOR THE PERIOD ENDED 31 OCTOBER 2023

OPERATING ACTIVITIES

NOTE 1

ADJUSTED NET CURRENT ASSETS

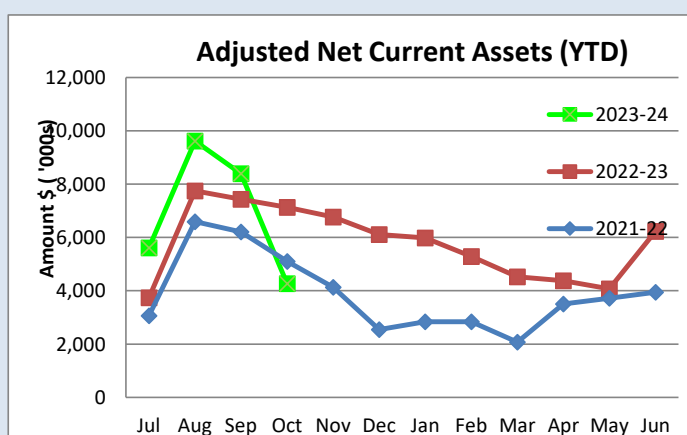
Adjusted Net Current Assets	Note	Last Years Closing 30/06/2023	This Time Last Year 31/10/2022	Year to Date Actual 31/10/2023
		\$	\$	\$
Current Assets				
Cash Unrestricted	2	6,020,984	6,289,196	4,420,327
Cash Restricted - Reserves	2	11,774,836	12,374,405	14,120,071
Cash Restricted - Bonds & Deposits	2	0	0	0
Receivables - Rates	3	518,992	1,254,683	1,594,996
Receivables - Other	3	273,224	206,442	217,575
Impairment of Receivables	3	(304,129)	(377,062)	(304,129)
Other Assets Other Than Inventories	4	813,398	393,829	813,398
Inventories	4	17,234	16,438	17,234
		19,114,539	20,157,931	20,879,472
Less: Current Liabilities				
Payables	5	(276,645)	(337,547)	(1,714,050)
Contract Liabilities	11	(868,495)	(1,299,803)	(807,492)
Bonds & Deposits	14	(15,046)	(15,356)	(21,205)
Loan and Lease Liability	9	0	0	0
Provisions	11	(161,180)	(207,824)	(161,180)
		(1,321,366)	(1,860,530)	(2,703,927)
Less: Cash Reserves	10	(11,774,836)	(11,374,405)	(14,120,071)
Add Back: Component of Leave Liability not Required to be funded		210,368	206,810	211,344
Add Back: Loan and Lease Liability		0	0	0
Less : Loan Receivable - clubs/institutions		0	0	0
Net Current Funding Position		6,228,705	7,129,805	4,266,818

SIGNIFICANT ACCOUNTING POLICIES

Please see Note 1(a) for information on significant accounting policies relating to Net Current Assets.

KEY INFORMATION

The amount of the adjusted net current assets at the end of the period represents the actual surplus (or deficit if the figure is a negative) as presented on the Rate Setting Statement.



This Year YTD

Surplus(Deficit)

\$4.27 M

Last Year YTD

Surplus(Deficit)

\$7.13 M

SHIRE OF MENZIES

NOTES TO THE STATEMENT OF FINANCIAL ACTIVITY
FOR THE PERIOD ENDED 31 OCTOBER 2023

OPERATING ACTIVITIES
NOTE 2
CASH AND FINANCIAL ASSETS


	Unrestricted	Restricted Reserves	Restricted Muni	Total Amount	Institution	Interest Rate	Maturity Date
	\$	\$	\$	\$			
Cash on Hand							
Cash On Hand - Admin	830	0	0	830	Cash on Hand	Nil	On Hand
At Call Deposits							
Municipal Bank Account	1,364,838	0	0	1,364,838	NAB	1.250%	Ongoing
Reserve Bank Account		14,120,071		14,120,071	NAB	1.250%	Ongoing
Trust Cash at Bank			0	0	NAB		
Term Deposits							
Municipal Maximiser Investment Account	3,054,659	0	0	3,054,659	NAB	1.250%	Ongoing
Investments							
Total	4,420,327	14,120,071	0	18,540,397			

SIGNIFICANT ACCOUNTING POLICIES

Cash and cash equivalents include cash on hand, cash at bank, deposits available on demand with banks and other short term highly liquid investments that are readily convertible to known amounts of cash and which are subject to an insignificant risk of changes in value and bank overdrafts. Bank overdrafts are reported as short term borrowings in current liabilities in the statement of financial position.

KEY INFORMATION

Cash and cash equivalents include cash on hand, cash at bank, deposits available on demand with banks and other short term highly liquid investments that are readily convertible to known amounts of cash and which are subject to an insignificant risk of changes in value and bank overdrafts. Bank overdrafts are reported as short term borrowings in current liabilities in the statement of financial position.



Total Cash	Unrestricted
\$18.54 M	\$14.12 M

SHIRE OF MENZIES

NOTES TO THE STATEMENT OF FINANCIAL ACTIVITY
FOR THE PERIOD ENDED 31 OCTOBER 2023

OPERATING ACTIVITIES
NOTE 3
RECEIVABLES

Receivables - Rates & Rubbish	30 June 2023	31 Oct 23
	\$	\$
Opening Arrears Previous Years	594,451	519,498
Levied this year	4,191,359	4,345,896
Less Collections to date	(4,266,313)	(3,269,892)
Equals Current Outstanding	519,498	1,595,502
Net Rates Collectable	519,498	1,595,502
% Collected	89.15%	67.21%

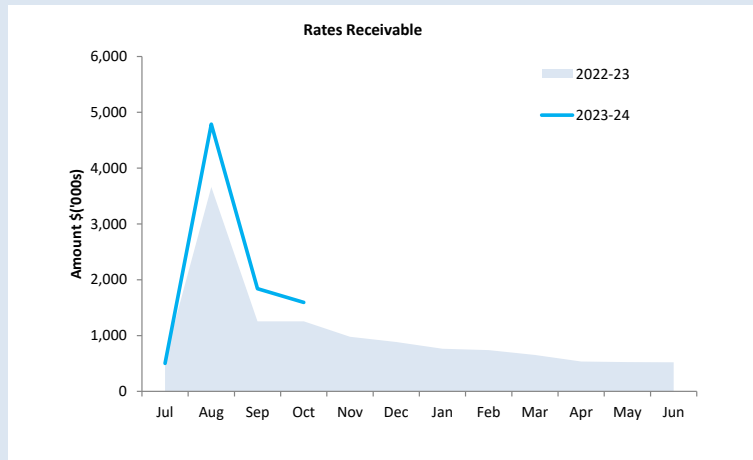
Receivables - General	Current	30 Days	60 Days	90+ Days	Total
	\$	\$	\$	\$	\$
Receivables - General	15,382	2,590	0	5,838	23,810
Percentage	65%	11%	0%	25%	
Balance per Trial Balance					
Sundry Debtors					23,810
Impairment of Receivables					(304,129)
Receivables - Other					193,765
Total Receivables General Outstanding					(86,554)
Amounts shown above include GST (where applicable)					

KEY INFORMATION

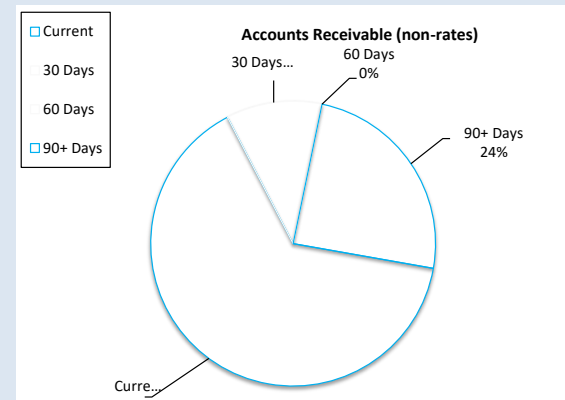
Trade and other receivables include amounts due from ratepayers for unpaid rates and service charges and other amounts due from third parties for goods sold and services performed in the ordinary course of business.

SIGNIFICANT ACCOUNTING POLICIES

Trade and other receivables include amounts due from ratepayers for unpaid rates and service charges and other amounts due from third parties for goods sold and services performed in the ordinary course of business. Receivables expected to be collected within 12 months of the end of the reporting period are classified as current assets. All other receivables are classified as non-current assets. Collectability of trade and other receivables is reviewed on an ongoing basis. Debts that are known to be uncollectible are written off when identified. An allowance for doubtful debts is raised when there is objective evidence that they will not be collectible.



Collected	Rates Due
67%	\$1,595,502



Debtors Due
-\$86,554
Over 30 Days
35%
Over 90 Days
25%

SHIRE OF MENZIES
NOTES TO THE STATEMENT OF FINANCIAL ACTIVITY
FOR THE PERIOD ENDED 31 OCTOBER 2023

OPERATING ACTIVITIES
NOTE 4
OTHER CURRENT ASSETS

	Opening Balance 1 Jul 2023	Asset Increase	Asset Reduction	Closing Balance 31 Oct 2023
Other Current Assets	\$	\$	\$	\$
Inventory				
Fuel, Oil & Materials on hand	17,234	0	0	17,234
Contract assets				
Contract assets	813,398	0	0	813,398
Total Other Current assets				830,632
Amounts shown above include GST (where applicable)				

KEY INFORMATION

Other financial assets at amortised cost

The Shire classifies financial assets at amortised cost if both of the following criteria are met:

- the asset is held within a business model whose objective is to collect the contractual cashflows, and
- the contractual terms give rise to cash flows that are solely payments of principal and interest.

Inventory

Inventories are measured at the lower of cost and net realisable value.

Net realisable value is the estimated selling price in the ordinary course of business less the estimated costs of completion and the estimated costs necessary to make the sale.

Land held for resale

Land held for development and resale is valued at the lower of cost and net realisable value. Cost includes the cost of acquisition, development, borrowing costs and holding costs until completion of development. Borrowing costs and holding charges incurred after development is completed are expensed.

Gains and losses are recognised in profit or loss at the time of signing an unconditional contract of sale if significant risks and rewards, and effective control over the land, are passed onto the buyer at this point.

Land held for resale is classified as current except where it is held as non-current based on the Council's intentions to release for sale.

CONTRACT ASSETS

A contract asset is the right to consideration in exchange for goods or services the entity has transferred to a customer when that right is conditioned on something other than the passage of time.

SHIRE OF MENZIES
NOTES TO THE STATEMENT OF FINANCIAL ACTIVITY
FOR THE PERIOD ENDED 31 OCTOBER 2023

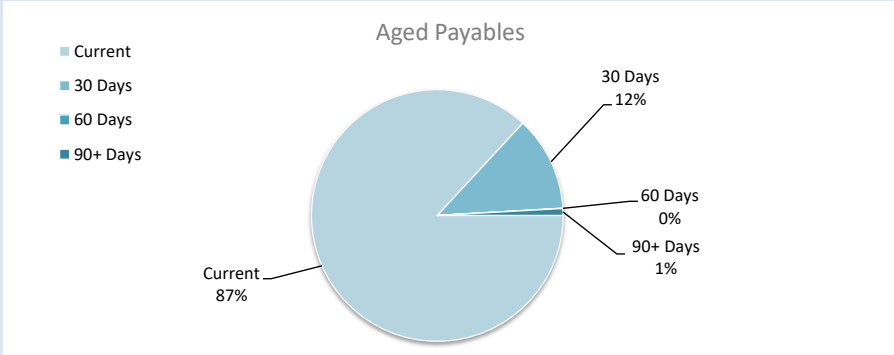
OPERATING ACTIVITIES
NOTE 5
Payables

Payables - General	Current	30 Days	60 Days	90+ Days	Total
	\$	\$	\$	\$	\$
Payables (Sundry Creditors) - General	1,081,241	151,632	534	10,946	1,244,353
Percentage	86.9%	12.2%	0%	0.9%	
Balance per Trial Balance					
Sundry creditors - General					1,575,206
ATO liabilities					64,767
Other accruals/payables					43,532
Prepaid rates					18,835
Total Payables General Outstanding					1,714,050

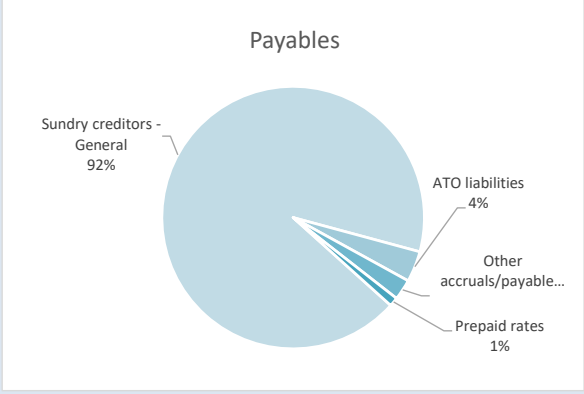
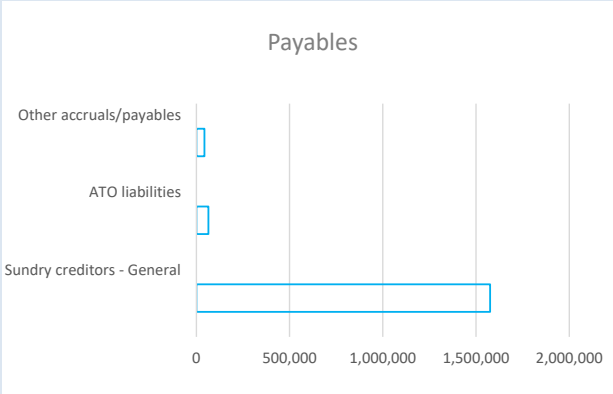
Amounts shown above include GST (where applicable)

KEY INFORMATION

Trade and other payables represent liabilities for goods and services provided to the Shire that are unpaid and arise when the Shire becomes obliged to make future payments in respect of the purchase of these goods and services. The amounts are unsecured, are recognised as a current liability and are normally paid within 30 days of recognition.



Creditors Due
\$1,714,050
Over 30 Days
13%
Over 90 Days
0.9%



SHIRE OF MENZIES

NOTES TO THE STATEMENT OF FINANCIAL ACTIVITY

FOR THE PERIOD ENDED 31 OCTOBER 2023

OPERATING ACTIVITIES

NOTE 6

RATE REVENUE

RATE TYPE	Budget						YTD Actual				
	Rate in	Number of Properties	Rateable Value	Rate Revenue	Interim Rate	Back Rate	Total Revenue	Rate Revenue	Interim Rates	Back Rates	Total Revenue
	\$		\$	\$	\$	\$	\$	\$	\$	\$	\$
Differential General Rate											
Gross rental valuations											
Vacant and improved	0.089400	36	1,716,320.00	153,439.00	0.00	0.00	153,439	153,439.00	5,006.40	4,995.20	163,440.60
Non Rateable	0.000000	38	2,781.00	0.00	0.00	0.00	0	0.00	0.00	0.00	0.00
Unimproved valuations											
Mining	0.163934	231	18,903,738.00	3,098,965.00	0.00	0.00	3,098,965	3,098,965.39	26,266.34	2,826.76	3,128,058.49
Exploration and Prospecting	0.147548	557	5,449,383.00	804,046.00	0.00	0.00	804,046	804,045.58	(39,371.67)	(2,303.05)	762,370.86
Pastoral and Other	0.085300	88	999,953.00	85,296.00	0.00	0.00	85,296	85,295.99	(511.80)	(300.42)	84,483.77
Non-Rateable			63,326.00				0	0.00	1,370.20	(643.42)	726.78
Sub-Totals		950	27,135,501.00	4,141,746.00	0.00	0.00	4,141,746	4,141,745.96	(7,240.53)	4,575.07	4,139,080.50
Minimum Payment											
Gross rental valuations											
Vacant and improved	200	211	48,774.00	42,200.00	0.00	0.00	42,200	42,200.00	0.00	0.00	42,200.00
					0.00	0.00	0		0.00	0.00	0.00
Unimproved valuations											
Mining	328	59	56,615.00	19,352.00	0.00	0.00	19,352	19,352.00	0.00	0.00	19,352.00
Exploration and Prospecting	328	394	465,000.00	129,232.00	0.00	0.00	129,232	129,232.00	0.00	0.00	129,232.00
Pastoral and Other	328	10	18,965.00	3,280.00	0.00	0.00	3,280	3,280.00	0.00	0.00	3,280.00
				0.00	0.00	0.00	0	0.00	0.00	0.00	0.00
				0.00	0.00	0.00	0	0.00	0.00	0.00	0.00
Sub-Totals		674	589,354.00	194,064.00	0.00	0.00	194,064	194,064.00	0.00	0.00	194,064.00
		1,624	27,724,855.00	4,335,810.00	0.00	0.00	4,335,810	4,335,809.96	(7,240.53)	4,575.07	4,333,144.50
Discounts							0				0.00
Concession							0				0.00
Amount from General Rates							4,335,810				4,333,144.50
Ex-Gratia Rates							0				0.00
Movement in Excess Rates							0				0.00
Specified Area Rates							0				0.00
Total Rates							4,335,810				4,333,144.50

SHIRE OF MENZIES

NOTES TO THE STATEMENT OF FINANCIAL ACTIVITY

FOR THE PERIOD ENDED 31 OCTOBER 2023

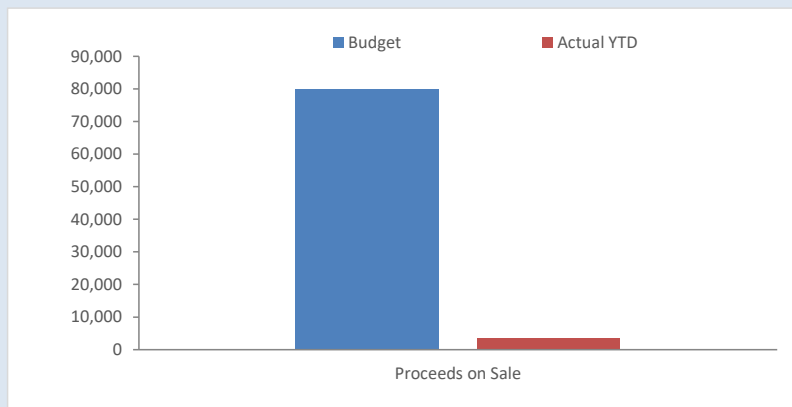
OPERATING ACTIVITIES

NOTE 7

DISPOSAL OF ASSETS

Asset Number	Asset Description	Amended Budget				YTD Actual			
		Net Book Value	Proceeds	Profit	(Loss)	Net Book Value	Proceeds	Profit	(Loss)
	Plant and Equipment	\$	\$	\$	\$	\$	\$	\$	\$
83	Toyota Prado Dsl Wagon 1Mn, P0230	8,912	50,000	41,088		0	0		
	P0207 Hino 300 Series 816 Medium Auto Rubbish								
515	Truck - Mn963	27,194	30,000	2,806		0	0		
541	Auto Tyre Changer	0	0			6,230	3,500		(2,730)
		36,106	80,000	43,894	0	6,230	3,500	0	(2,730)

KEY INFORMATION



Proceeds on Sale		
Budget	YTD Actual	%
\$80,000	\$3,500	4%

SHIRE OF MENZIES
 NOTES TO THE STATEMENT OF FINANCIAL ACTIVITY
 FOR THE PERIOD ENDED 31 OCTOBER 2023

INVESTING ACTIVITIES
 NOTE 8
 CAPITAL ACQUISITIONS

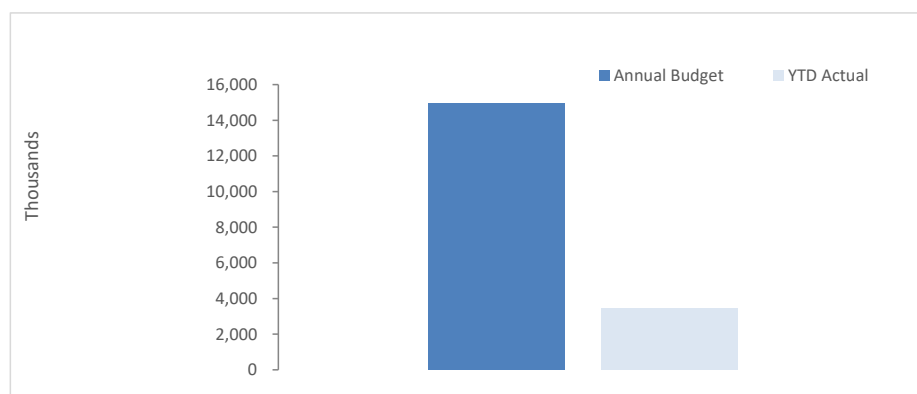
Capital Acquisitions	Annual	Amended Budget		Total	Variance
	\$	\$	\$	\$	\$
Land Held for Resale	0	0	0	0	0
Land and Buildings	4,213,177	1,385,441	4,213,177	939,688	(445,753)
Equipment on Reserves	0	0	0	0	0
Plant and Equipment	800,000	113,500	800,000	468	(113,032)
Motor Vehicles	0	0	0	0	0
Furniture and Equipment	0	0	0	0	0
Infrastructure Assets - Roads	7,574,541	2,262,169	7,574,541	2,491,868	229,699
Infrastructure Assets - Footpaths	50,000	16,664	50,000	0	(16,664)
Infrastructure Assets - Parks and Ovals	0	0	0	0	0
Infrastructure Assets - Other	2,323,287	460,978	2,323,287	11,095	(449,883)
Capital Expenditure Totals	14,961,005	4,238,752	14,961,005	3,443,119	(795,633)
Capital acquisitions funded by:					
	\$	\$	\$	\$	\$
Capital Grants and Contributions	6,986,077	1,480,911	6,986,077	650,262	(830,649)
Borrowings	650,000	162,500	650,000	0	(162,500)
Other (Disposals & C/Fwd)	80,000	16,664	80,000	3,500	(13,164)
Council contribution - Cash Backed Reserves					
Various Reserves	4,640,924	346,664	4,640,924	0	(346,664)
Council contribution - operations	2,604,004	2,232,013	2,604,004	2,789,356	557,343
Capital Funding Total	14,961,005	4,238,752	14,961,005	3,443,119	(795,633)

SIGNIFICANT ACCOUNTING POLICIES

KEY INFORMATION

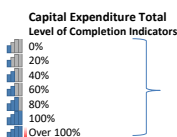
All assets are initially recognised at cost. Cost is determined as the fair

Acquisitions	Annual Budget	YTD Actual	% Spent
	\$14.96 M	\$3.44 M	23%
Capital Grant	Annual Budget	YTD Actual	% Received
	\$6.99 M	\$.65 M	9%



SHIRE OF MENZIES
NOTES TO THE STATEMENT OF FINANCIAL ACTIVITY
FOR THE PERIOD ENDED 31 OCTOBER 2023

INVESTING ACTIVITIES
NOTE 8
CAPITAL ACQUISITIONS

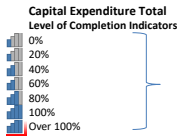


Percentage YTD Actual to Annual Budget
Expenditure over budget highlighted in red.

% of Completion	Level of completion indicator, please see table at the top of this note for further detail.	Account Number	Balance Sheet Category	Job Number	Adopted		Amended		Variance (Under)/Over	
					Annual Budget	Annual Budget	YTD Budget	Total YTD		
					\$	\$	\$	\$	\$	
Assets										
Land										
Economic Services										
0.00		Lot 500-502 (56) Wilson St - Land (Capital)	4130809	508	LC001	(64,000)	(64,000)	(63,999)	0	63,999
0.00		Lot 9 (54) Shenton Street - Land (Capital)	4130809	508	LC002	(12,000)	(12,000)	(12,000)	0	12,000
Total - Economic Services						(76,000)	(76,000)	(75,999)	0	75,999
0.00		Total - Land				(76,000)	(76,000)	(75,999)	0	75,999
Buildings										
Education & Welfare										
0.00		Community Shed	4080410	510	BC060A	(300,000)	(300,000)	(100,000)	0	100,000
Total - Education & Welfare						(300,000)	(300,000)	(100,000)	0	100,000
Housing										
1.57		New 2x1 Staff House - Building (Capital)	4090110	510	BC010	(326,691)	(326,691)	(108,896)	(513,161)	(404,265)
0.52		New 2x1 Staff House (21-22)	4090110	510	BC011	(570,000)	(570,000)	(190,000)	(296,553)	(106,553)
0.00		Old Post Office House Lot 102 (33) Walsh St - Building (Capital)	4090210	510	BC020	(894,000)	(894,000)	0	0	0
0.03		GROH House 4x2	4090210	510	BC023	(700,000)	(700,000)	(233,333)	(17,965)	215,368
0.03		GROH House 2x1	4090210	510	BC024	(550,000)	(550,000)	(183,333)	(17,815)	165,518
Total - Housing						(3,040,691)	(3,040,691)	(715,562)	(845,495)	(129,933)
Recreation And Culture										
0.00		Town Hall (Hall) - Building (Capital)	4110110	510	BC026	(100,000)	(100,000)	(33,332)	0	33,332
Total - Recreation And Culture						(100,000)	(100,000)	(33,332)	0	33,332
Economic Services										
0.00		Building not specified	4130210	510	BC000	(100,000)	(100,000)	(33,332)	0	33,332
0.17		Lady Shenton/CRC Lot 41 (37) Shenton St - Building (Capital)	4130210	510	BC028	(496,486)	(496,486)	(330,988)	(86,567)	244,421
Total - Economic Services						(596,486)	(596,486)	(364,320)	(86,567)	277,753
Other Property & Services										
0.08		Town Hall (Admin) - Building (Capital)	4140210	510	BC027	(100,000)	(100,000)	(96,228)	(7,626)	88,602
Total - Other Property & Services						(100,000)	(100,000)	(96,228)	(7,626)	88,602
0.23		Total - Buildings				(4,137,177)	(4,137,177)	(1,309,442)	(939,688)	369,754
Plant & Equipment										
Governance										
0.00		Administration Communications Equipment	4040230	530	C0141	(15,000)	(15,000)	(5,000)	0	5,000
0.00		Software and IT Systems	4040230	530	C0142	(100,000)	(100,000)	0	0	0
0.00		Vehicle Replacement CEO	4040230	530	CP001	(80,000)	(80,000)	(80,000)	0	80,000
Total - Governance						(195,000)	(195,000)	(85,000)	0	85,000
Other Law, Order & Public Safety										
0.01		LRCI Menzies CCTV Expenditure	4050330	530	LRC0118	(90,000)	(90,000)	(22,500)	(468)	22,032
Total - Other Law, Order & Public Safety						(90,000)	(90,000)	(22,500)	(468)	22,032
Transport										
0.00		Minor Plant Purchases	4120330	530	C0127	(15,000)	(15,000)	(6,000)	0	6,000
0.00		Rubbish Truck with Compactor	4120330	530	CP006	(340,000)	(340,000)	0	0	0
0.00		Trailer for Accommodation (23/24)	4120330	530	C1220	(160,000)	(160,000)	0	0	0
Total - Transport						(515,000)	(515,000)	(6,000)	0	6,000
0.00		Total - Plant & Equipment				(800,000)	(800,000)	(113,500)	(468)	113,032
Infrastructure - Roads										
Transport										
0.00		Program Reseal	4120140	540	C1213	(250,000)	(250,000)	(83,332)	0	83,332
0.00		Grids Capital	4120140	540	GRIDCAP	(100,000)	(100,000)	(33,332)	0	33,332
0.00		Niagara Dam Rd (Capital)	4120141	540	RC059	(200,000)	(200,000)	0	0	0
0.00		Kookynie Malcom Rd (Capital)	4120142	540	RC038	(300,000)	(300,000)	0	0	0
0.00		Tjuntjunjarra Access Rd (Capital)	4120142	540	RC049	(300,000)	(300,000)	(100,000)	0	100,000
0.00		Tjuntjunjarra Internal Roads Program (20-21)	4120142	540	RC249	(250,000)	(250,000)	0	0	0
1.00		Tjuntjunjarra Access Road (R2R 23-24)	4120146	540	R2R049D	(510,627)	(510,627)	(170,208)	(510,627)	(340,419)
0.00		Yarri Road (RRG 21-22)	4120150	540	RRG039A	(38,000)	(38,000)	0	0	0
0.00		Tjuntjunjarra Access Rd (RRG)	4120150	540	RRG049	(80,000)	(80,000)	(26,664)	0	26,664
0.00		Menzies North West (RRG 23/24)	4120151	540	RRG007F	(624,000)	(624,000)	(208,000)	0	208,000
0.00		Evanston - Menzies Road (RRG 23/24)	4120151	540	RRG008B	(81,000)	(81,000)	(27,000)	0	27,000
0.00		Riverina - Snake Hill Road (RRG 23/24)	4120151	540	RRG013A	(490,000)	(490,000)	(163,333)	0	163,333
0.00		Kookynie - Malcom Road (RRG 23/24)	4120151	540	RRG038A	(297,914)	(297,914)	(99,304)	0	99,304
0.75		Tjuntjunjarra Access Road (Indigenous Community Access Rd)	4120164	540	ICA049	(320,000)	(320,000)	(106,664)	(241,439)	(134,775)
0.36		Cutline Road Expenditure CKB	4120164	540	ICA050	(3,033,000)	(3,033,000)	(1,011,000)	(1,089,250)	(78,250)
0.93		Tjuntjunjarra Access Road (NoRA Supplementary Funding 22/23) E	4120164	540	NORA049	(700,000)	(700,000)	(233,332)	(650,553)	(417,221)
Total - Transport						(7,574,541)	(7,574,541)	(2,262,169)	(2,491,868)	(229,699)
0.33		Total - Infrastructure - Roads				(7,574,541)	(7,574,541)	(2,262,169)	(2,491,868)	(229,699)

SHIRE OF MENZIES
NOTES TO THE STATEMENT OF FINANCIAL ACTIVITY
FOR THE PERIOD ENDED 31 OCTOBER 2023

INVESTING ACTIVITIES
NOTE 8
CAPITAL ACQUISITIONS



Percentage YTD Actual to Annual Budget
Expenditure over budget highlighted in red.

% of Completion	Level of completion indicator, please see table at the top of this note for further detail.	Account Number	Balance Sheet Category	Job Number	Adopted		Amended		Variance (Under)/Over
					Annual Budget	Annual Budget	YTD Budget	Total YTD	
					\$	\$	\$	\$	\$
Assets									
Infrastructure - Footpaths									
Transport									
0.00					(50,000)	(50,000)	(16,664)	0	16,664
					(50,000)	(50,000)	(16,664)	0	16,664
0.00					(50,000)	(50,000)	(16,664)	0	16,664
Infrastructure - Other									
Community Amenities									
0.06					(143,350)	(143,350)	(35,837)	(8,695)	27,142
					(143,350)	(143,350)	(35,837)	(8,695)	27,142
Recreation And Culture									
0.00					(150,000)	(150,000)	(50,000)	0	50,000
0.00					(863,223)	(863,223)	(287,741)	0	287,741
					(1,013,223)	(1,013,223)	(337,741)	0	337,741
Transport									
0.00					(50,000)	(50,000)	(16,664)	0	16,664
0.00					(50,000)	(50,000)	0	0	0
0.00					(10,000)	(10,000)	(2,088)	0	2,088
					(110,000)	(110,000)	(18,752)	0	18,752
Economic Services									
0.00					(850,762)	(850,762)	0	0	0
0.01					(205,952)	(205,952)	(68,648)	(2,400)	66,248
					(1,056,714)	(1,056,714)	(68,648)	(2,400)	66,248
0.00					(2,323,287)	(2,323,287)	(460,978)	(11,095)	449,883
0.23					(14,961,005)	(14,961,005)	(4,238,752)	(3,443,119)	795,633

SHIRE OF MENZIES
 NOTES TO THE STATEMENT OF FINANCIAL ACTIVITY
 FOR THE PERIOD ENDED 31 OCTOBER 2023

FINANCING ACTIVITIES
 NOTE 9
 LOAN DEBENTURE BORROWINGS AND FINANCING

(a) Information on Loan Debenture Borrowings

Movement in borrowings and interest between the beginning and the end of the current financial year.

Particulars/Purpose	01 Jul 2023	New Loans			Principal Repayments			Principal Outstanding			Interest & Guarantee Fee Repayments		
		Actual	Amended Budget	Adopted Budget	Actual	Amended Budget	Adopted Budget	Actual	Amended Budget	Adopted Budget	Actual	Amended Budget	Adopted Budget
		\$	\$	\$	\$	\$	\$	\$	\$	\$	\$	\$	\$
Housing													
GROH House Construction x 2	0	0	650,000	650,000	0	53,627	53,627	0	596,373	596,373	0	26,085	26,085
Total	0	0	650,000	650,000	0	53,627	53,627	0	596,373	596,373	0	26,085	26,085
Current loan borrowings		0						0					
Non-current loan borrowings		0						0					
		0						0					
Current financing borrowings		0						0					

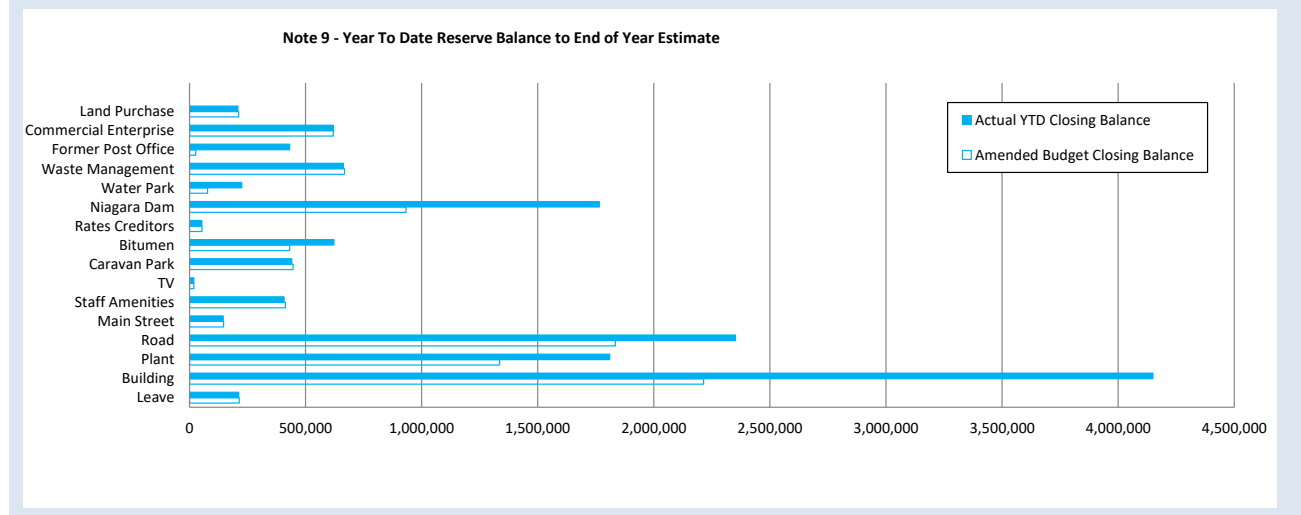
SHIRE OF MENZIES
 NOTES TO THE STATEMENT OF FINANCIAL ACTIVITY
 FOR THE PERIOD ENDED 31 OCTOBER 2023

OPERATING ACTIVITIES
 NOTE 10
 CASH BACKED RESEVES

Cash Backed Reserve

Reserve Name	Opening Balance	Amended Budget Interest Earned	Actual Interest Earned	Amended Budget Transfers In (+)	Actual Transfers In (+)	Amended Budget Transfers Out (-)	Actual Transfers Out (-)	Amended Budget Closing Balance	Actual YTD Closing Balance
	\$	\$	\$	\$	\$	\$	\$	\$	\$
Leave	210,368	3,930	976	0	0	0	0	214,298	211,344
Building	3,234,402	60,431	14,976	900,000	900,000	(1,980,162)	0	2,214,671	4,149,378
Plant	1,801,730	33,663	8,344	0	0	(500,000)	0	1,335,393	1,810,074
Road	2,340,514	43,730	10,842	0	0	(550,000)	0	1,834,244	2,351,356
Main Street	144,086	2,692	665	0	0	0	0	146,778	144,751
Staff Amenities	405,535	7,577	1,876	0	0	0	0	413,112	407,411
TV	18,354	343	87	0	0	0	0	18,697	18,442
Caravan Park	438,455	8,192	2,029	0	0	0	0	446,647	440,484
Bitumen	619,404	11,573	2,869	0	0	(200,000)	0	430,977	622,273
Rates Creditors	52,454	980	245	0	0	0	0	53,434	52,699
Niagara Dam	1,274,702	23,816	5,906	484,750	484,750	(850,762)	0	932,506	1,765,358
Water Park	223,733	4,180	1,036	0	0	(150,000)	0	77,913	224,770
Waste Management	361,054	6,746	1,674	300,000	300,000	0	0	667,800	662,728
Former Post Office	429,193	8,019	1,991	0	0	(410,000)	0	27,212	431,184
Commercial Enterprise	13,221	247	60	605,949	605,949	0	0	619,417	619,230
Land Purchase	207,630	3,881	960	0	0	0	0	211,511	208,590
	11,774,836	220,000	54,536	2,290,699	2,290,699	(4,640,924)	0	9,644,611	14,120,071

KEY INFORMATION



SHIRE OF MENZIES
NOTES TO THE STATEMENT OF FINANCIAL ACTIVITY
FOR THE PERIOD ENDED 31 OCTOBER 2023

OPERATING ACTIVITIES
NOTE 11
OTHER CURRENT LIABILITIES

Other Current Liabilities	Note	Opening Balance 1 Jul 2023	Liability Increase	Liability Reduction	Closing Balance 31 Oct 2023
		\$	\$	\$	\$
Other Liabilities					
- Contract liabilities	12	75,501	39,734	(6,368)	108,868
- Capital grant/contribution liabilities	13	792,994	555,893	(650,262)	698,625
Total other liabilities		868,495	595,627	(656,630)	807,492
Employee Related Provisions					
Annual leave		124,637	0	0	124,637
Long service leave		36,543	0	0	36,543
Total Provisions		161,180	0	0	161,180
Total Other Current Liabilities					968,672
Amounts shown above include GST (where applicable)					

KEY INFORMATION

PROVISIONS

Provisions are recognised when the Shire has a present legal or constructive obligation, as a result of past events, for which it is probable that an outflow of economic benefits will result and that outflow can be reliably measured.

Provisions are measured using the best estimate of the amounts required to settle the obligation at the end of the reporting period.

EMPLOYEE RELATED PROVISIONS

Short-term employee benefits

Provision is made for the Shire's obligations for short-term employee benefits. Short-term employee benefits are benefits (other than termination benefits) that are expected to be settled wholly before 12 months after the end of the annual reporting period in which the employees render the related service, including wages, salaries and sick leave. Short-term employee benefits are measured at the (undiscounted) amounts expected to be paid when the obligation is settled.

The Shire's obligations for short-term employee benefits such as wages, salaries and sick leave are recognised as a part of current trade and other payables in the calculation of net current assets.

Other long-term employee benefits

The Shire's obligations for employees' annual leave and long service leave entitlements are recognised as provisions in the statement of financial position.

Long-term employee benefits are measured at the present value of the expected future payments to be made to employees. Expected future payments incorporate anticipated future wage and salary levels, durations of service and employee departures and are discounted at rates determined by reference to market yields at the end of the reporting period on government bonds that have maturity dates that approximate the terms of the obligations. Any remeasurements for changes in assumptions of obligations for other long-term employee benefits are recognised in profit or loss in the periods in which the changes occur. The Shire's obligations for long-term employee benefits are presented as non-current provisions in its statement of financial position, except where the Shire does not have an unconditional right to defer settlement for at least 12 months after the end of the reporting period, in which case the

CAPITAL GRANT/CONTRIBUTION LIABILITIES

Grants to acquire or construct recognisable non-financial assets to identified specifications be constructed to be controlled by the Shire are recognised as a liability until such time as the Shire satisfies its obligations under the agreement.

SHIRE OF MENZIES
NOTES TO THE STATEMENT OF FINANCIAL ACTIVITY
FOR THE PERIOD ENDED 31 OCTOBER 2023

NOTE 12
GRANTS, SUBSIDIES AND CONTRIBUTIONS

Provider	Unspent Grant, Subsidies and Contributions Liability					Grants, Subsidies and Contributions Revenue			
	Liability 1 Jul 2023	Increase in Liability	Liability Reduction (As revenue)	Liability 31 Oct 2023	Current Liability 31 Oct 2023	Adopted Budget Revenue	Amended Annual Budget	Amended YTD Budget	YTD Actual Revenue
	\$	\$	\$	\$	\$	\$	\$	\$	\$
Grants and Subsidies									
General purpose funding									
Grants Commission - General (WALGGC)	0	0	0	0	0	87,722	87,722	0	18,494
Grants Commission - Roads (WALGGC)	0	0	0	0	0	46,788	46,788	0	12,542
Law, order, public safety									
DFES Grant - Operating Bush Fire Brigade	3,369	0	(2,766)	603	603	8,000	8,000	2,664	2,766
Transport									
Direct Grant (MRWA)	0	0	0	0	0	190,000	190,000	63,332	230,243
Street Lighting Subsidy (MRWA)	0	0	0	0	0	1,713	1,713	568	0
LRCIP Grant - Menzies Town Greening	46,460	0	0	46,460	46,460	96,460	96,460	24,115	0
Economic services									
WACRN Community Resource Centre Grant	0	0	0	0	0	80,000	80,000	40,000	0
DSS Community Hub Grant	4,376	39,734	(3,601)	40,509	40,509	39,734	39,734	13,244	3,601
	54,205	39,734	(6,368)	87,572	87,572	550,417	550,417	143,923	267,646
Contributions									
Recreation and culture									
Menzies Discovery Day Contributions	0	0	0	0	0	8,000	8,000	7,998	21,750
Economic services									
INDUE Cashless Debit Card Contribution	21,296	0	0	21,296	21,296	0	0	0	0
	21,296	0	0	21,296	21,296	8,000	8,000	7,998	21,750
TOTALS	75,501	39,734	(6,368)	108,868	108,868	558,417	558,417	151,921	289,396

SHIRE OF MENZIES
NOTES TO THE STATEMENT OF FINANCIAL ACTIVITY
FOR THE PERIOD ENDED 31 OCTOBER 2023

NOTE 13
CAPITAL GRANTS AND CONTRIBUTIONS

Provider	Unspent Capital Grants, Subsidies and Contributions Liability					Capital Grants, Subsidies and Contributions Revenue			
	Liability	Increase	Liability	Liability	Current	Adopted	Amended	Amended	YTD
	1 Jul 2023	in	Reduction	31 Oct 2023	Liability	Budget	Annual	YTD	Actual
	\$	\$	\$	\$	\$	\$	\$	\$	\$
Capital Grants and Subsidies									
General purpose funding									
LRCIP Grant - Phase 4 - Budgeting Purposes Only	0	0	0	0	0	863,223	863,223	0	0
Law, order, public safety									
LRCIP Grant - Menzies CCTV	38,988	0	(468)	38,521	38,521	90,000	90,000	22,500	468
Community amenities									
LRCIP Grant - Sealing of Parking Menzies Public Toilets	68,350	0	(8,695)	59,655	59,655	150,000	150,000	37,500	8,695
LRCIP Grant - Marmion Village Reserve Improvements	14,604	0	0	14,604	14,604	0	0	0	0
Transport									
RTR Grant Funded - Tjunjuntjara Access Road	0	0	0	0	0	510,627	510,627	0	0
RRG Grant Funded -Menzies North West Road	227,048	0	0	227,048	227,048	0	0	0	0
RRG Grant Funded -Menzies North West Road - 23/24	0	0	0	0	0	416,000	416,000	138,666	0
RRG Grant Funded -Evanston Menzies Road (RRG 23-	0	0	0	0	0	54,000	54,000	18,000	0
RRG Grant Funded -Riverina - Snake Hill Road (RRG	0	0	0	0	0	326,666	326,666	108,888	0
RRG Grant Funded 20/21 -Tjuntjunjarra Access Rd	32,000	0	(32,000)	0	0	80,000	80,000	26,666	32,000
RRG Grant Funded -Kookynie - Malcolm Road (RRG	0	0	0	0	0	198,609	198,609	66,203	0
RRG Grant Funded -Yarri Road (RRG 21-22)	0	0	0	0	0	38,000	38,000	0	0
WALGGC Special Road Grant - Tjuntjunjarra Access	160,000	342,635	(241,439)	261,197	261,197	320,000	320,000	0	241,439
NORA Supplementry Funding Grant - Tjuntjunjarra	80,000	200,000	(280,000)	0	0	700,000	700,000	0	280,000
City Kalgoorlie Boulder Cutline Road Expenditure	72,004	13,258	(85,261)	0	0	3,033,000	3,033,000	1,011,000	85,261
Economic services									
LRCIP Grant - Tourism Signage (district wide)	100,000	0	(2,400)	97,600	97,600	205,952	205,952	51,488	2,400
	792,994	555,893	(650,262)	698,625	698,625	6,986,077	6,986,077	1,480,911	650,262
Total Capital grants, subsidies and contributions	792,994	555,893	(650,262)	698,625	698,625	6,986,077	6,986,077	1,480,911	650,262

SHIRE OF MENZIES

NOTES TO THE STATEMENT OF FINANCIAL ACTIVITY
FOR THE PERIOD ENDED 31 OCTOBER 2023NOTE 14
BONDS & DEPOSITS AND TRUST FUNDS

In previous years, bonds and deposits were held as trust monies. They are still reported in this Note but also included in Restricted Cash - Bonds and Deposits and as a current liability in the books of Council.

Trust funds held at balance date over which the Shire has no control and which are not included in this statement are as follows:

Description	Opening Balance 01 Jul 2023	Amount Received	Amount Paid	Closing Balance 31 Oct 2023
	\$	\$	\$	\$
Restricted Cash - Bonds and Deposits				
Pet Bonds	302.50	100.00	0.00	402.50
Staff Housing Bonds	3,617.00	628.00	0.00	4,245.00
BCITF	(591.75)	1,245.95	(1,245.94)	(591.74)
Building Levy	37.95	2,115.55	(2,115.55)	37.95
Nomination Fees	0.00	700.00	0.00	700.00
Unclaimed Moines	400.00	502.42	0.00	902.42
Hall Hire Bond	100.00	200.00	(200.00)	100.00
Other Housing Bond	0.00	0.00	0.00	0.00
Community Bus Bond	200.00	205.00	(205.00)	200.00
Retention Bonds & Liabilities	10,979.98	4,228.55	0.00	15,208.53
Sub-Total	15,045.68	9,925.47	(3,766.49)	21,204.66
Trust Funds				
Nil				
Sub-Total	0.00	0.00	0.00	0.00
	15,045.68	9,925.47	(3,766.49)	21,204.66

KEY INFORMATION

SHIRE OF MENZIES
NOTES TO THE STATEMENT OF FINANCIAL ACTIVITY
FOR THE PERIOD ENDED 31 OCTOBER 2023

NOTE 15**EXPLANATION OF SIGNIFICANT VARIANCES**

The material variance thresholds are adopted annually by Council as an indicator of whether the actual expenditure or revenue varies from the year to date budget materially.
The material variance adopted by Council for the 2023/24 year is \$25,000 and 10%.

Reporting Program	Var. \$	Var. %	Significant		Timing/ Permanent	Explanation of Variance
			Var. ▲▼	Var. \$		
Revenue from operating activities	\$	%				
Governance	(16,434)	(100%)	▼		Timing	Variance is expected profit form disposal of vehicle, vehicle is yet to be disposed
General Purpose Funding - Rates	(2,665)	(0%)	▼		Timing	Regenerate Rates Notice for FY 22/23
General Purpose Funding - Other	96,906	106%	▲	\$	Timing	Phasing for FAGS Grant Income budget differs from actuals and the receipt of the Menzies \$40,000 CRC approved FAA Grant, which was not budgeted for.
Law, Order and Public Safety	(3,302)	(41%)	▼		Timing	Timing - allocation budget FY 22/23
Health	60	60%	▲		Timing	Variance due to Wapha - Lga Suicide Prevention Grant Income not yet received.
Education and Welfare	0				Timing	Timing - allocation budget FY 22/23
Housing	3,875	23%	▲		Timing	Timing - Increase of housing revenue
Community Amenities	8,204	143%	▲		Timing	Timing - allocation budget FY 22/23
Recreation and Culture	13,785	168%	▲		Timing	Positive variance due to Various Sponsorships, Grants and Donations received, budget phased over twelve months.
Transport	142,064	161%	▲	\$	Timing	Positive variance due to Main Roads WA Direct Grant higher than budgeted and budget phased over 12 months.
Economic Services	(25,895)	(24%)	▼	\$	Timing	Negative variance due to WACRN CRC Grant phased for July 23 & December 23 Grant not yet received.
Other Property and Services	6,815	72%	▲		Timing	Timing - allocation budget FY 22/23
Expenditure from operating activities						
Governance	30,852	6%	▲		Timing	Positive various being timing - allocation of expenditure tracking lower than budget FY 23/24
General Purpose Funding	124,980	64%	▲	\$	Timing	Positive variance due to phasing of Rates Write Off expenditure tracking lower than budget FY 23/24.
Law, Order and Public Safety	15,071	31%	▲		Timing	Positive variance due expenditure tracking lower than budget and the fact that depreciation has not been run in FY 23/24.
Health	13,748	68%	▲		Timing	Positive variance due to all expenditure tracking lower than budgeted, with Health - Contract EHO standing out.
Education and Welfare	11,418	69%	▲		Timing	Positive variance due to Other Welfare Employment Cost tracking lower than budgeted.
Housing	41,657	50%	▲	\$	Timing	Positive variance on both Staff and Other Housing maintenance expenditure tracking lower than budgeted, mainly due to depreciation not being run in FY 23/24.
Community Amenities	54,530	32%	▲	\$	Timing	Positive variance due to expenditure tracking lower than budgeted across all programs, mainly due to depreciation not being run in FY 22/23.
Recreation and Culture	74,485	23%	▲	\$	Timing	Positive variance due to allocation of expenditure tracking lower than budgeted, especially in Other Culture where event expenditure is significantly lower.
Transport	634,373	67%	▲	\$	Timing	Positive variance due Depreciation not being processed in 23-24, this is a large portion of transport expenditure.
Economic Services	199,758	36%	▲	\$	Timing	Positive variance due Depreciation not being processed in 23-24, Admin Allocations and expenditure in general tracking lower than budgeted.
Other Property and Services	(129,984)	553%	▼		Timing	Negative Variance due to allocation of expenditure budget FY 23/24, this will be linked to depreciation.
INVESTING ACTIVITIES						
Capital Grants, Subsidies and Contributions	(830,649)	(56%)	▼	\$	Timing	Budget Allocations for completed projects which are grant related in this FY are ahead of actuals.
Proceeds from Disposal of Assets	(13,164)	(79%)	▼		Timing	No Disposals to Date.
Land Held for Resale	0				Timing	
Land and Buildings	445,753	32%	▲	\$	Timing	Capital works - Refer to Note 8 Capital details
Plant and Equipment	113,032	100%	▲	\$	Timing	Capital works - Refer to Note 8 Capital details
Furniture and Equipment	0				Timing	
Infrastructure Assets - Roads	(229,699)	(10%)	▼	\$	Timing	Capital works - Refer to Note 8 Capital details
Infrastructure Assets - Footpaths	16,664	100%	▲		Timing	Capital works - Refer to Note 8 Capital details
Infrastructure Assets - Parks and Ovals	0				Timing	Capital works - Refer to Note 8 Capital details
Infrastructure Assets - Other	449,883	98%	▲	\$	Timing	Capital works - Refer to Note 8 Capital details
FINANCING ACTIVITIES						
Proceeds from new borrowings	(162,500)	(100%)	▼	\$	Timing	Not yet received.
Repayment of borrowings	13,406	100%	▲		Timing	As above.

SHIRE OF MENZIES
 NOTES TO THE STATEMENT OF FINANCIAL ACTIVITY
 FOR THE PERIOD ENDED 31 OCTOBER 2023

NOTE 15
 EXPLANATION OF SIGNIFICANT VARIANCES

The material variance thresholds are adopted annually by Council as an indicator of whether the actual expenditure or revenue varies from the year to date budget materially.
 The material variance adopted by Council for the 2023/24 year is \$25,000 and 10%.

Reporting Program	Var. \$	Var. %	Significant		Timing/ Permanent	Explanation of Variance
			Var. ▲▼	Var. \$		
Payments for principal portion of lease liabilities	0				Timing	Budget allocation for ending lease of equipment
Payments for financial assets at amortised cost - self supporting loans	0				Timing	
Proceeds from financial assets at amortised cost - self supporting loans	0				Permanent	
Transfer to Restricted Cash - Other	0				Permanent	
Transfer from Restricted Cash - Other	0				Permanent	
Transfer from Reserves	(346,664)	(100%)	▼	\$	Timing	Most allocations occur at year-end
Transfer to Reserves	(1,071,903)	(84%)	▼	\$	Timing	Most allocations occur at year-end

SHIRE OF MENZIES
 NOTES TO THE STATEMENT OF FINANCIAL ACTIVITY
 FOR THE PERIOD ENDED 31 OCTOBER 2023

NOTE 16
 BUDGET AMENDMENTS

GL Code	Job #	Description	Council Resolution	Classification	Non Cash Adjustment	Increase in Available Cash	Decrease in Available Cash	Amended Budget Running Balance
					\$	\$	\$	\$
		Budget Adoption		Closing Surplus/(Deficit)			0	0
		Opening surplus adjustment		Opening Surplus(Deficit)			98,245	98,245
								98,245
								98,245
								98,245
								98,245
								98,245
								98,245
					0	0	98,245	98,245

SHIRE OF MENZIES FINANCIAL INFORMATION SCHEDULE AS AT 31 OCTOBER 2023



PURPOSE OF DOCUMENT - The Financial Information Schedule has been developed so that Councillors can have a more detailed breakdown of operating expenses and income. The document should be read in conjunction with the Monthly Financial Report as it is a useful tool in understanding variances to the budget.

31/10/2023	COA	Description	Budget 23/24	YTD Budget 30/09/2023	YTD Actual 30/09/2023
		General Purpose Funding			
		Rates			
		Operating Income			
	3030120	RATES - Instalment Admin Fee Received	-\$7,000.00	-\$7,000.00	-\$5,550.00
	3030121	RATES - Account Enquiry Charges	-\$100.00	-\$32.00	\$0.00
	3030122	RATES - Reimbursement of Debt Collection Costs	-\$3,000.00	-\$1,000.00	-\$100.00
	3030130	RATES - Rates Levied - Synergy	-\$4,335,809.96	-\$4,335,809.00	-\$4,333,144.50
	3030145	RATES - Penalty Interest Received	-\$40,000.00	\$0.00	-\$14,225.74
	3030146	RATES - Instalment Interest Received	-\$7,000.00	\$0.00	-\$12,451.34
		Total Operating Income	-\$4,392,909.96	-\$4,343,841.00	-\$4,365,471.58
		Other General Purpose Funding			
		Operating Income			
	3030201	GEN PUR - Reimbursements	-\$100.00	-\$32.00	\$0.00
	3030210	GEN PUR - Financial Assistance Grant - General	-\$87,722.00	\$0.00	-\$18,493.75
	3030211	GEN PUR - Financial Assistance Grant - Roads	-\$46,788.00	\$0.00	-\$12,541.50
	3030214	GEN PUR - Grant Funding	-\$863,223.00	\$0.00	\$0.00
	3030220	GEN PUR - Charges - Photocopying / Faxing	-\$205.00	-\$68.00	\$0.00
	3030235	GEN PUR - Other Income	\$0.00	\$0.00	-\$43,827.37
	3030245	GEN PUR - Interest Earned - Reserve Funds	-\$220,000.00	-\$73,332.00	-\$54,535.81
	3030246	GEN PUR - Interest Earned - Municipal Funds	-\$30,000.00	-\$10,000.00	-\$26,644.06
		Total Operating Income	-\$1,248,038.00	-\$83,432.00	-\$156,042.49
		Rates			
		Operating Expenditure			
	2030100	RATES - Employee Costs	\$146,133.90	\$44,956.00	\$26,507.15
	2030104	RATES - Training & Development	\$2,500.00	\$1,000.00	\$1,638.16
	2030109	RATES - Travel & Accommodation	\$2,000.00	\$664.00	\$712.16
	2030112	RATES - Valuation Expenses	\$15,000.00	\$5,000.00	\$775.45
	2030113	RATES - Title/Company Searches	\$500.00	\$200.00	\$0.00
	2030114	RATES - Debt Collection Expenses	\$17,000.00	\$5,664.00	\$0.00
	2030116	RATES - Postage and Freight	\$2,000.00	\$664.00	\$705.34
	2030118	RATES - Rates Write Off	\$240,000.00	\$96,000.00	\$47.43
	2030119	RATES - Seizure of Land	\$10,000.00	\$4,000.00	\$429.00
	2030152	RATES - Consultants	\$20,000.00	\$8,000.00	\$12,499.50
	2030187	RATES - Other Expenses Relating To Rates	\$500.00	\$164.00	\$335.00
	2030199	RATES - Administration Allocated	\$50,347.00	\$16,780.00	\$14,792.10
		Total Operating Expenditure	\$505,980.90	\$183,092.00	\$58,441.29
		Other General Purpose Funding			
		Operating Expenditure			
	2030211	GEN PUR - Bank Fees & Charges	\$7,000.00	\$2,332.00	\$3,329.36
	2030214	GEN PUR - Rounding	\$10.00	\$0.00	\$0.00
	2030299	GEN PUR - Administration Allocated	\$33,564.00	\$11,188.00	\$9,861.41
		Total Operating Expenditure	\$40,574.00	\$13,520.00	\$13,190.77
		Total Operating Income	-\$5,640,947.96	-\$4,427,273.00	-\$4,521,514.07
		Total Operating Expenditure	\$546,554.90	\$196,612.00	\$71,632.06
		Governance			
		Other Governance			
		Operating Income			
	3040290	OTH GOV - Profit on Disposal of Assets	-\$41,088.00	-\$16,434.00	\$0.00
		Total Operating Income	-\$41,088.00	-\$16,434.00	\$0.00
		Members Of Council			
		Operating Expenditure			
	2040104	MEMBERS - Training & Development	\$30,000.00	\$10,000.00	-\$741.36
	2040109	MEMBERS - Members Travel and Accommodation	\$70,000.00	\$23,332.00	\$27,480.81
	2040111	MEMBERS - Mayors/Presidents Allowance	\$20,666.00	\$6,888.00	\$6,888.68
	2040112	MEMBERS - Deputy Mayors/Presidents Allowance	\$5,167.00	\$1,720.00	\$1,722.32
	2040113	MEMBERS - Members Sitting Fees	\$78,868.00	\$26,288.00	\$26,289.16
	2040114	MEMBERS - Communications Allowance	\$7,700.00	\$2,564.00	\$2,566.76
	2040115	MEMBERS - Printing and Stationery	\$400.00	\$132.00	\$121.00
	2040116	MEMBERS - Election Expenses	\$22,000.00	\$0.00	\$0.00
	2040121	MEMBERS - Information Systems	\$3,000.00	\$1,000.00	\$0.00
	2040129	MEMBERS - Donations to Community Groups	\$30,000.00	\$12,000.00	\$0.00
	2040130	MEMBERS - Insurance Expenses	\$11,959.00	\$3,984.00	\$11,958.96
	2040186	MEMBERS - Expensed Minor Asset Purchases	\$5,000.00	\$1,664.00	\$969.00
	2040199	MEMBERS - Administration Allocated	\$335,648.00	\$111,880.00	\$98,613.86
		Total Operating Expenditure	\$620,408.00	\$201,452.00	\$175,869.19
		Other Governance			

31/10/2023	COA	Description	Budget 23/24	YTD Budget 30/09/2023	YTD Actual 30/09/2023
		Operating Expenditure			
	2040200	OTH GOV - Employee Costs	\$513,607.53	\$158,028.00	\$153,125.88
	2040204	OTH GOV - Training & Development	\$15,000.00	\$6,000.00	\$1,262.99
	2040205	OTH GOV - Recruitment	\$25,000.00	\$25,000.00	\$18,955.89
	2040209	OTH GOV - Travel and Accommodation	\$10,000.00	\$3,332.00	\$3,682.41
	2040210	OTH GOV - Motor Vehicle Expenses	\$17,103.00	\$5,696.00	\$2,472.89
	2040211	OTH GOV - Civic Functions, Refreshments & Receptions	\$5,000.00	\$1,664.00	\$2,259.98
	2040215	OTH GOV - Printing and Stationery	\$500.00	\$164.00	\$0.00
	2040216	OTH GOV - Postage and Freight	\$500.00	\$164.00	\$0.00
	2040221	OTH GOV - Information Systems	\$5,000.00	\$1,664.00	\$0.00
	2040240	OTH GOV - Advertising & Promotion	\$2,000.00	\$664.00	\$1,224.16
	2040241	OTH GOV - Subscriptions & Memberships	\$90,000.00	\$36,000.00	\$63,393.69
	2040250	OTH GOV - Consultancy - Statutory	\$11,000.00	\$4,400.00	\$0.00
	2040251	OTH GOV - Consultancy - Strategic	\$26,000.00	\$10,400.00	\$6,416.67
	2040252	OTH GOV - Other Consultancy	\$8,000.00	\$2,664.00	\$0.00
	2040285	OTH GOV - Legal Expenses	\$15,000.00	\$5,000.00	\$1,513.00
	2040286	OTH GOV - Expensed Minor Asset Purchases	\$5,000.00	\$1,664.00	\$4,253.64
	2040298	OTH GOV - Staff Housing Allocated	\$0.00	\$0.00	\$0.00
	2040299	OTH GOV - Administration Allocated	\$33,564.00	\$11,188.00	\$9,861.41
		Total Operating Expenditure	\$782,274.53	\$273,692.00	\$268,422.61
		Total Operating Income	-\$41,088.00	-\$16,434.00	\$0.00
		Total Operating Expenditure	\$1,402,682.53	\$475,144.00	\$444,291.80
		Law, Order & Public Safety			
		Animal Control, Law, Order & Public Safety			
		Operating Income			
	3050220	ANIMAL - Pound Fees	-\$50.00	-\$16.00	\$0.00
	3050221	ANIMAL - Animal Registration Fees	-\$100.00	-\$32.00	\$0.00
	3050310	OLOPS - Grants	-\$90,000.00	-\$22,500.00	-\$467.60
		Total Operating Income	-\$90,150.00	-\$22,548.00	-\$467.60
		Emergency Services Levy - Bush Fire Brigade			
		Operating Income			
	3050502	ESL BFB - Admin Fee/Commission	-\$4,000.00	-\$1,332.00	\$0.00
	3050510	ESL BFB - Operating Grant	-\$8,000.00	-\$2,664.00	-\$2,766.36
	3050545	ESL BFB - Non-Payment Penalty Interest	-\$4,000.00	-\$4,000.00	-\$1,975.47
		Total Operating Income	-\$16,000.00	-\$7,996.00	-\$4,741.83
		Fire Prevention			
		Operating Expenditure			
	2050110	FIRE - Motor Vehicle Expenses	\$0.00	\$0.00	\$105.46
	2050113	FIRE - Fire Prevention and Planning	\$500.00	\$164.00	\$0.00
	2050188	FIRE - Building Operations	\$3,665.00	\$1,144.00	\$487.62
	2050189	FIRE - Building Maintenance	\$998.00	\$324.00	\$0.00
	2050192	FIRE - Depreciation	\$3,250.00	\$1,080.00	\$0.00
		Total Operating Expenditure	\$8,413.00	\$2,712.00	\$593.08
		Animal Control			
		Operating Expenditure			
	2050253	ANIMAL - Contract Services	\$30,000.00	\$10,000.00	\$13,200.00
	2050265	ANIMAL - Animal Care Day Menzies	\$5,000.00	\$1,664.00	\$0.00
	2050288	ANIMAL - Animal Pound Operations	\$100.00	\$32.00	\$188.70
	2050289	ANIMAL - Animal Pound Maintenance	\$100.00	\$32.00	\$0.00
	2050292	ANIMAL - Depreciation	\$1,252.00	\$416.00	\$0.00
	2050299	ANIMAL - Administration Allocated	\$33,564.00	\$11,188.00	\$9,861.41
		Total Operating Expenditure	\$70,016.00	\$23,332.00	\$23,250.11
		Other Law, Order & Public Safety			
		Operating Expenditure			
	2050311	OLOPS - CCTV Maintenance	\$1,000.00	\$332.00	\$0.00
	2050312	OLOPS - LEMC Support	\$1,000.00	\$332.00	\$0.00
	2050313	OLOPS - Community Emergency Services	\$4,000.00	\$1,304.00	\$0.00
	2050392	OLOPS - Depreciation	\$26,592.00	\$8,864.00	\$0.00
	2050399	OLOPS - Administration Allocated	\$8,391.00	\$2,796.00	\$2,465.35
		Total Operating Expenditure	\$40,983.00	\$13,628.00	\$2,465.35
		Emergency Services Levy - Bush Fire Brigade			
		Operating Expenditure			
	2050530	ESL BFB - Insurance Expenses	\$3,250.00	\$1,080.00	\$3,250.00
	2050565	ESL BFB - Maintenance Plant & Equipment	\$8,671.50	\$2,888.00	\$1,141.36
	2050589	ESL BFB - Maintenance Land & Buildings	\$5,545.00	\$1,800.00	\$0.00
	2050599	ESL BFB - Administration Allocated	\$8,391.00	\$2,796.00	\$2,465.35
		Total Operating Expenditure	\$25,857.50	\$8,564.00	\$6,856.71

31/10/2023	COA	Description	Budget 23/24	YTD Budget 30/09/2023	YTD Actual 30/09/2023
		Total Operating Income	-\$106,150.00	-\$30,544.00	-\$5,209.43
		Total Operating Expenditure	\$145,269.50	\$48,236.00	\$33,165.25
		Health			
		Preventative Services - Inspection/Admin			
		Operating Income			
	3070420	HEALTH - Health Regulatory Fees & Charges	-\$300.00	-\$100.00	-\$159.50
		Total Operating Income	-\$300.00	-\$100.00	-\$159.50
		Preventative Services - Inspection/Admin			
		Operating Expenditure			
	2070411	HEALTH - Contract EHO	\$40,000.00	\$13,332.00	\$3,686.97
	2070412	HEALTH - Analytical Expenses	\$400.00	\$132.00	\$360.00
	2070485	HEALTH - Legal Expenses	\$3,000.00	\$1,000.00	\$0.00
	2070499	HEALTH - Administration Allocated	\$8,391.00	\$2,796.00	\$2,465.35
	2070553	PEST - Pest Control Programs	\$5,000.00	\$2,000.00	\$0.00
		Total Operating Expenditure	\$56,791.00	\$19,260.00	\$6,512.32
		Other Health			
		Operating Expenditure			
	2070750	OTH HEALTH - Nurse Expenses	\$3,000.00	\$1,000.00	\$0.00
		Total Operating Expenditure	\$3,000.00	\$1,000.00	\$0.00
		Total Operating Income	-\$300.00	-\$100.00	-\$159.50
		Total Operating Expenditure	\$59,791.00	\$20,260.00	\$6,512.32
		Community Amenities			
		Other Welfare			
		Operating Expenditure			
	2080700	WELFARE - Employee Costs	\$49,437.89	\$15,204.00	\$5,055.03
	2080712	WELFARE - Youth Services	\$4,000.00	\$1,328.00	\$58.65
		Total Operating Expenditure	\$53,437.89	\$16,532.00	\$5,113.68
		Total Operating Expenditure	\$53,437.89	\$16,532.00	\$5,113.68

31/10/2023	COA	Description	Budget 23/24	YTD Budget 30/09/2023	YTD Actual 30/09/2023
		Housing			
		Staff and Other Housing			
		Operating Income			
	3090101	STF HOUSE - Staff Rental Reimbursements	-\$25,000.00	-\$8,332.00	-\$11,009.00
	3090220	OTH HOUSE - Fees & Charges	-\$24,300.00	-\$8,100.00	-\$9,361.55
	3090235	OTH HOUSE - Other Income	-\$200.00	-\$64.00	\$0.00
		Total Operating Income	-\$49,500.00	-\$16,496.00	-\$20,370.55
		Staff Housing			
		Operating Expenditure			
	2090186	STF HOUSE - Expensed Minor Asset Purchases	\$10,000.00	\$3,332.00	\$2,200.91
	2090188	STF HOUSE - Staff Housing Building Operations	\$24,451.00	\$8,112.00	\$17,140.11
	2090189	STF HOUSE - Staff Housing Building Maintenance	\$104,670.00	\$34,596.00	\$13,637.85
	2090192	STF HOUSE - Depreciation	\$65,878.00	\$21,956.00	\$0.00
	2090198	STF HOUSE - Staff Housing Costs Recovered	-\$129,121.00	-\$43,040.00	-\$26,128.06
	2090199	STF HOUSE - Administration Allocated	\$33,564.00	\$11,188.00	\$0.00
		Total Operating Expenditure	\$109,442.00	\$36,144.00	\$6,850.81
		Other Housing			
		Operating Expenditure			
	2090270	OTH HOUSE - Loan Interest Repayments	\$26,084.59	\$10,432.00	\$0.00
	2090285	OTH HOUSE - Legal Expenses	\$4,000.00	\$1,332.00	\$0.00
	2090288	OTH HOUSE - Building Operations	\$16,630.00	\$5,508.00	\$8,426.68
	2090289	OTH HOUSE - Building Maintenance	\$65,942.00	\$21,784.00	\$9,864.76
	2090292	OTH HOUSE - Depreciation	\$36,929.00	\$12,308.00	\$0.00
	2090298	OTH HOUSE - Staff Housing Costs Recovered	-\$44,313.00	-\$14,768.00	-\$2,594.12
	2090299	OTH HOUSE - Administration Allocated	\$33,564.00	\$11,188.00	\$19,722.76
		Total Operating Expenditure	\$138,836.59	\$47,784.00	\$35,420.08
		Total Operating Income	-\$49,500.00	-\$16,496.00	-\$20,370.55
		Total Operating Expenditure	\$248,278.59	\$83,928.00	\$42,270.89
		Community Amenities			
		Community Amenities			
		Operating Income			
	3100120	SAN - Domestic Refuse Collection Charges	-\$10,000.00	-\$3,332.00	-\$12,751.36
	3100200	SAN OTH - Commercial Collection Charge	-\$5,000.00	-\$1,664.00	\$0.00
	3100321	SEW - Septic Tank Inspection Fees	-\$700.00	-\$232.00	\$0.00
	3100335	SEW - Other Income	-\$1,000.00	-\$332.00	-\$901.08
	3100620	PLAN - Planning Application Fees	-\$500.00	-\$164.00	\$0.00
	3100710	COM AMEN - Grants	-\$150,000.00	-\$37,500.00	-\$8,695.00
	3100735	COM AMEN - Other Income	\$0.00	\$0.00	-\$275.73
		Total Operating Income	-\$167,200.00	-\$43,224.00	-\$22,623.17
		Sanitation - General			
		Operating Expenditure			
	2100111	SAN - Waste Collection	\$99,023.00	\$32,488.00	\$26,891.18
	2100117	SAN - General Tip Maintenance	\$78,934.00	\$26,088.00	\$16,520.49
	2100118	SAN - Purchase of Bins (Sulo and Other)	\$2,000.00	\$664.00	\$1,875.00
	2100119	SAN - Landfill Closure	\$0.00	\$0.00	\$550.00
	2100192	SAN - Depreciation	\$8,625.00	\$2,872.00	\$0.00
	2100199	SAN - Administration Allocated	\$33,564.00	\$11,188.00	\$9,861.41
		Total Operating Expenditure	\$222,146.00	\$73,300.00	\$55,698.08
		Sanitation - Other			
		Operating Expenditure			
	2100212	SAN OTH - Waste Disposal	\$1,300.00	\$1,300.00	\$0.00
	2100214	SAN OTH - Purchase of Street Bins	\$500.00	\$500.00	\$0.00
		Total Operating Expenditure	\$1,800.00	\$1,800.00	\$0.00
		Sewerage			
		Operating Expenditure			
	2100365	SEW - Maintenance/Operations	\$7,142.00	\$2,320.00	\$792.13
	2100399	SEW - Administration Allocated	\$33,564.00	\$11,188.00	\$9,861.41
		Total Operating Expenditure	\$40,706.00	\$13,508.00	\$10,653.54
		Town Planning & Regional Development			
		Operating Expenditure			
	2100615	PLAN - Printing and Stationery	\$1,000.00	\$332.00	\$0.00
	2100640	PLAN - Advertising & Promotion	\$5,000.00	\$1,664.00	\$903.43
	2100650	PLAN - Contract Town Planning	\$2,880.00	\$960.00	\$350.00
	2100652	PLAN - Consultants	\$40,000.00	\$13,332.00	\$0.00
	2100653	PLAN - Scheme Amendments	\$1,000.00	\$332.00	\$0.00
	2100699	PLAN - Administration Allocated	\$8,391.00	\$2,796.00	\$2,465.35

31/10/2023	COA	Description	Budget 23/24	YTD Budget 30/09/2023	YTD Actual 30/09/2023
		Total Operating Expenditure	\$58,271.00	\$19,416.00	\$3,718.78
		Other Community Amenities			
		Operating Expenditure			
	2100711	COM AMEN - Cemetery Maintenance/Operations	\$12,695.00	\$4,188.00	\$7,254.72
	2100788	COM AMEN - Public Conveniences Operations	\$95,056.00	\$30,884.00	\$30,549.68
	2100789	COM AMEN - Public Conveniences Maintenance	\$55,142.00	\$18,124.00	\$3,769.60
	2100792	COM AMEN - Depreciation	\$13,880.00	\$4,624.00	\$0.00
	2100799	COM AMEN - Administration Allocated	\$8,391.00	\$2,796.00	\$2,465.35
		Total Operating Expenditure	\$185,164.00	\$60,616.00	\$44,039.35
		Total Operating Income	-\$167,200.00	-\$43,224.00	-\$22,623.17
		Total Operating Expenditure	\$508,087.00	\$168,640.00	\$114,109.75

31/10/2023	COA	Description	Budget 23/24	YTD Budget 30/09/2023	YTD Actual 30/09/2023
		Recreation & Culture			
		Recreation & Culture			
		Operating Income			
	3110120	HALLS - Town Hall Hire	-\$200.00	-\$64.00	-\$75.45
	3110135	HALLS - Other Income	-\$100.00	-\$32.00	\$0.00
	3110320	REC - Fees & Charges	-\$100.00	-\$32.00	-\$181.82
	3110335	REC - Other Income	-\$100.00	-\$32.00	\$0.00
	3110501	LIBRARY - Reimbursements Lost Books	\$100.00	\$32.00	\$0.00
	3110540	LIBRARY - Fines & Penalties	-\$100.00	-\$32.00	\$0.00
	3110700	OTH CUL - Contributions & Donations - Other Culture	-\$8,000.00	-\$7,998.00	-\$21,750.00
	3110720	OTH CUL - Fees & Charges	-\$100.00	-\$32.00	\$0.00
	3110735	OTH CUL - Other Income	-\$100.00	-\$32.00	\$0.00
		Total Operating Income	-\$8,700.00	-\$8,222.00	-\$22,007.27
		Public Halls And Civic Centres			
		Operating Expenditure			
	2110186	HALLS - Expensed Minor Asset Purchases	\$5,000.00	\$1,664.00	\$0.00
	2110188	HALLS - Town Halls and Public Bldg Operations	\$10,000.00	\$3,332.00	\$9,333.21
	2110189	HALLS - Town Halls and Public Bldg Maintenance	\$10,305.00	\$3,384.00	\$0.00
	2110199	HALLS - Administration Allocated	\$50,347.00	\$16,780.00	\$24,653.52
		Total Operating Expenditure	\$75,652.00	\$25,160.00	\$33,986.73
		Other Recreation And Sport			
		Operating Expenditure			
	2110353	REC - Sports Courts Maintenance/Operations	\$16,349.00	\$5,172.00	\$3,261.17
	2110355	REC - Water Park Maintenance/Operations	\$55,403.00	\$17,208.00	\$24,573.70
	2110365	REC - Parks & Gardens Maintenance/Operations	\$162,636.00	\$52,188.00	\$43,766.95
	2110366	REC - Town Sports Oval Maintenance/Operations	\$16,799.00	\$5,220.00	\$6,503.20
	2110367	REC - Rodeo Grounds Maintenance/Operations	\$1,396.00	\$424.00	\$1,590.55
	2110368	REC - Playground Equipment Mtce	\$7,261.00	\$2,232.00	\$2,132.97
	2110386	REC - Expensed Minor Asset Purchases	\$10,000.00	\$3,332.00	\$0.00
	2110388	REC - Youth Centre Building Operations	\$7,299.00	\$2,380.00	\$1,869.44
	2110389	REC - Youth Centre Building Maintenance	\$8,261.00	\$2,692.00	\$9.34
	2110392	REC - Depreciation	\$69,796.00	\$23,264.00	\$0.00
	2110399	REC - Administration Allocated	\$83,911.00	\$27,968.00	\$39,445.58
		Total Operating Expenditure	\$439,111.00	\$142,080.00	\$123,152.90
		Tv And Radio Re-Broadcasting			
		Operating Expenditure			
	2110465	TV RADIO - Re-Broadcasting Maintenance/Operations	\$8,074.00	\$2,688.00	\$253.78
	2110492	TV RADIO - Depreciation	\$42,500.00	\$14,164.00	\$0.00
	2110499	TV RADIO - Administration Allocated	\$33,564.00	\$11,188.00	\$9,861.41
		Total Operating Expenditure	\$84,138.00	\$28,040.00	\$10,115.19
		Libraries			
		Operating Expenditure			
	2110512	LIBRARY - Book Purchases	\$1,000.00	\$332.00	\$77.95
	2110516	LIBRARY - Postage and Freight	\$400.00	\$128.00	\$0.00
	2110541	LIBRARY - Subscriptions & Memberships	\$1,460.00	\$484.00	\$146.36
	2110586	LIBRARY - Expensed Minor Asset Purchases	\$2,000.00	\$664.00	\$0.00
	2110588	LIBRARY - Library Building Operations	\$1,000.00	\$332.00	\$0.00
	2110599	LIBRARY - Administration Allocated	\$8,391.00	\$2,796.00	\$2,465.35
		Total Operating Expenditure	\$14,251.00	\$4,736.00	\$2,689.66
		Heritage			
		Operating Expenditure			
	2110688	HERITAGE - Building Operations	\$3,470.00	\$1,152.00	\$2,578.64
	2110689	HERITAGE - Building Maintenance	\$17,723.00	\$5,760.00	\$6,488.01
		Total Operating Expenditure	\$21,193.00	\$6,912.00	\$9,066.65
		Other Culture			
		Operating Expenditure			
	2110711	OTH CUL - Australia Day	\$2,117.00	\$692.00	\$0.00
	2110712	OTH CUL - ANZAC Day	\$1,000.00	\$332.00	\$0.00
	2110714	OTH CUL - Christmas Events	\$7,000.00	\$2,332.00	\$0.00
	2110716	OTH CUL - Postage and Freight	\$50.00	\$16.00	\$0.00
	2110717	OTH CUL - Community Arts	\$20,000.00	\$20,000.00	\$0.00
	2110719	OTH CUL - Menzies School Programs	\$20,000.00	\$6,664.00	\$0.00
	2110723	OTH CUL - Outback Graves	\$25,000.00	\$8,332.00	\$25,000.00
	2110725	OTH CUL - Festival & Events	\$22,959.00	\$20,965.00	\$31,022.30
	2110743	OTH CUL - Other Festival Events	\$5,000.00	\$2,000.00	\$4,829.31
	2110760	OTH CUL - Tjuntjunjara Community Programs & Events	\$134,300.00	\$44,760.00	\$0.00
	2110799	OTH CUL - Administration Allocated	\$33,564.00	\$11,188.00	\$9,861.41

31/10/2023	COA	Description	Budget 23/24	YTD Budget 30/09/2023	YTD Actual 30/09/2023
		Total Operating Expenditure	\$270,990.00	\$117,281.00	\$70,713.02
		Total Operating Income	-\$8,700.00	-\$8,222.00	-\$22,007.27
		Total Operating Expenditure	\$905,335.00	\$324,209.00	\$249,724.15
		Transport			
		Operating Income			
3120110		ROADC - Regional Road Group Grants (MRWA)	-\$1,113,275.00	-\$358,423.00	-\$31,999.80
3120111		ROADC - Roads to Recovery Grant	-\$510,627.00	\$0.00	\$0.00
3120117		ROADC - Other Grants - Aboriginal Roads	-\$1,020,000.00	\$0.00	-\$521,438.54
3120133		ROADC - Other Contrib & Donations - Roads/Streets	-\$3,033,000.00	-\$1,011,000.00	-\$85,261.32
3120200		ROADM - Street Lighting Subsidy	-\$1,713.00	-\$568.00	\$0.00
3120210		ROADM - Direct Road Grant (MRWA)	-\$190,000.00	-\$63,332.00	-\$230,243.00
3120211		ROADM - Other Grants	-\$96,460.00	-\$24,115.00	\$0.00
3120235		ROADM - Other Income	-\$500.00	-\$164.00	\$0.00
3120390		PLANT - Profit on Disposal of Assets	-\$2,806.00	\$0.00	\$0.00
		Total Operating Income	-\$5,968,381.00	-\$1,457,602.00	-\$868,942.66

31/10/2023	COA	Description	Budget 23/24	YTD Budget 30/09/2023	YTD Actual 30/09/2023
		Maintenance - Streets, Roads, Bridges & Depots			
		Operating Expenditure			
	2120211	ROADM - Road Maintenance - Built Up Areas	\$179,191.00	\$59,708.00	\$22,665.09
	2120212	ROADM - Road Maintenance - Sealed Outside BUA	\$12,535.00	\$4,176.00	\$1,829.19
	2120213	ROADM - Road Maintenance - Gravel Outside BUA	\$406,074.00	\$133,912.00	\$2,537.35
	2120214	ROADM - Road Maintenance - Formed Outside BUA	\$423,180.00	\$138,876.00	\$186,804.50
	2120217	ROADM - Ancillary Maintenance - Built Up Areas	\$331,358.00	\$76,037.00	\$46,814.77
	2120232	ROADM - Crossover Council Contribution	\$2,896.00	\$960.00	\$0.00
	2120234	ROADM - Street Lighting	\$10,200.00	\$3,400.00	\$3,814.59
	2120235	ROADM - Traffic Signs/Equipment (Safety)	\$500.00	\$164.00	\$0.00
	2120236	ROADM - Bores for Roadworks Maintenance/Operations	\$1,396.00	\$448.00	\$0.00
	2120237	ROADM - Road Grids Maintenance	\$22,924.00	\$7,500.00	\$0.00
	2120252	ROADM - Consultants	\$100,000.00	\$33,332.00	\$14,229.70
	2120285	ROADM - Legal Expenses	\$5,000.00	\$1,664.00	\$0.00
	2120286	ROADM - Workshop/Depot Expensed Equipment	\$15,000.00	\$5,000.00	\$0.00
	2120288	ROADM - Depot Building Operations	\$60,254.00	\$19,640.00	\$9,742.83
	2120289	ROADM - Depot Building Maintenance	\$29,713.00	\$9,692.00	\$0.00
	2120292	ROADM - Depreciation	\$1,254,629.00	\$418,208.00	\$0.00
	2120299	ROADM - Administration Allocated	\$67,129.00	\$22,376.00	\$19,722.76
	2120391	PLANT - Loss on Disposal of Assets	\$0.00	\$0.00	\$2,730.38
		Total Operating Expenditure	\$2,921,979.00	\$935,093.00	\$310,891.16
		Aerodromes			
		Operating Expenditure			
	2120665	AERO - Airstrip & Grounds Maintenance/Operations	\$16,440.00	\$5,444.00	\$2,113.10
	2120765	WATER - Town Dam Maintenance/Operations	\$26,812.00	\$8,900.00	\$2,059.80
		Total Operating Expenditure	\$43,252.00	\$14,344.00	\$4,172.90
		Total Operating Income	-\$5,968,381.00	-\$1,457,602.00	-\$868,942.66
		Total Operating Expenditure	\$2,965,231.00	\$949,437.00	\$315,064.06
		Economic Services			
		Economic Services			
		Operating Income			
	3130202	TOUR - Commission	-\$500.00	-\$164.00	\$0.00
	3130210	TOUR - Grants	-\$205,952.00	-\$51,488.00	-\$2,400.00
	3130221	TOUR - Caravan Park Fees	-\$100,000.00	-\$33,332.00	-\$56,047.78
	3130222	TOUR - Caravan Park Laundry Fees	-\$4,500.00	-\$1,500.00	-\$2,307.27
	3130225	TOUR - Visitors Centre Lady Shenton Income	-\$25,000.00	-\$8,332.00	-\$10,605.02
	3130235	TOUR - Other Income Relating to Tourism & Area Promotion	-\$500.00	-\$164.00	-\$204.56
	3130302	BUILD - Commission - BSL & CTF	-\$150.00	-\$48.00	-\$10.00
	3130320	BUILD - Fees & Charges (including Licences)	-\$18,000.00	-\$6,000.00	-\$3,649.28
	3130821	OTH ECON - Standpipe Income	-\$2,000.00	-\$664.00	-\$483.56
	3130824	OTH ECON - Community Resource Centre Grants	-\$119,734.02	-\$53,244.00	-\$3,601.25
	3130826	OTH ECON - Post Office Income	-\$9,000.00	-\$3,000.00	-\$3,643.99
		Total Operating Income	-\$485,336.02	-\$157,936.00	-\$82,952.71
		Rural Services			
		Operating Expenditure			
	2130111	RURAL - Noxious Weed Control	\$42,589.00	\$5,240.00	\$0.00
	2130160	RURAL - Dog Health Program Tjuntjunjara	\$20,000.00	\$6,664.00	\$0.00
	2130165	RURAL - Maintenance/Operations	\$30,000.00	\$10,000.00	\$0.00
		Total Operating Expenditure	\$92,589.00	\$21,904.00	\$0.00
		Tourism And Area Promotion			
		Operating Expenditure			
	2130200	TOUR - Employee Costs	\$70,120.81	\$21,864.00	\$23,584.88
	2130205	TOUR - Recruitment	\$0.00	\$0.00	\$0.00
	2130211	TOUR - Visitor Centre Operations	\$86,130.08	\$27,172.00	\$25,414.95
	2130215	TOUR - Printing and Stationery	\$1,000.00	\$332.00	\$150.34
	2130230	TOUR - Insurance Expenses	\$52.00	\$16.00	\$51.92
	2130235	TOUR - Signage	\$7,000.00	\$2,332.00	\$0.00
	2130236	TOUR - Tour Guide	\$100.00	\$32.00	\$7.99
	2130240	TOUR - Public Relations & Area Promotion	\$8,500.00	\$2,828.00	\$1,060.96
	2130241	TOUR - Subscriptions & Memberships	\$12,900.00	\$12,900.00	\$1,975.82
	2130242	TOUR - Events Other	\$6,000.00	\$0.00	\$0.00
	2130243	TOUR - Cyclistic Event	\$90,000.00	\$0.00	\$0.00
	2130258	TOUR - Kookynie Townsite and Info Bay Maintenance/Operations	\$3,094.00	\$1,008.00	\$1,286.37
	2130259	TOUR - Goongarrie Cottages Maintenance/Operations	\$29,938.00	\$9,768.00	\$4,534.50
	2130260	TOUR - Niagra Dam Maintenance/Operations	\$7,776.00	\$2,540.00	\$3,470.47
	2130261	TOUR - Golden Quest Trail Maintenance/Operations	\$6,396.00	\$2,112.00	\$0.00
	2130265	TOUR - Lake Ballard Maintenance/Operations	\$7,912.00	\$2,592.00	\$3,052.44
	2130266	TOUR - Caravan Park General Maintenance/Operations	\$375,538.03	\$121,368.00	\$92,034.46
	2130286	TOUR - Expensed Minor Asset Purchases	\$5,000.00	\$1,664.00	\$0.00
	2130288	TOUR - Building Operations	\$55,322.00	\$18,148.00	\$28,508.77

31/10/2023	COA	Description	Budget 23/24	YTD Budget 30/09/2023	YTD Actual 30/09/2023
	2130289	TOUR - Building Maintenance	\$67,708.00	\$22,264.00	\$1,015.68
	2130292	TOUR - Depreciation	\$191,065.00	\$63,688.00	\$0.00
	2130299	TOUR - Administration Allocated	\$243,342.00	\$81,112.00	\$46,841.61
		Total Operating Expenditure	\$1,274,893.92	\$393,740.00	\$232,991.16
		Building Control			
		Operating Expenditure			
	2130350	BUILD - Contract Building Services	\$20,000.00	\$6,664.00	\$0.00
	2130385	BUILD - Legal Expenses	\$5,000.00	\$1,664.00	\$0.00
	2130399	BUILD - Administration Allocated	\$33,564.00	\$11,188.00	\$9,861.41
		Total Operating Expenditure	\$58,564.00	\$19,516.00	\$9,861.41
		Economic Development			
		Operating Expenditure			
	2130630	ECON DEV - Insurance Expenses	\$1,476.00	\$492.00	\$1,476.00
	2130641	ECON DEV - Subscriptions & Memberships	\$33,000.00	\$33,000.00	\$32,314.00
		Total Operating Expenditure	\$34,476.00	\$33,492.00	\$33,790.00
		Other Economic Services			
		Operating Expenditure			
	2130855	OTH ECON - Community Bus	\$5,759.00	\$1,916.00	\$1,367.35
	2130860	OTH ECON - Community Resource Centre Operations	\$224,384.89	\$70,292.00	\$55,957.32
	2130863	OTH ECON - Post Office Operations	\$10,340.43	\$3,216.00	\$3,296.34
	2130886	OTH ECON - Expensed Minor Asset Purchases	\$4,000.00	\$1,332.00	\$0.00
	2130888	OTH ECON - Building Operations	\$3,432.00	\$1,140.00	\$5,926.76
	2130889	OTH ECON - Building Maintenance	\$8,584.00	\$2,812.00	\$6,742.09
	2130899	OTH ECON - Administration Allocated	\$8,391.00	\$2,796.00	\$2,465.35
		Total Operating Expenditure	\$264,891.32	\$83,504.00	\$75,755.21
		Total Operating Income	-\$485,336.02	-\$157,936.00	-\$82,952.71
		Total Operating Expenditure	\$1,725,414.24	\$552,156.00	\$352,397.78
		Other Property & Services			
		Other Property & Services			
		Operating Income			
	3140120	PRIVATE - Private Works Income	-\$3,000.00	-\$1,000.00	-\$3,019.40
	3140220	ADMIN - Fees & Charges	-\$250.00	-\$80.00	-\$296.00
	3140410	POC - Fuel Tax Credits Grant Scheme	-\$25,000.00	-\$8,332.00	-\$12,912.00
		Total Operating Income	-\$28,250.00	-\$9,412.00	-\$16,227.40
		Private Works and General Administration Overheads			
		Operating Expenditure			
	2140187	PRIVATE - Private Works Expenses	\$5,805.00	\$1,884.00	\$0.00
	2140200	ADMIN - Employee Costs	\$596,726.38	\$184,188.00	\$150,861.30
	2140203	ADMIN - Uniforms	\$6,800.00	\$2,264.00	\$119.95
	2140204	ADMIN - Training & Development	\$17,100.00	\$5,700.00	\$10,258.67
	2140205	ADMIN - Recruitment	\$9,000.00	\$2,868.00	\$1,787.52
	2140206	ADMIN - Fringe Benefits Tax (FBT)	\$9,656.00	\$2,968.00	\$15,320.00
	2140208	ADMIN - Other Employee Expenses	\$5,000.00	\$1,636.00	\$152.86
	2140209	ADMIN - Travel & Accommodation	\$12,000.00	\$4,800.00	\$155.00
	2140210	ADMIN - Motor Vehicle Expenses	\$29,308.00	\$9,768.00	\$4,894.17
	2140215	ADMIN - Printing and Stationery	\$50,000.00	\$16,664.00	\$14,362.19
	2140216	ADMIN - Postage and Freight	\$2,500.00	\$832.00	\$164.08
	2140220	ADMIN - Communication Expenses	\$48,000.00	\$16,000.00	\$14,707.70
	2140221	ADMIN - Information Technology	\$50,000.00	\$16,664.00	\$5,592.91
	2140226	ADMIN - Office Equipment Mtce	\$1,000.00	\$332.00	\$180.00
	2140227	ADMIN - Records Management	\$2,600.00	\$864.00	\$0.00
	2140230	ADMIN - Insurance Expenses (Other than Bld and W/Comp)	\$45,801.16	\$15,264.00	\$47,910.86
	2140240	ADMIN - Advertising and Promotion	\$15,000.00	\$5,000.00	\$1,538.96
	2140241	ADMIN - Subscriptions and Memberships	\$7,000.00	\$2,332.00	\$2,278.10
	2140252	ADMIN - Consultants	\$150,000.00	\$50,000.00	\$98,168.52
	2140265	ADMIN - Software Licences/Upgrades	\$100,000.00	\$33,332.00	\$54,011.49
	2140284	ADMIN - Audit Fees	\$70,000.00	\$23,332.00	\$9,300.00
	2140285	ADMIN - Legal Expenses	\$20,000.00	\$6,664.00	\$0.00
	2140286	ADMIN - Expensed Minor Asset Purchases	\$15,000.00	\$5,000.00	\$3,144.51
	2140287	ADMIN - Other Expenses	\$1,000.00	\$332.00	\$362.73
	2140288	ADMIN - Building Operations	\$94,185.00	\$30,784.00	\$37,816.31
	2140289	ADMIN - Building Maintenance	\$24,309.00	\$8,000.00	\$29,209.10
	2140292	ADMIN - Depreciation	\$148,737.00	\$49,576.00	\$0.00
	2140298	ADMIN - Admin Staff Housing Costs Allocated	\$147,498.00	\$49,164.00	\$23,787.80
	2140299	ADMIN - Administration Overheads Recovered	-\$1,678,221.00	-\$559,404.00	-\$493,069.47
		Total Operating Expenditure	\$5,804.54	-\$13,192.00	\$33,015.26
		Public Works Overheads			

31/10/2023	COA	Description	Budget 23/24	YTD Budget 30/09/2023	YTD Actual 30/09/2023
		Operating Expenditure			
	2140300	PWO - Employee Costs	\$267,164.75	\$82,200.00	\$231,374.39
	2140303	PWO - Uniforms	\$7,500.00	\$2,500.00	\$1,546.18
	2140304	PWO - Training & Development	\$10,000.00	\$3,332.00	\$2,069.09
	2140305	PWO - Recruitment	\$5,000.00	\$1,664.00	\$44.50
	2140307	PWO - Protective Clothing	\$2,000.00	\$664.00	\$0.00
	2140308	PWO - Other Employee Expenses	\$750.00	\$228.00	\$0.00
	2140310	PWO - Motor Vehicle Expenses	\$77,595.50	\$25,864.00	\$13,618.34
	2140316	PWO - Postage and Freight	\$2,000.00	\$664.00	\$1,022.95
	2140320	PWO - Communication Expenses	\$8,000.00	\$2,664.00	\$1,869.67
	2140321	PWO - Information Technology	\$8,000.00	\$2,664.00	\$9,597.51
	2140323	PWO - Sick Pay	\$28,059.00	\$8,632.00	\$9,197.51
	2140324	PWO - Annual Leave	\$65,936.00	\$20,288.00	\$29,640.20
	2140325	PWO - Public Holidays	\$37,003.00	\$11,384.00	\$2,248.93
	2140329	PWO - Insurance Expenses (Except Workers Comp)	\$19,566.00	\$6,520.00	\$19,565.46
	2140330	PWO - OHS and Toolbox Meetings	\$45,337.00	\$15,332.00	\$32,910.42
	2140352	PWO - Consultants	\$10,000.00	\$3,332.00	\$7,960.54
	2140361	PWO - Engineering & Technical Support	\$50,000.00	\$16,664.00	\$1,000.00
	2140365	PWO - Maintenance/Operations	\$117,960.00	\$37,496.00	\$36,234.87
	2140371	PWO Bldg Mtce - Employee Costs	\$47,772.00	\$14,696.00	\$5,744.31
	2140372	PWO Bldg Mtce - Uniforms	\$500.00	\$152.00	\$0.00
	2140373	PWO Bldg Mtce - Training & Development	\$1,000.00	\$332.00	\$0.00
	2140374	PWO Bldg Mtce - Recruitment	\$0.00	\$0.00	\$0.00
	2140376	PWO Bldg Mtce - Protective Clothing	\$1,000.00	\$304.00	\$0.00
	2140380	PWO Bldg Mtce - Expendable Tools	\$1,000.00	\$332.00	\$0.00
	2140381	PWO Bldg Mtce - Minor Expenses	\$500.00	\$164.00	\$0.00
	2140386	PWO - Expensed Minor Asset Purchases	\$20,000.00	\$6,664.00	\$982.00
	2140392	PWO - Depreciation	\$16,013.00	\$5,336.00	\$0.00
	2140393	PWO - LESS Allocated to Works (PWO's)	-\$1,328,705.00	-\$442,900.00	-\$434,875.36
	2140398	PWO - Staff Housing Costs Allocated	\$25,936.00	\$8,644.00	\$4,934.38
	2140399	PWO - Administration Allocated	\$453,120.00	\$151,040.00	\$133,128.55
	2140400	POC - Internal Plant Repairs - Wages & O/Head	\$217,106.00	\$70,568.00	\$30,478.72
	2140411	POC - External Parts & Repairs	\$78,960.00	\$26,320.00	\$13,053.60
	2140412	POC - Fuels and Oils	\$163,181.25	\$54,392.00	\$34,945.69
	2140413	POC - Tyres and Tubes	\$29,400.00	\$9,800.00	\$507.50
	2140416	POC - Licences/Registrations	\$6,929.00	\$6,929.00	\$6,700.97
	2140417	POC - Insurance Expenses	\$21,366.00	\$7,120.00	\$21,364.00
	2140492	POC - Depreciation	\$261,280.50	\$87,092.00	\$0.00
	2140494	POC - LESS Plant Operation Costs Allocated to Works	-\$778,222.75	-\$259,404.00	-\$143,414.94
		Total Operating Expenditure	\$7.25	-\$10,327.00	\$73,449.98
		Salaries And Wages			
		Operating Expenditure			
	2140500	SAL - Gross Salary and Wages	\$2,441,406.57	\$751,200.00	\$677,083.00
	2140501	SAL - LESS Salaries & Wages Allocated	-\$2,441,406.57	-\$751,200.00	-\$677,083.00
		Total Operating Expenditure	\$0.00	\$0.00	\$0.00
		Total Operating Income	-\$28,250.00	-\$9,412.00	-\$16,227.40
		Total Operating Expenditure	\$5,811.79	-\$23,519.00	\$106,465.24
		Total Operating Income	-\$12,495,852.98	-\$6,167,243.00	-\$5,560,006.76
		Total Operating Expenditure	\$8,565,893.44	\$2,811,635.00	\$1,740,746.98

14.1.2	List of Monthly Payments - October 2023
LOCATION	Not Applicable
APPLICANT	Internal
DOCUMENT REF	NAM1208
DATE OF REPORT	13 November 2023
AUTHOR	Chief Financial Officer, Kristy Van Kuyl
RESPONSIBLE OFFICER	Chief Executive Officer, Glenda Teede
OFFICER DISCLOSURE OF INTEREST	Nil
ATTACHMENT	1. List of Payment October 2023 [14.1.2.1 - 5 pages]

SUMMARY:

To receive the list of payments made for the month of October 2023

BACKGROUND:

Payments have been made by cheque, electronic funds transfer (EFT), direct transfer from the Council's Municipal Bank account and duly authorised as required by Council Policy. These payments have been made under delegated authority to the Chief Executive Officer and are reported to the Council.

COMMENT:

The Cheque, EFT, Direct Debit, Credit Card, Payroll, Fuel Card payments that have been made for the month of October 2023 are attached.

CONSULTATION:

Nil

STATUTORY AUTHORITY:

Local Government (Financial Management) Regulations 1996 r13

POLICY IMPLICATIONS:

Policy 4.7 – Creditors Preparation for Payment

FINANCIAL IMPLICATIONS:

A total of \$1,571,878.24 has been withdrawn from Municipal Bank Account.

RISK ASSESSMENT:

The Shire may incur reputational damage if financial obligations are not met.

STRATEGIC IMPLICATIONS:

The Shire’s Strategic Community Plan 2021-2031 outlines the following Outcome and Strategy:

Outcome
4.2 An efficient and effective organisation.

Strategy
4.2.1 Maintain a high level of corporate governance, responsibility and accountability.

Accordingly, the officer’s recommendation aligns with the Strategic Community Plan.

VOTING REQUIREMENTS:

Simple Majority

OFFICER RECOMMENDATION/COUNCIL DECISION:

Council Resolution Number:	188 / 23
-----------------------------------	-----------------

Moved: Cr S Sudhir Seconded: Cr K Tucker

That the list of payments for the month of October 2023 totalling \$1,571,878.24 being:

- 1. Electronic Funds Transfer from EFT8452 to EFT8548, payments from Municipal Fund totalling \$1,399,715.36**
- 2. Direct Debit payments from the Municipal Fund totalling \$50,868.77**
- 3. Payroll payments from the Municipal Fund totalling \$111,696.44**
- 4. Credit Card payments for the Statement Month of September 2023 from the Municipal Fund totalling \$7,447.95**
- 5. Fuel Card payments from the Municipal Fund totalling \$2,149.72**

be received.

Carried	7 / 0
----------------	--------------

**For: Cr P Warner, Cr S Sudhir, Cr G Dwyer, Cr J Dwyer, Cr A Tucker, Cr I Baird
and Cr K Tucker
Against: Nil**

Shire of Menzies
Payments for the Month of October 2023

Date	Name	Description	Amount
		EFT	\$1,399,715.36
		Direct Debit	\$50,868.77
		Credit Card Payment	\$7,447.95
		Payroll	\$111,696.44
		Fuel Card Payment	\$2,149.72
		<u>Total Payments</u>	<u>\$1,571,878.24</u>

Shire of Menzies
Payments for the Month of October 2023

Chq/EFT	Date	Name	Description	Amount
DD5902.1	02/10/2023	WESTNET	CRC PUBLIC INTERNET OCTOBER 2023	54.99
DD5907.1	03/10/2023	AWARE SUPER PTY LTD	SUPERANNUATION CONTRIBUTIONS PPE 03/10/2023	10,482.08
DD5907.2	03/10/2023	AUSTRALIAN SUPER	SUPERANNUATION CONTRIBUTIONS PPE 03/10/2023	1,300.83
DD5907.3	03/10/2023	CARE SUPER	SUPERANNUATION CONTRIBUTIONS PPE 03/10/2023	138.84
DD5907.4	03/10/2023	THE TRUSTEE FOR AUSTRALIAN RETIREMENT TRUST	SUPERANNUATION CONTRIBUTIONS PPE 03/10/2023	563.75
DD5907.5	03/10/2023	TWU SUPER FUND	SUPERANNUATION CONTRIBUTIONS PPE 03/10/2023	549.81
DD5907.6	03/10/2023	CBUS	SUPERANNUATION CONTRIBUTIONS PPE 03/10/2023	397.48
DD5911.1	09/10/2023	POWER ICT PTY LTD	MESSAGES ON HOLD - OCTOBER 2023	75.90
DD5911.2	09/10/2023	TELSTRA	SHIRE OF MENZIES OFFICE, CRC, INTERNET AND MOBILE PHONE FROM 17/09/2023 TO 16/10/2023	3,692.28
DD5917.1	10/10/2023	THE WEST AUSTRALIAN	SUBSCRIPTION TO NEWSPAPER ONLINE - OCTOBER 2023	28.00
DD5926.1	16/10/2023	RESONLINE	COMMISSION ON CARAVAN PARK ONLINE BOOKING FEES SEPTEMBER 2023	242.00
DD5930.1	17/10/2023	IOOF ESSENTIAL SUPER	SUPERANNUATION CONTRIBUTIONS PPE 17/10/2023	202.09
DD5930.2	17/10/2023	AWARE SUPER PTY LTD	SUPERANNUATION CONTRIBUTIONS PPE 17/10/2023	11,614.17
DD5930.3	17/10/2023	AUSTRALIAN SUPER	SUPERANNUATION CONTRIBUTIONS PPE 17/10/2023	1,415.67
DD5930.4	17/10/2023	CARE SUPER	SUPERANNUATION CONTRIBUTIONS PPE 17/10/2023	694.26
DD5930.5	17/10/2023	THE TRUSTEE FOR AUSTRALIAN RETIREMENT TRUST	SUPERANNUATION CONTRIBUTIONS PPE 17/10/2023	563.75
DD5930.6	17/10/2023	CBUS	SUPERANNUATION CONTRIBUTIONS PPE 17/10/2023	532.00
DD5930.7	17/10/2023	LGIASUPER	SUPERANNUATION CONTRIBUTIONS PPE 17/10/2023	84.10
DD5930.8	17/10/2023	HESTA	SUPERANNUATION CONTRIBUTIONS PPE 17/10/2023	57.82
DD5930.9	17/10/2023	TWU SUPER FUND	SUPERANNUATION CONTRIBUTIONS PPE 17/10/2023	547.02
DD5932.1	17/10/2023	NAB	NAB CONNECT FEE OCTOBER 2023	26.24
DD5937.1	18/10/2023	PIVOTEL SATELLITE PTY LTD	TRAK SPOT TRACKING CHARGE ACCOUNT 40063522 - OCTOBER 2023	34.00
DD5939.1	19/10/2023	HORIZON POWER	ELECTRICITY - 161515 - STREET LIGHT - USAGE FROM 1/09/2023 TO 30/09/2023	1,046.16
DD5950.1	24/10/2023	AUSTRALIA POST	STAMPS AND PREPAID SACHELS FOR CRC	531.19
DD5958.1	31/10/2023	AWARE SUPER PTY LTD	SUPERANNUATION CONTRIBUTIONS PPE 31/10/2023	10,694.85
DD5958.2	31/10/2023	AUSTRALIAN SUPER	SUPERANNUATION CONTRIBUTIONS PPE 31/10/2023	1,301.37
DD5958.3	31/10/2023	CARE SUPER	SUPERANNUATION CONTRIBUTIONS PPE 31/10/2023	665.18
DD5958.4	31/10/2023	THE TRUSTEE FOR AUSTRALIAN RETIREMENT TRUST	SUPERANNUATION CONTRIBUTIONS PPE 31/10/2023	563.75
DD5958.5	31/10/2023	TWU SUPER FUND	SUPERANNUATION CONTRIBUTIONS PPE 31/10/2023	480.03
DD5958.6	31/10/2023	CBUS	SUPERANNUATION CONTRIBUTIONS PPE 31/10/2023	402.17
DD5960.1	31/10/2023	NAB	ACCOUNT FEES A.K.F OCTOBER 2023	1,177.43
TOTAL DIRECT DEBIT				\$50,868.77

Shire of Menzies
Payments for the Month of October 2023

Chq/EFT	Date	Name	Description	Amount
EFT8452	05/10/2023	MOKI INTERNATIONAL PTY LTD	MOBILE PHONE CHARGERS AND ACCESSORIES FOR CRC SALE	423.51
EFT8453	05/10/2023	STRATCO	KWIKSET FOR FENCE SUPPLIES AT 12A WALSH STREET	450.00
EFT8454	05/10/2023	MONARCH VENTURES PTY LTD T/AS ROADTECH CIVIL & CONSTRUCTION	AUGUST 2023 AND SEPTEMBER 2023 PROGRESS CLAIM FOR TJUNTJUNTJARA ACCESS ROAD	982,394.15
EFT8455	05/10/2023	CHILD SUPPORT	PAYROLL DEDUCTIONS PPE 03/10/2023	344.28
EFT8456	05/10/2023	3E ADVANTAGE	ADMIN & CRC PRINTER USAGE SEPTEMBER 2023	2,769.42
EFT8457	05/10/2023	XSTRA GLOBAL IT AND COMMUNICATION SOLUTIONS	YEALINK T54W WIRELESS AND BLUETOOTH LANDLINE PHONES FOR DEPOT OFFICE	1,080.20
EFT8458	05/10/2023	EASTERN GOLDFIELDS HISTORICAL SOCIETY	CRC RESALE BOOKS - GHOST TOWNS OF THE NORTH COUNTRY	87.00
EFT8459	05/10/2023	QUALITY PUBLISHING AUSTRALIA	CRC RESALE - BOOKS	378.10
EFT8460	05/10/2023	PUREWATER POOL SERVICES PTY LTD	REPLACE CHLORINATION CONTROLLER	17,996.00
EFT8461	05/10/2023	BEILBY DOWNING TEAL PTY LTD	CEO RECRUITMENT PROCESS BAND 4 2ND STAGE INVOICE	5,087.50
EFT8463	05/10/2023	SPARTAN FIRST PTY LTD	CATE VO - PRE-EMPLOYMENT MEDICAL	374.00
EFT8464	05/10/2023	SLADE CONTRACTING PTY LTD	NEW HOT WATER SYSTEM - OLD POST OFFICE BUILDING	4,326.50
EFT8465	05/10/2023	BOB WADDELL & ASSOCIATES PTY LTD	ASSISTANCE WITH SEPTEMBER 2023 MONTHLY FINANCIAL STATEMENTS	577.50
EFT8466	05/10/2023	LEWIS HORNE	LANTERN WORKSHOP AND FESTIVAL FOR MENZIES DISCOVERY DAY 2023	3,500.00
EFT8467	05/10/2023	BREATHALYSER SALES & SERVICE PTY LTD	2X - ALCOMESURE WM BREATHALYSER	18,084.00
EFT8468	05/10/2023	RARE EARTHS M&C PTY LTD T/AS MENZIES HOTEL	REFRESHMENT - TRAVEL TO TJUNTJUNTJARA	193.90
EFT8469	05/10/2023	ROBERT JOHN STEWART	RETURN FLIGHT TO PERTH TO ATTEND OPENING OF TENDER RFT 04/23	401.87
EFT8470	05/10/2023	KIM TIEN TRAN	REIMBURSEMENT FOR FLIGHT FARE KALGOORLIE-PERTH FOR WALGA RATES TRAINING.	399.03
EFT8471	05/10/2023	SEAN MCGAY	REIMBURSEMENT FOR PURCHASE OF POWER BOARD FOR CARAVAN PARK	42.87
EFT8472	05/10/2023	TALIS CONSULTANTS	PRELIMINARY SITE INVESTIGATION - 50 SHENTON STREET	1,933.91
EFT8473	05/10/2023	OMNICOM MEDIA GROUP AUSTRALIA PTY LTD T/AS MARKETFORCE	ADVERT WEST AUSTRALIAN RFT - 4-23 NEW TRUCK WITH MOUNTED WASTE COMPACTER	1,231.12
EFT8474	05/10/2023	OZTROLOGY PTY LTD	OZTROLOGY CARDS SET FOR CRC RESALE	212.40
EFT8475	05/10/2023	DESMOND JOHN SONNTAG	RATES REFUND FOR ASSESSMENT A4901 P40/01322 MINING TENEMENT	178.93
EFT8476	05/10/2023	RAMM, REBEKAH SARAH JAYNE TA FUN ZONE PARTY HIRE	DEPOSIT - INFLATABLE EQUIPMENT FOR MENZIES DISCOVERY DAY	1,000.00
EFT8477	05/10/2023	CARAVAN INDUSTRY ASSOCIATION WA (INC)	CIAWA MEMBERSHIP - ONE YEAR FOR MENZIES CARAVAN PARK	1,100.00
EFT8478	05/10/2023	WA LOCAL GOVERNMENT ASSOCIATION (WALGA)	TIEN TRAN - RATES TRAINING IN LOCAL GOVERNMENT DEBT COLLECTION	1,276.00
EFT8479	05/10/2023	ROBERT GLENN BONE	CONSULTING SERVICE GRV MINING RATING FOE EDJUDINA AND RIVERINA	2,167.50
EFT8480	05/10/2023	AUSTRALIAN COMMUNICATIONS & MEDIA AUTH	BROADCASTING/RETRANSMISSION - LICENCE AUSTRALIA COMMUNICATIONS AND MEDIA AUTHORITY	180.00
EFT8481	05/10/2023	WESTFARMERS LTD T/AS BUNNINGS	CARAVAN PARK - GARDEN AND RETIC MATERIALS - TAPS, GARDEN HOSE AND POLY IRRIGATION	779.15
EFT8482	05/10/2023	TECHNOLOGICA PTY LTD	RESALE TELSTRA PREPAID OPPO A16S	597.60
EFT8483	05/10/2023	EAGLE PETROLEUM (W.A) PTY LTD	DEPOT BULK FUEL DELIVERY 8000 LITRES DIESEL	16,719.45
EFT8484	05/10/2023	ROVAR PTY LTD T/AS GOLDLINE DISTRIBUTORS	FOOD, MILK, CONSUMABLES, TOILET PAPER AND HAND TOWEL	1,389.32
EFT8485	05/10/2023	HESPERIAN PRESS	CRC RESALE - BOOKS	715.10
EFT8486	05/10/2023	IT VISION	SHIRE LOGO UPDATE FOR RATES, DEBTOR, PAYROLL AND PURCHASE ORDER	554.40
EFT8487	05/10/2023	LANDGATE	MINING TENEMENT SCHEDULES SEPTEMBER 2023	158.40
EFT8488	05/10/2023	SHIRE OF MENZIES SOCIAL CLUB	PAYROLL DEDUCTIONS PPE 03/10/2023	180.00
EFT8489	05/10/2023	MENZIES ABORIGINAL CORPORATION	PAYROLL DEDUCTIONS PPE 03/10/2023	360.00
EFT8490	05/10/2023	MLG OZ PTY LTD	RATES REFUND FOR ASSESSMENT A4151 E29/00742 MINING TENEMENT	1,163.86
EFT8491	05/10/2023	OFFICE NATIONAL	REPAIR PRINTER TRAVEL CHARGE	480.70
EFT8492	05/10/2023	THE TRUSTEE OF MAJ TRUST T/AS SHERIDAN'S	NAME BADGE FOR COMMUNITY ENGAGEMENT OFFICER - T VO	42.85
EFT8493	05/10/2023	SQUIRE PATTON BOGGS	NATIVE TITLE CLAIMS - WC2020/004 UPURLI UPURLI NGGURATJA	1,664.30
EFT8494	05/10/2023	MOORE STEPHENS T/AS MOORE AUSTRALIA	CFO - FINANCIAL REPORTING WORKSHOP MAY 2023	2,365.00
EFT8495	12/10/2023	DEPARTMENT OF MINES INDUSTRY REGULATION AND SAFETY	BUILDING PERMIT 3/23 - 53 SHENTON STREET TRANSPORTABLE TOILET	56.65
EFT8496	12/10/2023	WBS MODULAR PTY LTD T/AS EVOKE LIVING HOMES	RFQ 01/22 DESIGN AND CONSTRUCT STAFF ACCOMMODATION CM-324 - 29A REID STREET AND 29B REID STREET CR GREG DWYER TRAVEL CLAIM FROM JULY 2023 TO SEPTEMBER 2023 - NLRC CANBERRA 2023 - MEALS, TRAVEL AND ACCOMMODATION, TJUNTJUNTJARRA SEPTEMBER OCM, WALGA CONFERENCE 2023, OCM JULY AND AUGUST 2023 AND MEETINGS	205,791.52
EFT8497	12/10/2023	GREGORY DWYER	CR JILL DWYER - TRAVEL CLAIM GVROC, CEO SELECTION AND DINER PANEL FROM 28/07/2023 TO 12/09/2023	5,978.31
EFT8498	12/10/2023	JILLIAN DWYER	CR JILL DWYER - TRAVEL CLAIM GVROC, CEO SELECTION AND DINER PANEL FROM 28/07/2023 TO 12/09/2023	800.10
EFT8499	16/10/2023	TECHWEST SOLUTIONS PTY LTD	SERVICE CALL TO SITE TO REPAIR MATV TRANSCODER DUE TO POWER OUTAGE	4,068.68
EFT8500	16/10/2023	NETLOGIC INFORMATION TECHNOLOGY	NEW CEO COMPUTER AND IT ACCESSORIES	4,679.00
EFT8501	19/10/2023	CANINE CONTROL	RANGER SERVICE'S 21ST SEPTEMBER 23	3,630.00
EFT8502	19/10/2023	LEONORA PHARMACY	PHARMACY ITEMS SOLD ON CONSIGNMENT FOR THE MONTH OF SEPTEMBER	487.55
EFT8503	19/10/2023	STRATCO	12A WALSH - CARPORT AND FENCE DUPLEX LOT 12A WALSH ST (NORTH UNIT) - BUILDING	4,725.50
EFT8504	19/10/2023	CHILD SUPPORT	PAYROLL DEDUCTIONS PPE 17/10/2023	344.28
EFT8505	19/10/2023	XSTRA GLOBAL IT AND COMMUNICATION SOLUTIONS	FY 23/24 MONTHLY PBX RENTAL AND SERVICES - OCTOBER 2023	650.82
EFT8506	19/10/2023	NEXUS MINERALS LIMITED	RATES REFUND FOR ASSESSMENT A5218 E28/02526 MINING TENEMENT	105.21
EFT8507	19/10/2023	COOLGARDIE TYRE SERVICE	SUPPLY AND FIT 4 NEW TYRES AND CARRY OUT WHEEL ALIGNMENT	1,430.00
EFT8508	19/10/2023	BEILBY DOWNING TEAL PTY LTD	CEO RECRUITMENT PROCESS 3RD STAGE INVOICE	4,537.50
EFT8509	19/10/2023	BOB WADDELL & ASSOCIATES PTY LTD	ASSISTANCE WITH FV QUERIES, AUDITOR AND SEPTEMBER 2023 MONTHLY FINANCIAL STATEMENTS	1,196.25
EFT8510	19/10/2023	CABCHARGE PAYMENTS PTY LTD	TAXI FARE FROM CANBERRA TO PIALLIGO - WALGA CONFERENCE - CR GREG DWYER	9.66
EFT8511	19/10/2023	JASON DIMER	NICKEL N DIMER - MENZIES DISCOVERY DAY 2023 BAND AND MC WORK	2,850.00
EFT8512	19/10/2023	BREATHALYSER SALES & SERVICE PTY LTD	BREATHALYSER FREIGHT CHARGE FROM PERTH TO MENZIES	187.00
EFT8513	19/10/2023	TRUE CIVIL CONSULTING WA	CONSTRUCTION ADMINISTRATION WATER MAIN EXTENSION 21-29 REID AND 22-26 MERCER STREET	9,460.00

Shire of Menzies
Payments for the Month of October 2023

Chq/EFT	Date	Name	Description	Amount
EFT8514	19/10/2023	RARE EARTHS M&C PTY LTD T/A AS MENZIES HOTEL	REFRESHMENT FOR LEMC MEETING	27.00
EFT8515	19/10/2023	ROBERT JOHN STEWART	ROBERT STEWART - REIMBURSEMENT FOR FLIGHTS (MOVING EXPENSES)	401.91
EFT8516	19/10/2023	SATURN METALS LIMITED	RATES REFUND FOR ASSESSMENT A5137 P31/02073 MINING TENEMENT	140.57
EFT8517	19/10/2023	RYAN JAMES CURNOW	RATES REFUND FOR ASSESSMENT A5014 P40/01346 MINING TENEMENT	184.43
EFT8518	19/10/2023	RAMM, REBEKAH SARAH JAYNE TA FUN ZONE PARTY HIRE	FINAL PAYMENT INFLATABLE EQUIPMENT FOR MENZIES DISCOVERY DAY	2,350.00
EFT8519	19/10/2023	SHIRE OF MOUNT MAGNET	EHO/BUILDING SURVEYOR SERVICES FOR AUGUST 2023	770.07
EFT8520	19/10/2023	JEMO PTY LTD T/AS SNAP KALGOORLIE	MENZIES DISCOVERY DAY FLYERS	294.36
EFT8521	19/10/2023	LYNN DEVEREUX HAZELTON	LYNN HAZELTON - MUSIC PERFORMANCE FOR MENZIES DISCOVERY DAY 2023	3,000.00
EFT8522	19/10/2023	VELO RESOURCES PTY LTD	RATES REFUND FOR ASSESSMENT A5903 E39/02149 MINING TENEMENT	2,679.90
EFT8523	19/10/2023	LY MINH THU VO	REIMBURSEMENT FOR WORKING WITH CHILDREN CHECK	145.70
EFT8524	19/10/2023	AIR LIQUIDE AUSTRALIA LTD	DEPOT - RENTAL ON OXYGEN CYLINDER SEPTEMBER 2023	28.16
EFT8525	19/10/2023	WESTFARMERS LTD T/AS BUNNINGS	OLD BUTCHER SHOP (CAFÉ), TOWN HALL & DEPOT CONSUMABLES - ROOF VENT, PAINT, CEMENT BONDCRETE	3,251.84
EFT8526	19/10/2023	TECHNOLOGICA PTY LTD	CRC RESALE - GALAXY A14 SAMSUNG HANDSET X 3	597.60
EFT8527	19/10/2023	CHOICES FLOORING BY KENNEDYS	56 WILSON STREET REPLACEMENT CARPET AND UNDERLAY	3,826.00
EFT8528	19/10/2023	COMFORT STYLE	56 WILSON STREET ACCOMODATION FURNITURE MATTRESS AND BASE'S	2,421.00
EFT8529	19/10/2023	CORE BUSINESS AUSTRALIA PTY LTD	CLAIM 7 JUNE 2023 TO SEPTEMBER 2023 - DRFAWA SUPERVISION (FLOOD DAMAGE TECHNICAL SUPPORT)	17,848.64
EFT8530	19/10/2023	CYBERSECURE	CLOUD STORAGE, BACKUP SUBSCRIPTION SEPTEMBER 23	549.18
EFT8531	19/10/2023	DEBRA KAY PIANTO	REIMBURSEMENT FOR PURCHASES MADE FOR FOOD AND WATER FOR MENZIES DISCOVERY DAY	309.85
EFT8532	19/10/2023	GOLDFIELDS TOYOTA	FIT SUPPLIED BATTERY TO VEHICLE - P0242 3MN TOYOTA HILUX 4X4	93.50
EFT8533	19/10/2023	HEATLEYS SAFETY AND INDUSTRIAL	IRENE - UNIFORM ORDER TROUSERS AND BOOTS	323.64
EFT8534	19/10/2023	HORIZON POWER	ELECTRICITY - 560335 - UNIT A/55 WALSH STREET - USAGE FROM 26/08/2023 TO 09/10/2023	103.94
EFT8535	19/10/2023	SHIRE OF MENZIES SOCIAL CLUB	PAYROLL DEDUCTIONS PPE 17/10/2023	235.00
EFT8536	19/10/2023	MENZIES ABORIGINAL CORPORATION	PAYROLL DEDUCTIONS PPE 17/10/2023	360.00
EFT8537	19/10/2023	NETLOGIC INFORMATION TECHNOLOGY	FY 23/24 IT SUPPORT - CONSULTING LABOUR 19/09/2023 - 05/10/2023	712.50
EFT8538	19/10/2023	REYNOLDS GRAPHICS	ADMIN STATIONERY - 2500 DL ENVELOP WITH SHIRE LOGO	995.50
EFT8539	19/10/2023	MOORE STEPHENS T/AS MOORE AUSTRALIA	FINANCE EOFY 22/23 PROCESSING ROLL OVER	5,885.00
EFT8540	19/10/2023	VERLINDEN'S ELECTRICAL SERVICE	ELECTRICAL MAINTENANCE - ADMIN OFFICE, WATER PARK AND GENERATOR	7,557.00
EFT8541	25/10/2023	ROHAN S BAIRD	SITTING FEE FOR CR. ROHAN S BAIRD OCTOBER 2023	907.58
EFT8542	25/10/2023	SUDHIR	SITTING FEE FOR CR. SUDHIR OCTOBER 2023	907.58
EFT8543	25/10/2023	IAN BAIRD	SITTING FEE CR. IAN BAIRD OCTOBER 2023	1,338.16
EFT8544	25/10/2023	GREGORY DWYER	SITTING FEE CR. GREG DWYER OCTOBER 2023	3,490.67
EFT8545	25/10/2023	JILLIAN DWYER	SITTING FEE CR JILL DWYER OCTOBER 2023	907.58
EFT8546	25/10/2023	ANDREW TUCKER	MEMBER SITTING FEE CR. ANDREW TUCKER OCTOBER 2023	907.58
EFT8547	25/10/2023	PAUL WARNER	SITTING FEE FOR CR. PAUL WARNER OCTOBER 2023	907.58
EFT8548	25/10/2023	WATER CORPORATION	WATER - SHIRE OF MENZIES VARIOUS PROPERTIES - USAGE FROM 09/08/2023 TO 11/10/2023	3,330.99
Total EFT				\$1,399,715.36

Shire of Menzies
Payments for the Month of October 2023

Date	Name	Description	Amount
		CEO CARD NO: **** * 2547	
28/09/2023	WOOLWORTHS KALGOORLIE	FOOD FOR TRAVELING TO ATTEND OCM TJUNTJUNTJARA - SEPTEMBER 2023	\$87.71
28/07/2023	NAB	MONTHLY CARD FEE - August 2023	\$9.00
		TOTAL CEO CREDIT CARD	\$96.71
		CFO CARD NO: **** * 6310	
01/09/2023	QANTAS	FLIGHT PERTH TO CANBERRA - NATIONAL ROADS CONGRESS - CR. IAN BAIRD	200.10
04/09/2023	NOVOTEL CANBERRA	ACCOMMODATION FOR CR. G DWYER AND CR I BAIRD - NATIONAL LOCAL ROADS CONGRESS	1,739.01
06/09/2023	QANTAS	FLIGHT PERTH TO CANBERRA - NATIONAL ROADS CONGRESS - CR. IAN BAIRD	132.14
06/09/2023	KENNARD HIRE	HIRE OF SCAFFOLDING- ADMIN BUILDING	412.00
11/09/2023	NOVOTEL CANBERRA	ACCOMMODATION FOR CR. G DWYER AND CR I BAIRD - NATIONAL LOCAL ROADS CONGRESS	446.16
14/09/2023	VANESSA AUSTRALIA	MAGNET FOR CRC RESALE	1,584.00
20/09/2023	VANESSA AUSTRALIA	JEWELLERY CRC RESALE	2,410.46
22/09/2023	CROWN TOWER PERTH	ACCOMMODATION FOR CR ANDREW TUCKER - WALGA CONFERENCE	31.72
25/09/2023	ADOBE	ADOBE SUBSCRIPTION - 21/09/2023 TO 20/10/2023	386.65
28/09/2023	NAB	MONTHLY CARD FEE - August 2023	9.00
		TOTAL CFO CREDIT CARD	\$ 7,351.24
04/10/2023		PAYROLL PAYMENT PPE 03/10/2023	51,203.82
19/10/2023		PAYROLL PAYMENT PPE 17/10/2023	60,492.62
		TOTAL PAYROL	\$ 111,696.44
30/10/2023		FUEL CARD - CEO - FOR THE MONTH OF OCTOBER 2023	230.74
30/10/2023		FUEL CARD - CFO - FOR THE MONTH OF OCTOBER 2023	1,005.82
30/10/2023		FUEL CARD - CDM - FOR THE MONTH OF OCTOBER 2023	493.55
30/10/2023		FUEL CARD - WORKS MANAGER - FOR THE MONTH OF OCTOBER 2023	419.61
		TOTAL FUEL CARD	\$ 2,149.72

14.2 Administration Reports

Cr P Warner declared a financial interest on Item 14.2.1 Professional Development Request - The Role of Mayors and Presidents.

Cr P Warner left the meeting at 1.13pm.

Cr S Sudhir presided the meeting.

14.2.1	Professional Development Request - The Role of Mayors and Presidents
LOCATION	Not Applicable
APPLICANT	Shire President, Cr Paul Warner
DOCUMENT REF	NAM1209
DATE OF REPORT	13 November 2023
AUTHOR	Chief Executive Officer, Glenda Teede
RESPONSIBLE OFFICER	Chief Executive Officer, Glenda Teede
OFFICER DISCLOSURE OF INTEREST	Nil
ATTACHMENT	Nil

SUMMARY:

To consider a request by the Shire President Cr Paul Warner to participate in the Western Australian Local Government Association (WALGA) Elected Member professional development course The Role of Mayors and Presidents.

BACKGROUND:

Elected Members are encouraged to take part in professional development and training to assist them in their role as community leaders and community representatives, pursuant to Council Policy 1.12 Elected Members Continuing Professional Development.

Cr Warner has indicated an interest in completing 'The Role of Mayors and Presidents' - Elected Member professional development course, which is designed for current and aspiring mayors and presidents. The expected outcomes are speaking confidently on behalf of the Council, using effective communication styles, presiding at meetings and the importance of mentoring other Elected Members.

The cost of the training is \$395 plus GST.

COMMENT:

Council's Policy 1.12 Elected Members Ongoing Professional Development was developed in recognition of the complexity and demands on Elected Members in

undertaking their role. It states the Shire is committed to resourcing Elected Members to support them in performing their duties of office and to enable attendance at conferences or to undertake professional development training relevant to their role and as required by legislation.

To ensure Elected Members are provided reasonable opportunity to participate in required, as well as ongoing, professional development, a budget provision is included annually to meet the costs of registration, travel and accommodation. There are funds available in the 2023/24 allocation to meet the costs of the requested training.

In accordance with the policy, if attendance by Elected Member/s for professional development is considered in the best interest of the Shire, and where appropriate budget provision remains to facilitate attendance, the CEO is to prepare an agenda item for the Council to consider.

Upon return from any professional development event as detailed within the policy, where registration and other associated costs are met by the Shire, the attending Elected Member is required to provide a written report on their attendance and the benefits to them and the Shire, to the CEO. The CEO is to record these reports in a register to support the required annual reporting required by legislation.

CONSULTATION:

Nil

STATUTORY AUTHORITY:

Nil

POLICY IMPLICATIONS:

Policy 1.12 Elected Members Ongoing Professional Development

FINANCIAL IMPLICATIONS:

The training fee of \$395 is to be taken from the MEMBERS – Training and Development (120401040.2100) account code while travel and accommodation to be taken from MEMBERS - Travel and Accommodation GEN (120401090.2700) account code.

RISK ASSESSMENT:

Risk Statement	Level of Risk	Risk Mitigation Strategy
When Councillors are unable to access professional development opportunities, they may miss out on	Medium	Approve the request to participate in the training.

14.2.2	Lot 8 Community Building – Naming and Purposes		
LOCATION	Shire of Menzies		
APPLICANT	Internal		
DOCUMENT REF	NAM1210		
DATE OF REPORT	14/11/2023		
AUTHOR	Community	Development	Manager,
	Sean McGay		
RESPONSIBLE OFFICER	Chief Executive Officer, Glenda Teede		
OFFICER DISCLOSURE OF INTEREST	Nil		
ATTACHMENT	1. Correspondence - So M & Archdiocese of Perth - 6 Nov 23 [14.2.2.1 - 4 pages]		

SUMMARY:

To provide a proposal around the naming and uses of the Community Building located on Lot 8, Shenton St, Menzies WA 6436.

BACKGROUND:

On 17 August 2010 the Catholic Archbishop of Perth gifted St Columba Church to the Shire of Menzies for use by legitimate religious groups and named it as a Worship Centre. It was requested that a plaque commemorating the church's connection to the Shire be placed on the worship centre, and recommended that relevant historical documents be placed in the worship centre for viewing.

Given that the worship centre (and Lot 8, on which it rests) will soon be leased for use by a community group, the Community Development Manager wrote to the Archbishop of Perth on 25 October 2023 to provide an update on the centre and to request a change in use and change of name.

A positive reply was received from the Executive Director, Finance & Administration on 6 November 2023, agreeing to the proposals put forth by the Community Development Manager.

COMMENT:

St Columba Worship Centre, as the arrangement with the Catholic Archdiocese of Perth currently stands, is to only be used by legitimate religious groups. This would be in conflict with any other use by the Shire or community groups leasing the centre.

In addition, the requested plaque has not been placed on the centre, nor has the recommendation for historical documents to be on show in the centre been explored.

(The centre was moved to Shenton St and renovated, as discussed with the Archdiocese of Perth.)

The proposals put forward to the Archdiocese of Perth (and subsequently accepted by this entity) seek to resolve past arrangements with future plans for the worship center.

CONSULTATION:

Catholic Archdiocese of Perth

STATUTORY AUTHORITY:

Local Government Act 1995
Associations Incorporation Act 2015

POLICY IMPLICATIONS:

Nil.

FINANCIAL IMPLICATIONS:

Nil.

RISK ASSESSMENT:

Risk Statement	Level of Risk	Risk Mitigation Strategy
Potential legal action from the Catholic Church should the current St Columba Worship Centre be used by any group other than a legitimate religious group	Low	Seek permission from the Catholic Archdiocese of Perth for the centre to be used for community activities

STRATEGIC IMPLICATIONS:

The Shire's Strategic Community Plan 2021-2031 outlines the following Outcome and Strategy:

1.1 An engaged and inclusive community.

1.1.1 Facilitate, encourage and support community volunteers, groups, events and initiatives.

1.1.2 Welcoming to all residents, strengthen community cohesiveness and participation.

1.1.3 Provide, maintain and improve community facilities.

1.2 A healthy and safe community.

1.2.3 Support community health and wellbeing initiatives.

2.1 An innovative, diverse and prosperous economy.

2.1.1 Support local business and encourage further investment in the district.

2.1.3 Advocate for reliable essential utility services to the district.

2.2 An attractive destination for visitors.

2.2.1 Promote our natural attractions and heritage sites as part of a regional approach.

2.2.2 Maintain and enhance our local attractions.

3.1 A well maintained, attractive built environment servicing the needs of the community.

3.1.1 Maintain the integrity of our cultural and heritage assets and places.

3.2 A natural environment for the benefit and enjoyment of current and future generations.

3.2.2 Promote reduced environmental impact within the Shire.

3.2.3 Effective biosecurity management within the Shire.

4.1 A strategically focused Council, leading our community.

4.1.2 Effectively represent, promote and advocate for the community and district.

4.1.3 Encourage and support community engagement and collaboration.

4.2 An efficient and effective organisation.

4.2.1 Maintain a high level of corporate governance, responsibility and accountability.

4.2.2 Provide appropriate services to the community in a professional and efficient manner.

Accordingly, the officer's recommendation aligns with the Strategic Community Plan.

VOTING REQUIREMENTS:

Simple Majority

OFFICER RECOMMENDATION:

That the following proposals regarding the St Columba Worship Centre / Lot 8 Community building:

- 1) Allow Menzies community groups to use the centre for activities that promote the mental and spiritual wellbeing of community members
- 2) Rename the building to "St Columba Community Centre"
- 3) Make it a condition of lease that any community group leasing the property must allow legitimate religious groups to hold services in the building
- 4) Place a plaque on the building, acknowledging its historical connection to the Catholic Church and Shire of Menzies
- 5) Explore keeping a register of marriages and other events in the building, to be maintained by the Shire (Community Services department) separately

be endorsed.

COUNCIL DECISION:

Council Resolution Number	190 / 23
----------------------------------	-----------------

Moved **Cr K Tucker** **Seconded** **Cr I Baird**

That Item 14.2.2 Lot 8 Community Building - Naming and Purposes, be deferred, and a report be presented to the Council once the ownership of the building has been confirmed, and a community consultation has been conducted.

Carried	7 / 0
----------------	--------------

For: Cr P Warner, Cr S Sudhir, Cr G Dwyer, Cr J Dwyer, Cr A Tucker, Cr I Baird and Cr K Tucker
Against: Nil

Reason for change in Officer's Recommendation:

The Councillors value community input, and there is a recognition that further information is needed to make an informed decision.



Administration Centre

Monday, 6 November 2023

Sean McGay
Community Development Manager
Shire of Menzies
Shenton Street
MENZIES WA 6436

By Email: cdm@menzies.wa.gov.au

Dear Mr McGay

Request for change of usage of St Columba Worship Centre, Menzies

I refer to your letter of 25 October 2023, requesting a change of usage to the gifted St Columba Worship Centre. Thank you for taking the time to write to His Grace and explain the proposed uses for the Centre.

The Archdiocese of Perth (on behalf of the Roman Catholic Archbishop of Perth) has no objections in regard to the proposals and supports the great activities planned to be made available to the community – this is provided the church is still open for utilisation by churches for church services when required.

Please do not hesitate to contact myself directly should you have any queries or wish to discuss further.

Yours sincerely,

Greg Russo
Executive Director, Finance & Administration
+61 8 6104 3600
greg.russo@perthcatholic.org.au

cc. Fr Brennan Sia, **Parish Priest Kalgoorlie** – brennan.sia@perthcatholic.org.au



Ref: OCR2600

His Excellency
Most Rev Timothy Costelloe SDB
Archbishop of Perth
249 Adelaide Terrace
Perth WA 6000

Dear Archbishop,

Referring to your predecessor's letter to the Shire of Menzies on 17 August 2010 (copy attached), I would like to request, on behalf of the Shire, a change of usage of the gifted St Columba Worship Centre.

After then Archbishop Hickey's visit to Menzies in 2010, he graciously gifted the St Columba Church for use by all legitimate religious groups and titled it a Worship Centre. It was also suggested to be moved to the main street, Shenton St, which was done, along with the promised restoration.

Over the last decade, St Columba Worship Centre has seen little use for its stated purpose. Most recently, a Catholic service was held there, which saw an attendance of 12 parishioners (a good turnout for a town of 120 people); we will hold regular services in future with the grace of the Parish of Kalgoorlie-Boulder. I would like to acknowledge the excellent help of Fr Brennan Sia in this regard.

I moved to Menzies in May of this year to take up the position of Community Development Manager, and one of my key projects is to promote and encourage community-led activities. That being said, two community groups in town are interested in leasing the Worship Centre and the lot on which it is based.

The purpose of the lease will be to provide community-led activities, such as gardening, movement exercises, mental health counselling and arts and crafts.

As the Worship Centre was gifted to the Shire for use by legitimate religious groups, we are cautious about leasing it out to one of these community groups, neither of which exists for religious purposes.

Therefore, I am humbly requesting your permission to change the availability of use of the St Columba Worship Centre to be operated by community groups based in Menzies.

We would propose:

Shenton Street, Menzies WA 6436
Phone: (08) 9024 2041
Email: admin@menzies.wa.gov.au

Please address all correspondence to the Chief Executive Officer, PO Box 4 Menzies WA 6436

- Allowing Menzies community groups to use the centre for activities that promote the mental and spiritual wellbeing of community members
- Renaming the building St Columba Community Centre, in honour of its previous purpose as a standalone church
- Make it a condition of lease that any community group leasing the property must allow legitimate religious groups to hold services in the building
- Place a plaque on the building as requested in 2010, acknowledging its historical connection to the Catholic Church and Shire of Menzies
- Explore keeping a register of marriages and other events in the building, to be maintained by the Shire separately

Should you require any clarifications, Your Grace, please feel free to contact me any time via email, cdm@menzies.wa.gov.au, or phone: 0487 309 547.

Yours respectfully in Christ,



Sean A McGay
Community Development Manager

25 October 2023

ARCHBISHOP OF PERTH



ST MARY'S CATHEDRAL
25 VICTORIA AVENUE, PERTH WA 6000
PO BOX Y3311, PERTH ADELAIDE TERRACE, WA 6832

FILE: / /	Lib
CEO	PRES
23 AUG 2010	
DCEO	PO
MWMS	IS
CSO	ICRS

17 August 2010

Mr Brian Seale JP
Chief Executive Office
Shire of Menzies
PO Box 4
MENZIES WA 6436

Dear Mr Seale

It was a pleasure to meet you recently in Menzies and on my Goldfields visit.

I wish to confirm my agreement with you regarding the future of the little church of St Columba in Menzies.

We are happy to turn it over to the use of the Shire as a Worship Centre, available for use by all legitimate religious groups. I think that it will have more promise if shifted to the main street.

The Church could be a historic place of interest to all visitors to Menzies, especially if it had records of marriages and other events connected with the Church.

I would ask that a plaque or its equivalent be placed on or in the Church giving its history and recording its connection to the Shire by the Catholic Church.

Both Fr Joseph Rathnaraj, Parish Priest of Kalgoorlie and I are willing to assist and offer advice about the restoration and furnishing of the Church, if requested.

I wish to thank you and the Shire for setting aside the funds to repair and restore the Church. Your generosity is much appreciated.

Yours sincerely in Jesus Christ

Most Rev B J Hickey
Archbishop of Perth

PRO 03

TELEPHONE +61 8 9223 1351 FACSIMILE +61 8 9221 1716 EMAIL bhickeyv@perthcatholic.org.au

SUSPENSION OF STANDING ORDERS:

COUNCIL DECISION:

Council Resolution Number:	191 / 23
-----------------------------------	-----------------

Moved: Cr S Sudhir

Seconded: Cr A Tucker

That Clause 8.8 of the Shire of Menzies Meeting Procedures Local Law 2021, that would otherwise prevent a member from addressing the Council more than once on any motion, be suspended.

Carried	7 / 0
----------------	--------------

For: Cr P Warner, Cr S Sudhir, Cr G Dwyer, Cr J Dwyer, Cr A Tucker, Cr I Baird and Cr K Tucker

Against: Nil

14.2.3	Adoption of Caravan Park Rules
LOCATION	Shire of Menzies
APPLICANT	Internal
DOCUMENT REF	NAM1211
DATE OF REPORT	14/11/2023
AUTHOR	Community Development Manager, Sean McGay
RESPONSIBLE OFFICER	Chief Executive Officer, Glenda Teede
OFFICER DISCLOSURE OF INTEREST	Nil
ATTACHMENT	1. Caravan Park Rules Regulations November 2023 [14.2.3.1 - 2 pages]

SUMMARY:

To request that the Council endorse the rules and regulations of the Menzies Caravan Park.

BACKGROUND:

Menzies Caravan Park is run by the Shire of Menzies, with day-to-day operations managed by the Caravan Park Caretaker and overall management the responsibility of the Community Development Manager.

The caravan park has unofficial rules and regulations from 2021, though they have never been confirmed by the Council.

The rules and regulations have recently been updated to reflect recent changes in the booking system and security (i.e. a new online booking system and check-in procedure and installation of an electric gate, respectively) and to ensure they are in compliance with industry standards and laws.

COMMENT:

Menzies Caravan Park has seen improvements to its infrastructure and management over the last six months, including joining the industry peak body, Caravan Industry Association of Western Australia.

The caravan park has maintained its 4.7-star rating on the Wikicamps app, making it the equal highest rated (with Grass Patch) caravan park in the Goldfields-Esperance region.

Updating the caravan park rules and regulations in accordance with industry standards, best practice and laws, and having them confirmed by the Council is one more step to having a professionally run caravan park.

CONSULTATION:

Caravan Industry Association of Western Australia

STATUTORY AUTHORITY:

Local Government Act 1995

Residential Parks (Long-stay Tenants) Act 2006

Residential Parks (Long-stay Tenants) Regulations 2007

POLICY IMPLICATIONS:

Nil.

FINANCIAL IMPLICATIONS:

Nil.

RISK ASSESSMENT:

Risk Statement	Level of Risk	Risk Mitigation Strategy
Injury to guests or visitors should they lack clear guidance/direction on Caravan Park rules.	Medium	Ensure caravan park rules and regulations are updated regularly in accordance with relevant laws.
Legal action taken against Shire of Menzies by guests and visitors to the caravan park should they injure themselves in absence of formalised rules.	High	Formalise/confirm caravan park rules and regulations.
The rating and reputation of Menzies Caravan Park lowers in absence of rules that follow best practice.	Low	Ensure caravan park rules and regulations are updated regularly in accordance with industry standards and best practice.

STRATEGIC IMPLICATIONS:

The Shire's Strategic Community Plan 2021-2031 outlines the following Outcome and Strategy:

1.1 An engaged and inclusive community.

1.1.3 Provide, maintain and improve community facilities.

2.2 An attractive destination for visitors.

2.2.1 Promote our natural attractions and heritage sites as part of a regional approach.

2.2.2 Maintain and enhance our local attractions.

2.2.3 Continue to provide and maintain visitor support services.

3.2 A natural environment for the benefit and enjoyment of current and future generations.

3.2.1 Encourage community and visitors to keep our district clean and tidy.

3.2.2 Promote reduced environmental impact within the Shire.

3.2.3 Effective biosecurity management within the Shire.

4.2 An efficient and effective organisation.

4.2.1 Maintain a high level of corporate governance, responsibility and accountability.

Accordingly, the officer's recommendation aligns with the Strategic Community Plan.

VOTING REQUIREMENTS:

Simple Majority

OFFICER RECOMMENDATION:

That the Menzies Caravan Park Rules & Regulations, read as follows:

'Check-in and check-out: Check-in time is 2pm, check-out time is 10am, unless arranged otherwise with the Caravan Park Caretaker (Caretaker).

Site Arrival: Payment in full must be made prior to checking-in. Payment can be made at the Visitor Centre, with the Caretaker, or via envelopes located in the Camp Kitchen.

Guests are to park only in sites designated at reservation or check-in.

Parking: Caravans and camper trailers must park with the draw facing the access road, for ease of evacuation in case of emergency.

Site Departure: Sites must be left clear of litter and personal belongings upon departure.

Power: All powered sites require a 15A-rated lead.

Airconditioning: Air conditioners are not to be left on while guests are away from caravans/cabins.

Water: Water is trucked into Menzies and is a scarce commodity. Washing of vehicles and caravans is strictly prohibited.

Wastewater: Appropriate drains are to be used for wastewater. Where a hose is not long enough, a bucket is to be used.

Fires: Fires are not to be lit on the ground and no hot coals are to be placed in rubbish bins. Fires are prohibited during a Total Fire Ban.

Smoking: Smoking is prohibited at Menzies Caravan Park.

Fire hose: The fire hose is only to be used in emergencies. Any other use is a prosecutable offense.

Vehicles: Only one vehicle per site is allowed. Vehicles are to be parked so as not to block the driveways or to protrude on other sites.

Pets: Pets are allowed in the caravan park, though they must be kept on a leash or in an enclosed area at all times.

Pets are not to be left in caravans or vehicles whilst guests are away from the caravan park.

Pets are prohibited from being on the lawn adjacent to the Camp Kitchen.

Guests are to clean after their pets immediately.

Visitors: Visitors are welcome to the caravan park. Caravan park patrons are responsible for the behaviour of their guests.

Visitors must abide by these rules, the same as patrons/guests.

Visitors must park their vehicles outside of the caravan park. Visitors are responsible for the security of their own vehicle/s.

Noise: All guests are to use the caravan park facilities in a quiet and cooperative manner, recognising the limited services available and respecting others staying at the caravan park. Any loud music or uncouth language will not be tolerated.

Requests and complaints: All requests and complaints are to be made only to the Caretaker, or in their absence, the Community Services Officer.

Speed Limit: Walking pace for all vehicles.

Responsibilities: Parents are responsible for controlling and supervising the behaviour of their children, for their own safety and comfort of others.

Ablution: Children under the age of eight must be accompanied by a parent in the ablutions at all times.

Glass: Glass items are prohibited in the ablution blocks.

Laundry: There are two washers and dryers in the laundry room of Ablution Block B. The cost is \$3 each to operate.

Camp Kitchen: The Camp Kitchen is available to use by all guests and their visitors. Those using the kitchen must clean up after themselves.

Limits on residence: The number of long-term residents (three months total per year, year starting from the first date of check-in of more than three days) at Menzies Caravan Park is limited to five.

Disclaimer

Park patrons use Menzies Caravan Park facilities at their own risk; no responsibility will be taken by the park management for any loss or damage to persons, property, or equipment.'

be endorsed.

COUNCIL DECISION:

Council Resolution Number:	192 / 23
-----------------------------------	-----------------

Moved: Cr S Sudhir

Seconded: Cr K Tucker

That Item 14.2.3 Adoption of Caravan Park Rules be deferred to the December 2023 Ordinary Meeting of the Council to incorporate some changes.

Carried	7 / 0
----------------	--------------

For: Cr P Warner, Cr S Sudhir, Cr G Dwyer, Cr J Dwyer, Cr A Tucker, Cr I Baird and Cr K Tucker

Against: Nil

Reason for change in Officer's Recommendation:

The Councillors would like to incorporate some changes based on discussions.



Menzies Visitor Centre	Caravan Afterhours & Weekends
Hours: Monday to Friday 9am to 4pm	Phone: 0473 633 149
Phone: (08) 9024 2702	

Menzies Caravan Park Rules & Regulations

Check-in and check-out: Check-in time is 2pm, check-out time is 10am, unless arranged otherwise with the Caravan Park Caretaker (Caretaker).

Site Arrival: Payment in full must be made prior to checking-in. Payment can be made at the Visitor Centre, with the Caretaker, or via envelopes located in the Camp Kitchen.

Guests are to park only in sites designated at reservation or check-in.

Parking: Caravans and camper trailers must park with the draw facing the access road, for ease of evacuation in case of emergency.

Site Departure: Sites must be left clear of litter and personal belongings upon departure.

Power: All powered sites require a 15A-rated lead.

Airconditioning: Air conditioners are not to be left on while guests are away from caravans/cabins.

Water: Water is trucked into Menzies and is a scarce commodity. Washing of vehicles and caravans is strictly prohibited.

Waste water: Appropriate drains are to be used for wastewater. Where a hose is not long enough, a bucket is to be used.

Fires: Fires are not to be lit on the ground and no hot coals are to be placed in rubbish bins. Fires are prohibited during a Total Fire Ban.

Smoking: Smoking is prohibited at Menzies Caravan Park.

Fire hose: The fire hose is only to be used in emergencies. Any other use is a prosecutable offense.

Vehicles: Only one vehicle per site is allowed. Vehicles are to be parked so as not to block the driveways or to protrude on other sites.

Pets: Pets are allowed in the caravan park, though they must be kept on a leash or in an enclosed area at all times.

Pets are not to be left in caravans or vehicles whilst guests are away from the caravan park.

Pets are prohibited from being on the lawn adjacent to the Camp Kitchen.

Guests are to clean after their pets immediately.

Visitors: Visitors are welcome to the caravan park. Caravan park patrons are responsible for the behaviour of their guests.

Visitors must abide by these rules, the same as patrons/guests.

Visitors must park their vehicles outside of the caravan park. Visitors are responsible for the security of their own vehicle/s.

Noise: All guests are to use the caravan park facilities in a quiet and cooperative manner, recognising the limited services available and respecting others staying at the caravan park. Any loud music or uncouth language will not be tolerated.

Requests and complaints: All requests and complaints are to be made only to the Caretaker, or in their absence, the Community Services Officer.

Speed Limit: Walking pace for all vehicles.

Responsibilities: Parents are responsible for controlling and supervising the behaviour of their children, for their own safety and comfort of others.

Ablution: Children under the age of eight must be accompanied by a parent in the ablutions at all times.

Glass: Glass items are prohibited in the ablution blocks.

Laundry: There are two washers and dryers in the laundry room of Ablution Block B. The cost is \$3 each to operate.

Camp Kitchen: The Camp Kitchen is available to use by all guests and their visitors. Those using the kitchen must clean up after themselves.

Limits on residence: The number of long-term residents (three months total per year, year starting from the first date of check-in of more than three days) at Menzies Caravan Park is limited to five.

Disclaimer

Park patrons use Menzies Caravan Park facilities at their own risk; no responsibility will be taken by the park management for any loss or damage to persons, property, or equipment.

14.2.4	Community Christmas Party – Date and Location
LOCATION	Shire of Menzies
APPLICANT	Internal
DOCUMENT REF	NAM1212
DATE OF REPORT	14/11/2023
AUTHOR	Community Development Manager, Sean McGay
RESPONSIBLE OFFICER	Chief Executive Officer, Glenda Teede
OFFICER DISCLOSURE OF INTEREST	Nil
ATTACHMENT	Nil

SUMMARY:

To confirm a date, time and location for the annual Community Christmas Party for 2023.

BACKGROUND:

The Shire of Menzies traditionally hosts a Christmas party for the community of the town of Menzies in mid-to-late December.

The event is welcome to all community members of the Shire and includes complimentary food and drinks.

COMMENT:

The Community Christmas Party is usually held on the same day as the last Council Meeting of the calendar year.

CONSULTATION:

Nil

STATUTORY AUTHORITY:

Local Government Act 1995

POLICY IMPLICATIONS:

Nil

FINANCIAL IMPLICATIONS:

Nil

RISK ASSESSMENT:

Risk Statement	Level of Risk	Risk Mitigation Strategy
Nil		

STRATEGIC IMPLICATIONS:

The Shire’s Strategic Community Plan 2021-2031 outlines the following Outcome and Strategy:

- 1.1 An engaged and inclusive community.
 - 1.1.1 Facilitate, encourage and support community volunteers, groups, events and initiatives.
 - 1.1.2 Welcoming to all residents, strengthen community cohesiveness and participation.
- 1.2 A healthy and safe community.
 - 1.2.3 Support community health and wellbeing initiatives.
- 2.1 An innovative, diverse and prosperous economy.
 - 2.1.1 Support local business and encourage further investment in the district.

Accordingly, the officer’s recommendation aligns with the Strategic Community Plan.

VOTING REQUIREMENTS:

Simple Majority

OFFICER RECOMMENDATION/COUNCIL DECISION:

Council Resolution Number:	193 / 23
-----------------------------------	-----------------

Moved: Cr S Sudhir

Seconded: Cr A Tucker

That the following date, time and location for the Shire of Menzies Community Christmas Party:

Date: 15 December 2023

Time: 6pm

Location: Ngalipaku Youth Centre, Menzies

be endorsed.

Carried	6 / 1
----------------	--------------

For: Cr P Warner, Cr S Sudhir, Cr J Dwyer, Cr A Tucker, Cr I Baird and Cr K Tucker

Against: Cr G Dwyer

Cr K Tucker declared a Financial interest on Item 14.2.5 Menzies Aboriginal Corporation Christmas Contribution.

Cr K Tucker left the meeting at 1.48pm.

14.2.5	Menzies Aboriginal Corporation Christmas Contribution
LOCATION	Not Applicable
APPLICANT	Internal
DOCUMENT REF	NAM1213
DATE OF REPORT	14/11/2023
AUTHOR	Chief Financial Officer, Kristy Van Kuyl
RESPONSIBLE OFFICER	Chief Executive Officer, Glenda Teede
OFFICER DISCLOSURE OF INTEREST	Nil
ATTACHMENT	1. MAC Christmas Tree Donation - Shire 2023 [14.2.5.1 - 1 page]

SUMMARY:

The purpose of this report is for the Council to consider a funding request from the Menzies Aboriginal Corporation (MAC) for their 2023 Christmas function.

BACKGROUND:

In the past years the Council has contributed to Menzies Aboriginal Corporation (MAC) Christmas function in the vicinity of \$1,500.

COMMENT:

This year, Menzies Aboriginal Corporation (MAC) has requested a contribution of \$1,500 for the 2023 Christmas function. This event will take place at the Ngalipaku Building (Youth Centre) and will utilise the surrounding playground facilities on Wednesday 6 December 2023, from 3pm to 9pm.

CONSULTATION:

No external consultation has taken place.

STATUTORY AUTHORITY:

There are no statutory implications for this report.

Carried	6 / 0
----------------	--------------

For: Cr P Warner, Cr S Sudhir, Cr G Dwyer, Cr J Dwyer, Cr A Tucker and Cr I Baird
Against: Nil

Cr K Tucker returned to the meeting at 1.50pm.



Menzies Aboriginal Corporation

ABN 90 997 296 120 - ICN 639

43 - 45 Walsh Street, Menzies WA 6436

(P.O. Box 8, Menzies WA 6436)

14.11.2023

Ms Glenda Teede
Chief Executive Officer Shire of Menzies
Lot 124 Shenton Street
Menzies WA 6436
ceo@menzies.wa.gov.au

RE: Children's Christmas Tree Event

Dear Glenda,

Once again the Menzies Aboriginal Corporation are hosting their annual Christmas Tree event for the children of Menzies. This year it will be on Wednesday 6th December 2023 at the Youth Centre from 3pm to 9pm. Games and activities will be held outside the Youth Centre followed by a break then recommence with Dinner then a special visit from Santa. We were wondering if we could use the Shire Fire Truck to transport Santa to and from the Youth Centre with a supplied driver. We would like to have the Shire Water Slide, Water Park, toilet facilities available and extra chairs and tables for dinner outside Youth Centre. It is a family friendly community event so families bring with them a gift to the value of \$50.00 per child to place under the Christmas tree. It is a special night to bring all the families together in town and the Menzies Aboriginal Corporation is extending an invitation for you to sponsor this event. We are hoping Shire would be generous enough to contribute \$1500.00.

In anticipation of your generosity, we would greatly appreciate your support.

For any further information do not hesitate to contact our office.

Kind regards,

Kaylene Tucker
Executive Manager
Menzies Aboriginal Corporation
14/11/2023

Email: admin@menziesac.org.au
Ph. 08 9024 2020
Fax. 08 9024 2191

14.2.6	Tjuntjuntjara Remote Community School Christmas Contribution
LOCATION	Not Applicable
APPLICANT	Internal
DOCUMENT REF	NAM1214
DATE OF REPORT	14/11/2023
AUTHOR	Chief Financial Officer, Kristy Van Kuyl
RESPONSIBLE OFFICER	Chief Executive Officer, Glenda Teede
OFFICER DISCLOSURE OF INTEREST	Nil
ATTACHMENT	1. Letter from Tjuntjuntjara Remote community School [14.2.6.1 - 1 page]

SUMMARY:

The purpose of this report is for the Council to consider a funding request from Tjuntjuntjara Remote Community School for their 2023 Christmas gifts to students and their siblings.

BACKGROUND:

In the past years the Council has contributed to Tjuntjuntjara Remote Community School Christmas events in the vicinity of \$2,000.

COMMENT:

This year, Tjuntjuntjara Remote Community School has requested a contribution for their 2023 Christmas gift-giving event to purchase presents for students and their siblings, aged 1 year to 18 years.

CONSULTATION:

No external consultation has taken place.

STATUTORY AUTHORITY:

There are no statutory implications for this report.

POLICY IMPLICATIONS:

Policy 4.4 – Donations, Sponsorship and Contributions.

FINANCIAL IMPLICATIONS:

The Community Contribution be taken from the MEMBERS – Donations to Community Groups (120401290.2700), which is incorporated with the Shire’s adopted 2023/2024 Budget.

RISK ASSESSMENT:

Risk Statement	Level of Risk	Risk Mitigation Strategy
Nil		

STRATEGIC IMPLICATIONS:

The Shire’s Strategic Community Plan 2021-2031 outlines the following Outcome and Strategy:

Outcome:
4.2 An efficient and effective organisation.

Strategy:
4.2.1 Maintain a high level of corporate governance, responsibility and accountability.
Accordingly, the officer’s recommendation aligns with the Strategic Community Plan.

VOTING REQUIREMENTS:

Simple Majority

OFFICER RECOMMENDATION/COUNCIL DECISION:

Council Resolution Number:	195 / 23
-----------------------------------	-----------------

Moved: Cr S Sudhir Seconded: Cr J Dwyer

That a Community Contribution to Tjuntjuntjara Remote Community School for their 2023 Christmas gift-giving to students and their siblings, in the amount of \$2,000 to be taken from the MEMBERS – Donations to Community Groups (120401290.2700) account code be approved.

Carried	7 / 0
----------------	--------------

**For: Cr P Warner, Cr S Sudhir, Cr G Dwyer, Cr J Dwyer, Cr A Tucker, Cr I Baird and Cr K Tucker
Against: Nil**



TJUNTJUNTJARA REMOTE COMMUNITY SCHOOL

NINTI PULKA - Smart and strong

Lot37-38 Tjuntjuntjara Community, Great Victoria Desert 6431- Phone 0890371050 -

TjuntjuntjaraRCS@education.wa.edu.au

Attention: Kristy Van Kuyl

Re: Christmas gifts for students and siblings.

To Menzies Shire,

Tjuntjuntjara Remote Community School would like to lodge our interest in applying for funding from the Menzies Shire Council for our school students to go towards Christmas presents for students and their siblings. Ages 1yr- 18yrs.

Previously the shire has given us \$3000 that we have divided up amongst our students and families.

Last year each child received a gift/gifts which are purchased in the October school holidays by staff in Perth. The communities response to the 'HOHO' is tremendous with great delight displayed. A community cook up is done at this time also.

We currently have 21 students enrolled and 7 siblings. Some other families are expected back in community also.

An acquittal report can be given after the purchases and delivery as well as recognition of the Shire's contribution in the school newsletter.

Yours Sincerely

Rhonda Thorncroft

Principal
Tjuntjuntjara Remote Community School
12/09/23

OUR VISION

● ● ● ● To support our students to be NINTI PULKA – Smart and Strong. ● ● ● ●
Strong in Language, Strong in Culture and Strong in Western Knowledge

15 MOTIONS OF WHICH PREVIOUS NOTICE HAS BEEN GIVEN

Nil

16 NEW BUSINESS OF AN URGENT NATURE

Nil

17 BEHIND CLOSED DOORS - CONFIDENTIAL REPORTS

Item 17.2 Lot 685 (41) Sheridan Street Menzies

Item 17.3 Proposal to Lease Lot 8 Shenton Street Menzies

Item 17.4 Lot 607 (43) Shenton Street Menzies

These Items are confidential in accordance with Section 5.23(2) of the *Local Government Act 1995* which permits the meeting to be closed to the public for business relating to the following:

- b. the personal affairs of any person.
- c. a contract entered into, or which may be entered into, by the local government and which relates to a matter to be discussed at the meeting.
- e. a matter that if disclosed, would reveal: i) a trade secret; ii) information that has a commercial value to a person; or iii) information about the business, professional, commercial or financial affairs of a person. Where the trade secret or information is held by, or is about, a person other than the local government.

OFFICER RECOMMENDATION/COUNCIL DECISION:

Council Resolution Number:	196 / 23
-----------------------------------	-----------------

Moved: Cr S Sudhir **Seconded:** Cr K Tucker

That in accordance with Section 5.23(2) of the Local Government Act 1995 the meeting be closed to members of the public to consider Items 17.2 Lot 685 (41) Sheridan Street Menzies, Item 17.3 Proposal to Lease Lot 8 Shenton Street Menzies and Item 17.4 Lot 607 (43) Shenton Street Menzies

Carried	7 / 0
----------------	--------------

For: Cr P Warner, Cr S Sudhir, Cr G Dwyer, Cr J Dwyer, Cr A Tucker, Cr I Baird and Cr K Tucker
Against: Nil

The members of the public left the meeting at 1.54pm.
Ms K Van Kuyl and Mr S McGay left the meeting at 1.54pm.

MEETING OPENED TO THE PUBLIC:

COUNCIL DECISION:

Council Resolution Number:	200 / 23
-----------------------------------	-----------------

Moved: **Cr I Baird** **Seconded:** **Cr A Tucker**

That the meeting be opened to the Members of the Public.

Carried	6 / 0
----------------	--------------

For: **Cr P Warner, Cr G Dwyer, Cr J Dwyer, Cr A Tucker, Cr I Baird and Cr K Tucker**
Against: **Nil**

The Members of the Public returned to the meeting at 2.12pm.
Ms K Van Kuyl and Mr S McGay returned to the meeting at 2.12pm.
Cr S Sudhir returned to the meeting at 2.12pm.

RESUMPTION OF STANDING ORDERS:

COUNCIL DECISION:

Council Resolution Number:	201 / 23
-----------------------------------	-----------------

Moved: **Cr S Sudhir** **Seconded:** **Cr K Tucker**

That Standing Orders be resumed.

Carried	7 / 0
----------------	--------------

For: **Cr P Warner, Cr S Sudhir, Cr G Dwyer, Cr J Dwyer, Cr A Tucker, Cr I Baird and Cr K Tucker**
Against: **Nil**

The Shire President read the Council Resolutions for the following items, which were made during the closed meeting:

- Item 17.2 Lot 685 (41) Sheridan Street Menzies
- Item 17.3 Proposal to Lease Lot 8 Shenton Street Menzies
- Item 17.4 Lot 607 (43) Shenton Street Menzies

Item 17.2 Lot 685 (41) Sheridan Street Menzies

OFFICER RECOMMENDATION/COUNCIL DECISION:

Council Resolution Number:	197 / 23
-----------------------------------	-----------------

Moved: Cr S Sudhir **Seconded:** Cr K Tucker

That:

- 1. Notwithstanding the intent of Council Policy 4.11 (Rating Strategy), the offer of the owner of Lot 685 (41) Sheridan Street Menzies to sell to the Council that land for the sum of one dollar be accepted**
- 2. Outstanding charges of \$1,695.83 applicable to the subject land be written off after the transfer of land**
- 3. Transfer charges be met by the Council.**

Carried by Absolute Majority	7 / 0
-------------------------------------	--------------

For: Cr P Warner, Cr S Sudhir, Cr G Dwyer, Cr J Dwyer, Cr A Tucker, Cr I Baird and Cr K Tucker
Against: Nil

Item 17.3 Proposal to Lease Lot 8 Shenton Street Menzies

COUNCIL DECISION:

Council Resolution Number:	198 / 23
-----------------------------------	-----------------

Moved: Cr S Sudhir **Seconded:** Cr J Dwyer

That Item 17.3 Proposal to Lease Lot 8 Shenton Street Menzies be deferred until an updated report from the contractor overseeing the decontamination process is presented to the Council.

Carried	7 / 0
----------------	--------------

For: Cr P Warner, Cr S Sudhir, Cr G Dwyer, Cr J Dwyer, Cr A Tucker, Cr I Baird and Cr K Tucker
Against: Nil

Item 17.4 Lot 607 (43) Shenton Street Menzies

Cr S Sudhir declared a financial interest on Item 17.4 Lot 607 (43) Shenton Street Menzies. Cr S Sudhir left the meeting at 2.05pm.

OFFICER RECOMMENDATION/COUNCIL DECISION:

Council Resolution Number:	199 / 23
-----------------------------------	-----------------

Moved: Cr J Dwyer

Seconded: Cr I Baird

That the Building Order marked as Confidential Attachment A be served to the owner of the Menzies Hotel located at Lot 607 (43) Shenton Street Menzies, to carry out the works specified in the Order within the specified timeline noted in the Order.

Carried	6 / 0
----------------	--------------

For: Cr P Warner, Cr G Dwyer, Cr J Dwyer, Cr A Tucker, Cr I Baird and Cr K Tucker

Against: Nil

18 NEXT MEETING

COUNCIL DECISION:

Council Resolution Number:	202 / 23
-----------------------------------	-----------------

Moved: **Cr K Tucker**

Seconded: **Cr S Sudhir**

That the Ordinary Meeting of the Council scheduled on 30 November 2023 be cancelled and the December Ordinary Meeting of the Council be moved on 15 December 2023 at 1pm.

Carried	7 / 0
----------------	--------------

For: Cr P Warner, Cr S Sudhir, Cr G Dwyer, Cr J Dwyer, Cr A Tucker, Cr I Baird and Cr K Tucker

Against: Nil

19 CLOSURE OF MEETING

The Shire President declared the meeting closed at 2.18pm.